THE STRENGTH WITHIN

LIGHTWEIGHT STEEL FRAMING

BAILEY®

MEMBER SELECTION TABLES (IMPERIAL)

(IMPERIAL)

Certified Member of CSSBI

CSSBI 58-2018

MONTREAL • TORONTO • CALGARY • EDMONTON • VANCOUVER

www.bmp-group.com

LIGHTWEIGHT STEEL FRAMING MEMBER SECTION TABLES

58-2018 June 2018

Prepared for: Canadian Sheet Steel Building Institute

Prepared by: Prof. R.M. Schuster, P.Eng. Distinguished Professor Emeritus, University of Waterloo

Copyright© June 2018 All rights reserved. This publication, nor any part thereof, may be reproduced in any form without the written permission of the publisher.

Preface:

The material here in presented has been prepared for the general information of the reader. While the material is believed to be technically correct and in accordance with recognized good practice at the time of publication it should not be used without first securing competent advice with respect to its suitability for any specific application. Neither Bailey Metal Products Limited, the ***Canadian Sheet Steel Building Institute***, nor Prof. Schuster warrant or assume any liability for the suitability of the material for any general or particular application.

Founded in 1950, Bailey Metal Products Limited is a family owned and operated Canadian company. The Bailey Group of Companies is recognized as the industry leader, offering building solutions to both the commercial and residential construction markets. Our products include Structural Lightweight Steel Framing (LSF), Non-Loadbearing Steel Framing, Steel Framing Accessories, Connectors & Clips, COMSLAB Steel Composite Concrete Floor, Drywall Trims and Accessories.

Our team stands ready to provide products and technical support that meet your building team's needs. We would love to collaborate with you to satisfy your sound, structural or other performance requirements.

CSSBI is Canada's foremost authority on sheet steel, its products, and its many applications. They are an industry association responsible for the development and dissemination of industry standards. A source for technical information and resources, they provide expert guidance to the general public and sheet steel manufacturers alike.

Canadian Sheet Steel Building Institute • www.cssbi.ca • info@cssbi.ca • (519) 650-1285

TABLE OF CONTENTS

General Notes

Introduction **4**
Product Designator **4**
Manufacturer Certification and Product Marking **4**
Section Geometries **5**
Section Properties **6**
Symbols **7**
Design Examples **8**

Section Properties

Stud Section Properties **12**
Joist Section Properties **14**
Track Section Properties **16**
Curtain Wall Limiting Height Tables – Single and Double Spans **19**
Combined Axial and Lateral Load Tables **36**
Floor Joist Load Tables **69**
Header Load Tables **78**
Web Crippling Data **83**
S-Section Ceiling Span Tables **86**
U-Channel Section Properties **87**
U-Channel Ceiling Span Tables **88**
Furring Channel Section Properties **89**
Furring Channel Ceiling Span Tables **90**

GENERAL NOTES

1. INTRODUCTION

The technical data in this publication is intended as an aid to the design professional and should not be used to replace the judgement of a qualified Engineer or Architect.

2. PRODUCT DESIGNATOR

Lightweight steel framing manufacturers in Canada use a common designator method for identifying their products. The designator is a four-part code that identifies depth, flange width, member type and material thickness. This designator (based on Imperial units) is used for both SI metric and Imperial units.

Example: 600S162-54

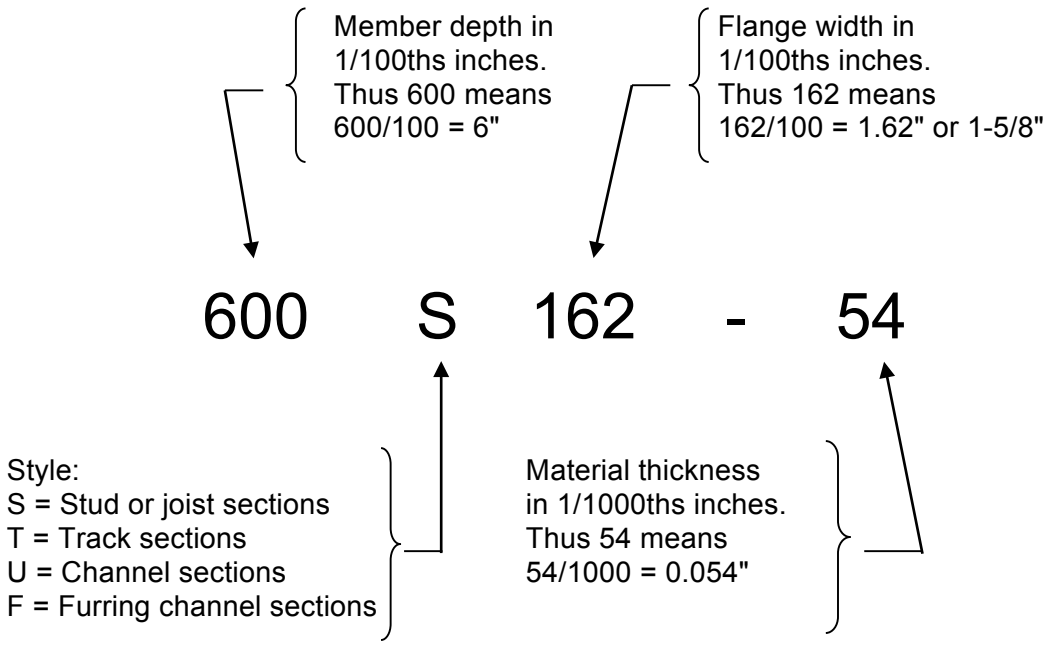

3. MANUFACTURER CERTIFICATION AND PRODUCT MARKING

3.1 **Lightweight steel framing manufacturers who are members of the CSSBI and adhere to the *CSSBI Manufacturer Certification Requirements for Cold Formed Steel Framing Members* are the only companies that have authorization from the CSSBI to utilize these tables.**

Under the *CSSBI Manufacturer Certification Program*, a participating manufacturer certifies that the designated structural and non-structural cold formed steel (CFS) framing members it produces meet or exceed the relevant ASTM International (ASTM), Canadian Standards Association (CSA) and American Iron and Steel Institute (AISI) standard requirements. The manufacturer's products are validated through an independent 3rd party review of the products and production practices, by appropriate testing and inspection.

3.2 **Marking:**
Individual products shall have a legible label, stencil, or embossment on the member with the following minimum information:
(a) Initials "CSSBI";
(b) Manufacturer's identification (2 or 3 letters);
(c) Designation steel thickness (in mils) exclusive of protective coatings; and,
(d) A reference number identifying the source coil.

Example: "CSSBI-XYZ-33 ABCD" would be a 33 mil thick product manufactured by XYZ company who is a CSSBI Manufacturer Member from a coil that can be traced through the reference number "ABCD".

Additional information may also be included at the discretion of the manufacturer.

4. SECTION GEOMETRIES

4.1 Section geometries are identified by the product designator method described in Section 2.

4.2 Stud, joist, track and U-channel members shall be cold formed to shape from sheet steel with a minimum base steel thickness and inside bend radius as follows:

Designation Thickness (mil)	Minimum Base Steel Thickness (in.)	Base Steel Design Thickness (in.)	Inside Bend Radius (in.)
18	0.0179	0.0188	0.0843
33	0.0329	0.0346	0.0764
43	0.0428	0.0451	0.0712
54	0.0538	0.0566	0.0849
68	0.0677	0.0713	0.1069
97	0.0966	0.1017	0.1525

4.3 Stud and joist lip lengths based on the flange width are as follows:

Section	Flange Width (in.)	Lip Length (in.)
S125	1.250	0.1875
S162	1.625	0.500
S200	2.000	0.625
S250	2.500	0.625
S300	3.000	0.625

5. SECTION PROPERTIES

5.1 Structural properties are based on Limit States Design (LSD) of the CSA Standard S136-16, *North American Specification for the Design of Cold-Formed Steel Structural Members*, 2016 edition (S136-16).

5.2 Steel shall conform to the requirements of S136-16, AISI S220-15 *North American Standard for Cold-Formed Steel Framing - Nonstructural Members* and AISI S240-15 *North American Standard for Cold-Formed Steel Structural Framing.* Products with a design thicknesses less than or equal to 0.0451" shall have a minimum yield strength of 33 ksi and products with a design thicknesses equal to or greater than 0.0566" shall have a minimum yield strength of 50 ksi.

5.3 Section properties are computed for the base steel design thicknesses (exclusive of coating) shown in the tables.

5.4 When provided, factory punchouts shall be located along the centreline of the webs of the members and shall have a minimum centre-to-centre spacing of 24". Punchouts for members greater than 2.5" deep are a maximum of 1.5" wide by 4.5" in length. Any configuration or combination of holes that fit within the punchout width and length limitations stated above shall be permitted; other punchout configurations and locations not in compliance with the stated limitations must be approved by a design professional.

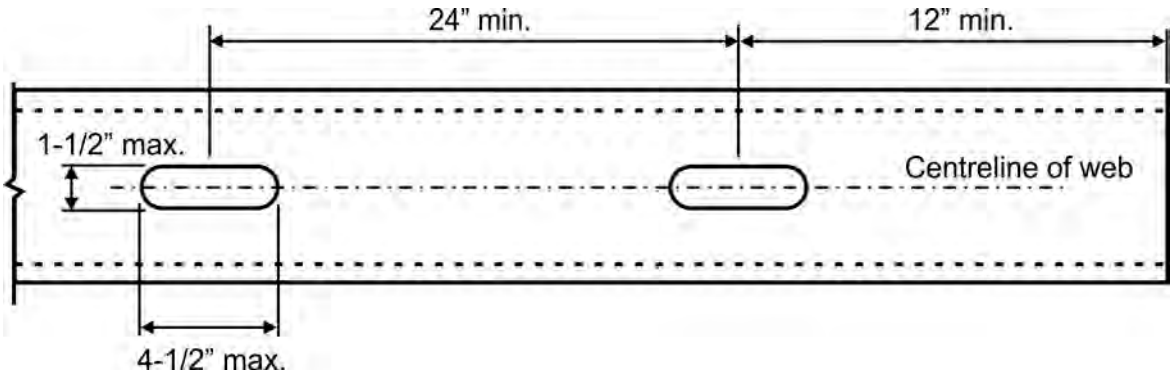

5.5 Increase in yield strength from cold work of forming has been included whenever applicable.

5.6 The effective moment of inertia for deflection, I_{xd}, is based on local buckling at an assumed specified live load stress of $0.6F_y$. This moment of inertia is only appropriate for checking serviceability limit states.

6. SYMBOLS

Gross Properties

I_x Moment of inertia about x-axis
I_y Moment of inertia about y-axis
r_x Radius of gyration about x-axis
r_y Radius of gyration about y-axis
V_{rg} Factored shear resistance along y-axis of unperforated section

Effective Properties

I_{xd} Moment of inertia about x-axis for deflection calculations
M_{rx} Factored moment resistance for track, U-channel and furring channel sections based on local buckling
M_{rxDB} Factored moment resistance about x-axis based on distortional buckling, assuming $K_\phi = 0$
M_{rxLB} Factored moment resistance about x-axis based on local buckling
M_{ryDB} Factored moment resistance about y-axis based on distortional buckling with lip in compression
M_{ryLB} Factored moment resistance about y-axis based on local buckling with web/lip in compression
S_{xe} Effective section modulus about x-axis
V_{rn} Factored shear resistance along y-axis of perforated section

Torsional and other Properties

β $1 - (x_o/r_o)^2$
C_w Torsional warping constant
J Saint-Venant torsion constant. The values shown in the tables have been multiplied by 1,000. To obtain the actual values, divide table values by 1,000
L_u Limiting unbraced length below which lateral-torsional buckling is not considered
m Distance from shear centre to mid-plane of web
r_o Polar radius of gyration about shear centre
x_o Distance from shear centre to centroid along principle x-axis

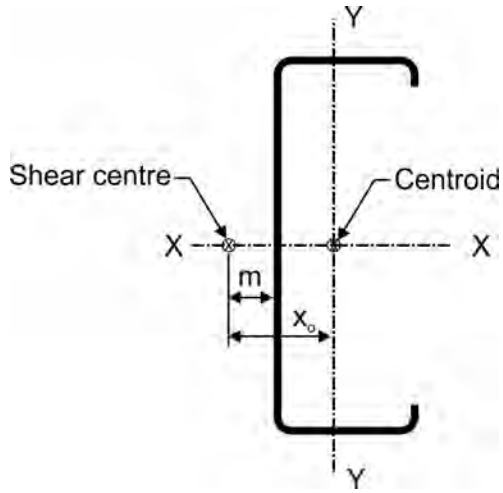

Web Depth to Thickness Ratio (h/t)

Designation Thickness (mil)	**18**		**33**		**43**		**54**		**68**		**97**	
Design Thickness (in.)	**0.0188**		**0.0346**		**0.0451**		**0.0566**		**0.0713**		**0.1017**	
Section Depth (in.)	h(in.)	h/t	h(in.)	h/t	h(in.)	h/t	h(in.)	h/t	h(in.)	h/t	h(in.)	h/t
1.625	1.42	75.5										
2.50	2.29	122										
3.625	3.42	182	3.40	98.3	3.39	75.2	3.34	59.0	3.27	45.8	3.12	30.6
4	3.79	202[1]	3.78	109	3.77	83.5	3.72	65.7	3.64	51.1	3.49	34.3
6	5.79	*	5.78	167	5.77	128	5.72	101	5.64	79.2	5.49	54.0
8			7.78	225 [1]	7.77	172	7.72	136	7.64	107	7.49	73.7
10			9.78	*	9.77	217 [1]	9.72	172	9.64	135	9.49	93.3
12			11.8	*	11.8	*	11.7	207 [1]	11.6	163	11.5	113
14			13.8	*	13.8	*	13.7	242 [1]	13.6	191	13.5	133

[1] h/t exceeds 200; * h/t exceeds 260

7. DESIGN EXAMPLES

7.1 LOAD BEARING WALL STUDS – Concentric load only

Given:

Specified (unfactored) Loads: Axial live load (L) = 4.8 kips/stud
Axial dead load (D) = 2.0 kips/stud

Stud height = 14'-0"
Stud spacing = 16" o.c.
Assume studs are braced by bridging only
Select a stud section

Solution:

Factored load combination = 1.25D + 1.5L
C_f = 1.25(2.0) + 1.5(4.8) = *9.70 kips/stud*

Try 600S162-68 studs at 16" o.c.

From Combined Axial and Lateral Load table, the limiting factored compressive resistance for 0 psf factored lateral load
C_r = *10.4 kips/stud*
Since C_r = *10.4 kips/stud* > C_f = *9.70 kips/stud* ∴**OK**

Conclusion:

Use ***600S162-68*** section spaced at 16" o.c. with 3 bridging lines arranged so that the maximum spacing does not exceed 48" o.c.

7.2 LOAD BEARING WALL STUDS – Combined loading

Given:

Specified (unfactored) Loads: Axial live load (L) = 3.6 kips/stud
Axial dead load (D) = 1.8 kips/stud
Wind load (W) = 25 psf

Stud height = 10'-0"
Stud spacing = 16" o.c.
Deflection limit = L/600
Assume studs are braced by bridging only
Select a stud section

Solution:

Try 600S162-54 studs at 16" o.c.

1) Dead load only

Factored load combination = 1.4D
C_f (factored axial load) = 1.4D = 1.4(1.8) = *2.52 kips/stud*
From Combined Axial and Lateral Load table, the limiting factored compressive resistance for 0 psf factored lateral load
C_r = *8.24 kips/stud*
Since C_r = 8.24 kips/stud > C_f = *2.52 kips/stud* ∴**OK**

2) Dead + Wind + Live Load

a) Factored load combination # 1 = 1.25D + 1.5L + 0.4W
W_f (factored wind load) = 0.4W
= 0.4(25) = *10.0 psf*
C_f (factored axial load) = 1.25D + 1.5L
= 1.25(1.8) + 1.5(3.6)
= *7.65 kips/stud*

From Combined Axial and Lateral Load table, the limiting factored compressive resistance for 10 psf factored lateral load
C_r = *7.67 kips/stud*
Since C_r = *7.67 kips/stud* > C_f = *7.65 kips/stud* ∴**OK**

b) Factored load combination # 2 = 1.25D + 0.5L + 1.4W
W_f (factored wind load) = 1.4W
= 1.4(25) = *35.0 psf*
C_f (factored axial load) = 1.25D + 0.5L
= 1.25(1.8) + 0.5(3.6)
= *4.05 kips/stud*

From Combined Axial and Lateral Load table, the limiting factored compressive resistance for 30 and 40 psf factored lateral load
C_r = *6.57 kips/stud* (for 30 psf)
C_r = *6.04 kips/stud* (for 40 psf)

By interpolation for 35 psf, C_r = *6.31* kips/stud > *4.05* kips/stud ∴**OK**

3) Web crippling check

From Single Span Curtain Wall Limiting Heights table for a 25 psf specified wind load, web crippling does not control.

4) Deflection check (L/600)

From Single Span Curtain Wall Limiting Heights table, the limiting stud height for a specified wind load of 25 psf and a deflection limit of L/600 is 14'-4".

Since 14'-4" > 10'-0" ∴**OK**

Conclusion:

Use ***600S162-54*** section spaced at 16" o.c. with 2 bridging lines arranged so that the maximum spacing does not exceed 48" o.c.

7.3 FLOOR JOIST – Single span

Given:

Specified (unfactored) Loads: Live load (L) = 40 psf
Dead load (D) = 15 psf

Single span length = 16'-0"
Joist spacing = 16" o.c.
Deflection limit = L/360
Select a joist section

Solution:

Strength

Factored load combination = 1.25D + 1.5L
P_f = 1.25(15) + 1.5(40) = 78.8 psf

Try 800S162-54 joists at 16" o.c.

From Floor Joist Load table, the factored uniformly distributed single span
Strength Resistance = 91 psf
Since 91 psf > 78.8 psf ∴**OK**

Deflection

From Floor Joist Load table, the specified uniformly distributed single span L/360 deflection load is 44 psf
Since 44 psf > 40 psf ∴**OK**

Conclusion:

Use ***800S162-54*** section spaced at 16" o.c. Web stiffeners are not required based on an end bearing length of 3.5". If end bearing length is less than 3.5", web crippling must be checked.

7.4 CURTAIN WALL – Single span

Given:

Specified (unfactored) wind load = 30 psf
Stud height = 12'-0"
Stud spacing = 24" o.c.
Deflection limit = L/360
Select a stud section

Solution:

Try 600S162-43 studs at 24" o.c.

From Single Span Curtain Wall Limiting Heights table under 30 psf specified wind load, the limiting stud height is 12'-4"
Since 12'-4" > 12'-0" ∴**OK**

Conclusion:
Use ***600S162-43*** section spaced at 24" o.c. Web stiffeners are not required.

7.5 CURTAIN WALL – Double span

Given:
Specified (unfactored) wind load = 50 psf
Stud height = 10'-0"
Stud spacing = 24" o.c.
Deflection limit = L/360
Select a stud section

Solution:
Try 800S162-43 studs at 24" o.c.

From Double Span Curtain Wall Limiting Heights table under 50 psf specified wind load, the limiting stud height is 10'-3"a
Since 10'-3" > 10'-0" ∴**OK**

Conclusion:
Use ***800S162-43*** section spaced at 24" o.c. Web stiffeners are required at end and interior supports.

7.6 USE OF WEB CRIPPLING DATA TABLE – Single Web Member

Given:
Single web C-section
Depth = 8 in.
Designation thickness = 54 mil; Base Design Thickness, t = 0.0566 in.
Bearing length, N = 3 in.
Determine the factored end-one-flange (EOF) web crippling resistance.

Solution:
From the Factored Web Crippling Data table for Single Web Members
P_{eo1} = 305 lb; P_{eo2} = 107 lb

$$P_{rEOF} = P_{eo1} + P_{eo2}\sqrt{\frac{N}{t}} = 305 + 107\sqrt{\frac{3}{0.0566}} = \underline{1{,}084\,\text{lb}}$$

Conclusion:
The factored end-one-flange (EOF) web crippling resistance, P_{rEOF} = ***1,084 lb***.

Stud Section Properties

Table Notes

1 Inside bend radius values are shown in the General Notes.
2 Gross section properties are based on the full-unreduced cross section of the stud sections, away from the punchouts.
3 The factored moment resistance for design is based on the lesser of local and distortional buckling. Distortional buckling is based on an assumed rotational stiffness of $K_\varphi = 0$.

				GROSS							PERFORATED EFFECTIVE								TORSIONAL						
Stud Designation	Lip (in.)	Base Design Thickness (in.)	F_y (ksi)	Weight (lb/ft)	Area (in.^{2})	I_x (in.^{4})	r_x (in.)	I_y (in.^{4})	r_y (in.)	V_{rg} (kip)	I_{xd} (in.^{4})	S_{xe} (in.^{3})	M_{rxLB} (k-in.)	M_{rxDB} (k-in.)	V_{rn} (kip)	M_{ryLB} web comp. (k-in.)	M_{ryLB} lip comp. (k-in.)	M_{ryDB} lip comp. (k-in.)	Jx1000 (in.^{4})	C_w (in.^{6})	x_o (in.)	m (in.)	r_o (in.)	ß	L_u (in.)
162S125-18	0.188	0.0188	33	0.273	0.0802	0.0378	0.686	0.0160	0.447	0.387	0.0330	0.0307	0.912	0.865	0.127	0.523	0.532	0.443	0.00944	0.00918	1.03	0.594	1.32	0.388	29.0
162S125-33	0.188	0.0346	33	0.495	0.145	0.0671	0.679	0.0281	0.440	0.769	0.0660	0.0692	2.06	1.92	0.134	0.931	0.931	0.988	0.0580	0.0157	1.01	0.583	1.29	0.391	29.2
250S125-18	0.188	0.0188	33	0.329	0.0966	0.0993	1.01	0.0186	0.439	0.329	0.0880	0.0594	1.77	1.38	0.250	0.538	0.597	0.457	0.0114	0.0233	0.904	0.543	1.43	0.599	28.9
250S125-33	0.188	0.0346	33	0.598	0.176	0.178	1.01	0.0327	0.431	1.248	0.175	0.125	3.72	3.16	0.510	1.02	1.05	1.03	0.0701	0.0404	0.885	0.532	1.41	0.605	28.8
250S125-43	0.188	0.0451	33	0.772	0.227	0.228	1.00	0.0413	0.426	1.62	0.225	0.177	5.24	4.48	0.505	1.32	1.32	1.39	0.154	0.0504	0.873	0.525	1.40	0.608	28.8
362S125-18	0.188	0.0188	33	0.401	0.118	0.234	1.41	0.0209	0.421	0.221	0.210	0.0747	2.22	2.07	0.209	0.540	0.614	0.475	0.0139	0.0539	0.786	0.490	1.67	0.778	28.8
362S125-33	0.188	0.0346	33	0.730	0.215	0.421	1.40	0.0366	0.413	1.31	0.414	0.182	5.40	4.89	0.667	1.03	1.08	1.08	0.0856	0.0939	0.769	0.480	1.65	0.783	28.5
362S125-43	0.188	0.0451	33	0.945	0.278	0.541	1.40	0.0463	0.408	2.22	0.535	0.269	7.98	7.05	0.864	1.35	1.36	1.46	0.188	0.118	0.758	0.473	1.64	0.786	28.4
362S125-54	0.188	0.0566	50	1.17	0.344	0.661	1.39	0.0552	0.400	4.31	0.655	0.321	14.4	12.5	1.30	2.44	2.45	2.63	0.367	0.142	0.744	0.466	1.62	0.790	22.8
362S162-33	0.500	0.0346	33	0.892	0.262	0.551	1.45	0.0993	0.616	1.31	0.551	0.268	7.95	7.79	0.667	2.38	2.53	2.64	0.105	0.297	1.31	0.789	2.05	0.592	42.6
362S162-43	0.500	0.0451	33	1.16	0.340	0.710	1.45	0.127	0.611	2.22	0.710	0.372	11.0	10.9	0.864	3.13	3.23	3.46	0.230	0.376	1.30	0.782	2.04	0.594	42.5
362S162-54	0.500	0.0566	50	1.44	0.422	0.873	1.44	0.154	0.604	4.31	0.873	0.443	20.0	19.3	1.30	5.78	5.94	6.37	0.451	0.457	1.28	0.774	2.02	0.597	34.4
362S162-68	0.500	0.0713	50	1.78	0.524	1.07	1.43	0.186	0.596	5.59	1.07	0.574	25.8	25.4	1.29	7.12	7.13	7.67	0.887	0.552	1.26	0.765	2.00	0.600	34.4
362S162-97	0.500	0.1017	50	2.46	0.724	1.44	1.41	0.241	0.577	7.61	1.44	0.776	41.4*	41.4	1.12	9.17	9.17	9.93	2.50	0.723	1.23	0.745	1.95	0.606	31.5
362S200-33	0.625	0.0346	33	1.01	0.297	0.648	1.48	0.177	0.772	1.31	0.637	0.294	8.73	8.96	0.667	3.58	3.69	3.79	0.118	0.577	1.74	1.03	2.41	0.478	53.5
362S200-43	0.625	0.0451	33	1.31	0.385	0.836	1.47	0.227	0.767	2.22	0.836	0.427	12.7	12.6	0.864	4.74	4.92	5.28	0.261	0.734	1.73	1.02	2.40	0.480	53.5
362S200-54	0.625	0.0566	50	1.63	0.479	1.03	1.47	0.277	0.761	4.31	1.03	0.489	22.0	22.2	1.30	8.80	9.10	9.39	0.511	0.896	1.72	1.02	2.38	0.482	43.3
362S200-68	0.625	0.0713	50	2.03	0.595	1.27	1.46	0.337	0.753	5.59	1.27	0.666	30.0	29.5	1.29	11.0	11.0	11.9	1.01	1.09	1.70	1.01	2.36	0.484	43.3
362S200-97	0.625	0.1017	50	2.81	0.826	1.71	1.44	0.446	0.735	7.61	1.71	0.929	48.1*	48.2	1.12	14.5	14.5	15.7	2.85	1.44	1.66	0.986	2.32	0.487	40.4
362S250-33	0.625	0.0346	33	1.13	0.331	0.760	1.51	0.299	0.951	1.31	0.715	0.315	9.36	9.56	0.667	4.93	5.10	4.68	0.132	0.965	2.21	1.28	2.84	0.395	64.1
362S250-43	0.625	0.0451	33	1.46	0.430	0.980	1.51	0.385	0.946	2.22	0.973	0.449	13.3	13.6	0.864	6.53	6.80	6.63	0.292	1.23	2.20	1.28	2.83	0.396	64.1
362S250-54	0.625	0.0566	50	1.82	0.535	1.21	1.50	0.473	0.940	4.31	1.16	0.514	23.1	23.8	1.30	12.2	12.6	11.7	0.571	1.51	2.18	1.27	2.81	0.397	51.9
362S250-68	0.625	0.0713	50	2.27	0.666	1.49	1.50	0.578	0.931	5.59	1.47	0.689	31.0	31.8	1.29	15.3	15.4	15.6	1.13	1.84	2.17	1.26	2.79	0.398	52.0
362S250-97	0.625	0.1017	50	3.16	0.927	2.03	1.48	0.773	0.913	7.61	2.03	1.05	52.9*	48.7	1.12	20.4	20.4	22.3	3.20	2.45	2.13	1.24	2.75	0.401	49.3
362S300-33	0.625	0.0346	33	1.25	0.366	0.871	1.54	0.463	1.13	1.31	0.781	0.328	9.74	9.98	0.667	6.45	6.69	5.54	0.146	1.48	2.69	1.54	3.30	0.336	74.2
362S300-43	0.625	0.0451	33	1.62	0.475	1.12	1.54	0.596	1.12	2.22	1.06	0.459	13.6	14.3	0.864	8.55	8.91	7.91	0.322	1.89	2.67	1.53	3.28	0.336	74.3
362S300-54	0.625	0.0566	50	2.01	0.592	1.39	1.53	0.734	1.11	4.31	1.26	0.528	23.8	25.0	1.30	16.0	16.6	13.9	0.632	2.32	2.66	1.52	3.27	0.337	60.2
362S300-68	0.625	0.0713	50	2.51	0.738	1.72	1.53	0.900	1.11	5.59	1.62	0.716	32.2	33.7	1.29	20.1	20.3	18.8	1.25	2.83	2.64	1.51	3.24	0.337	60.3
362S300-97	0.625	0.1017	50	3.50	1.03	2.34	1.51	1.21	1.09	7.61	2.31	1.15	51.7	52.3	1.12	27.1	27.1	28.9	3.55	3.80	2.60	1.49	3.20	0.338	60.8
400S125-18	0.188	0.0188	33	0.425	0.125	0.294	1.54	0.0214	0.414	0.199	0.264	0.0829	2.46	2.31	0.199	0.542	0.628	0.481	0.0147	0.0676	0.754	0.475	1.76	0.817	28.7
400S125-33	0.188	0.0346	33	0.774	0.228	0.531	1.53	0.0377	0.407	1.25	0.523	0.203	6.02	5.48	0.760	1.04	1.10	1.09	0.0908	0.118	0.738	0.465	1.74	0.821	28.4
400S125-43	0.188	0.0451	33	1.00	0.295	0.682	1.52	0.0476	0.402	2.22	0.675	0.301	8.95	7.94	1.04	1.36	1.39	1.47	0.200	0.148	0.727	0.459	1.73	0.824	28.2
400S125-54	0.188	0.0566	50	1.24	0.365	0.836	1.51	0.0567	0.394	4.31	0.828	0.361	16.2	14.1	1.56	2.46	2.51	2.66	0.390	0.178	0.713	0.451	1.72	0.828	22.7
400S162-33	0.500	0.0346	33	0.936	0.275	0.692	1.59	0.103	0.611	1.25	0.692	0.299	8.87	8.71	0.760	2.39	2.59	2.67	0.110	0.363	1.26	0.768	2.12	0.644	42.3
400S162-43	0.500	0.0451	33	1.21	0.357	0.892	1.58	0.131	0.606	2.22	0.892	0.417	12.4	12.3	1.04	3.15	3.31	3.50	0.242	0.460	1.25	0.761	2.11	0.647	42.1
400S162-54	0.500	0.0566	50	1.51	0.443	1.10	1.57	0.159	0.600	4.31	1.10	0.497	22.4	21.7	1.56	5.83	6.08	6.44	0.473	0.560	1.24	0.754	2.09	0.649	34.0
400S162-68	0.500	0.0713	50	1.87	0.550	1.35	1.56	0.192	0.591	6.24	1.35	0.648	29.2	28.7	1.74	7.21	7.31	7.76	0.933	0.677	1.22	0.745	2.07	0.653	34.0
400S162-97	0.500	0.1017	50	2.59	0.762	1.81	1.54	0.250	0.572	8.52	1.81	0.892	47.6*	47.6	1.55	9.42	9.42	10.1	2.627	0.889	1.18	0.725	2.03	0.660	31.1
400S200-33	0.625	0.0346	33	1.05	0.310	0.812	1.62	0.183	0.769	1.25	0.798	0.328	9.75	10.0	0.760	3.60	3.77	3.82	0.124	0.697	1.69	1.01	2.46	0.530	53.1
400S200-43	0.625	0.0451	33	1.37	0.402	1.05	1.62	0.235	0.764	2.22	1.05	0.478	14.2	14.1	1.04	4.77	5.04	5.32	0.272	0.886	1.68	1.00	2.45	0.532	53.0
400S200-54	0.625	0.0566	50	1.70	0.500	1.29	1.61	0.287	0.758	4.31	1.29	0.548	24.7	24.9	1.56	8.87	9.32	9.47	0.534	1.08	1.66	0.993	2.43	0.534	42.9
400S200-68	0.625	0.0713	50	2.12	0.622	1.59	1.60	0.349	0.750	6.24	1.59	0.750	33.8	33.1	1.74	11.1	11.3	12.1	1.05	1.32	1.64	0.983	2.41	0.536	42.9
400S200-97	0.625	0.1017	50	2.94	0.864	2.16	1.58	0.463	0.732	8.52	2.16	1.06	55.1*	55.1	1.55	14.9	14.9	15.9	2.98	1.75	1.61	0.963	2.37	0.541	39.9
400S250-33	0.625	0.0346	33	1.17	0.344	0.948	1.66	0.310	0.949	1.25	0.894	0.352	10.4	10.6	0.760	4.95	5.23	4.71	0.137	1.17	2.15	1.26	2.88	0.441	63.7
400S250-43	0.625	0.0451	33	1.52	0.447	1.22	1.66	0.399	0.945	2.22	1.22	0.502	14.9	15.1	1.04	6.57	6.97	6.66	0.303	1.49	2.14	1.25	2.87	0.443	63.6
400S250-54	0.625	0.0566	50	1.89	0.556	1.51	1.65	0.490	0.938	4.31	1.45	0.575	25.9	26.5	1.56	12.3	12.9	11.8	0.594	1.82	2.12	1.24	2.85	0.444	51.5
400S250-68	0.625	0.0713	50	2.36	0.693	1.86	1.64	0.599	0.929	6.24	1.84	0.774	34.8	35.6	1.74	15.4	15.8	15.7	1.17	2.23	2.11	1.24	2.83	0.445	51.6
400S250-97	0.625	0.1017	50	3.29	0.966	2.54	1.62	0.801	0.911	8.52	2.54	1.19	60.2*	54.8	1.55	21.0	21.0	22.6	3.33	2.98	2.07	1.21	2.78	0.448	48.8
400S300-33	0.625	0.0346	33	1.29	0.379	1.08	1.69	0.479	1.13	1.25	0.974	0.366	10.9	11.0	0.760	6.47	6.86	5.56	0.151	1.79	2.62	1.51	3.32	0.375	73.9
400S300-43	0.625	0.0451	33	1.67	0.492	1.40	1.69	0.617	1.12	2.22	1.32	0.513	15.2	15.8	1.04	8.60	9.13	7.95	0.334	2.28	2.61	1.50	3.30	0.376	73.9
400S300-54	0.625	0.0566	50	2.09	0.613	1.73	1.68	0.760	1.11	4.31	1.57	0.591	26.6	27.8	1.56	16.1	17.0	14.0	0.655	2.80	2.59	1.50	3.29	0.377	59.8
400S300-68	0.625	0.0713	50	2.60	0.764	2.14	1.67	0.933	1.11	6.24	2.02	0.804	36.2	37.5	1.74	20.3	20.8	18.9	1.30	3.43	2.57	1.49	3.26	0.378	59.9
400S300-97	0.625	0.1017	50	3.63	1.07	2.93	1.66	1.26	1.09	8.52	2.88	1.31	58.8	58.5	1.55	27.9	27.9	29.1	3.68	4.62	2.53	1.47	3.22	0.379	60.3

* Cold work of forming applies

				GROSS							PERFORATED EFFECTIVE								TORSIONAL						
Stud Designation	Lip (in.)	Base Design Thickness (in.)	F_y (ksi)	Weight (lb/ft)	Area ($in.^2$)	I_x ($in.^4$)	r_x (in.)	I_y ($in.^4$)	r_y (in.)	V_{rg} (kip)	I_{xd} ($in.^4$)	S_{xe} ($in.^3$)	M_{rxLB} (k-in.)	M_{rxDB} (k-in.)	V_{rn} (kip)	M_{ryLB} web comp. (k-in.)	M_{ryLB} lip comp. (k-in.)	M_{ryDB} lip comp. (k-in.)	Jx1000 ($in.^4$)	C_w ($in.^6$)	x_o (in.)	m (in.)	r_o (in.)	ß	L_u (in.)
600S125-33	0.188	0.0346	33	1.01	0.297	1.41	2.18	0.0416	0.375	0.815	1.34	0.369	11.0	8.60	0.815	1.06	1.18	1.13	0.118	0.300	0.608	0.399	2.29	0.930	27.5
600S125-43	0.188	0.0451	33	1.31	0.385	1.82	2.17	0.0526	0.370	1.81	1.79	0.554	16.5	12.7	1.58	1.39	1.49	1.53	0.261	0.378	0.598	0.393	2.28	0.931	27.3
600S125-54	0.188	0.0566	50	1.63	0.479	2.24	2.16	0.0626	0.362	3.61	2.22	0.672	30.3	22.9	2.49	2.52	2.69	2.76	0.511	0.457	0.586	0.386	2.27	0.933	21.9
600S162-33	0.500	0.0346	33	1.17	0.344	1.79	2.28	0.116	0.581	0.815	1.79	0.577	17.1	13.7	0.815	2.41	2.77	2.85	0.137	0.861	1.07	0.677	2.59	0.828	41.1
600S162-43	0.500	0.0451	33	1.52	0.447	2.32	2.28	0.148	0.576	1.81	2.32	0.767	25.1*	19.5	1.58	3.21	3.54	3.64	0.303	1.10	1.06	0.670	2.58	0.830	38.9
600S162-54	0.500	0.0566	50	1.89	0.556	2.86	2.27	0.181	0.570	3.61	2.86	0.915	45.6*	34.6	2.49	5.93	6.53	6.70	0.594	1.34	1.05	0.663	2.56	0.833	31.3
600S162-68	0.500	0.0713	50	2.36	0.693	3.53	2.26	0.218	0.561	6.84	3.52	1.16	59.3*	46.7	3.68	7.40	7.86	8.09	1.17	1.63	1.03	0.655	2.54	0.835	30.8
600S162-97	0.500	0.1017	50	3.29	0.966	4.80	2.23	0.283	0.542	13.4	4.80	1.60	85.3*	71.4	4.87	10.0	10.2	10.5	3.33	2.15	1.00	0.636	2.50	0.841	29.7
600S200-33	0.625	0.0346	33	1.29	0.379	2.08	2.34	0.209	0.743	0.815	2.04	0.621	18.4	15.7	0.815	3.63	4.06	3.97	0.151	1.59	1.46	0.901	2.86	0.740	51.6
600S200-43	0.625	0.0451	33	1.67	0.492	2.68	2.34	0.268	0.739	1.81	2.68	0.872	25.9	22.3	1.58	4.84	5.43	5.54	0.334	2.03	1.45	0.894	2.84	0.742	51.4
600S200-54	0.625	0.0566	50	2.09	0.613	3.32	2.33	0.329	0.732	3.61	3.32	1.01	45.7	39.5	2.49	9.01	10.1	9.87	0.655	2.49	1.43	0.887	2.83	0.744	41.5
600S200-68	0.625	0.0713	50	2.60	0.764	4.10	2.32	0.400	0.723	6.84	4.10	1.32	65.7*	53.3	3.68	11.4	12.2	12.6	1.30	3.05	1.42	0.878	2.81	0.746	39.3
600S200-97	0.625	0.1017	50	3.63	1.07	5.61	2.29	0.530	0.705	13.4	5.61	1.87	97.0*	82.6	4.87	15.7	16.2	16.7	3.68	4.08	1.38	0.859	2.77	0.752	38.3
600S250-33	0.625	0.0346	33	1.41	0.414	2.38	2.40	0.356	0.928	0.815	2.26	0.649	19.3	16.4	0.815	5.00	5.67	4.84	0.165	2.67	1.89	1.14	3.19	0.651	62.5
600S250-43	0.625	0.0451	33	1.83	0.537	3.08	2.40	0.458	0.923	1.81	3.06	0.918	27.3	23.6	1.58	6.67	7.56	6.87	0.364	3.41	1.87	1.14	3.18	0.652	62.3
600S250-54	0.625	0.0566	50	2.28	0.670	3.82	2.39	0.562	0.917	3.61	3.66	1.07	48.1	41.5	2.49	12.5	14.1	12.2	0.715	4.19	1.86	1.13	3.16	0.654	50.4
600S250-68	0.625	0.0713	50	2.84	0.836	4.73	2.38	0.688	0.908	6.84	4.67	1.39	62.3	56.3	3.68	15.8	17.2	16.3	1.42	5.15	1.84	1.12	3.14	0.657	50.3
600S250-97	0.625	0.1017	50	3.98	1.17	6.50	2.36	0.923	0.889	13.4	6.50	2.06	104*	88.7	4.87	22.2	23.0	23.8	4.03	6.95	1.80	1.10	3.10	0.661	47.2
600S300-33	0.625	0.0346	33	1.53	0.448	2.69	2.45	0.552	1.11	0.815	2.45	0.663	19.7	16.8	0.815	6.53	7.48	5.67	0.179	4.09	2.33	1.39	3.56	0.572	73.0
600S300-43	0.625	0.0451	33	1.98	0.582	3.48	2.45	0.711	1.11	1.81	3.30	0.944	28.0	24.4	1.58	8.73	10.0	8.13	0.395	5.24	2.31	1.38	3.54	0.574	72.8
600S300-54	0.625	0.0566	50	2.47	0.726	4.32	2.44	0.875	1.10	3.61	3.94	1.11	49.8	42.9	2.49	16.4	18.6	14.3	0.775	6.45	2.30	1.37	3.53	0.575	59.0
600S300-68	0.625	0.0713	50	3.09	0.907	5.35	2.43	1.08	1.09	6.84	5.06	1.45	65.0	58.5	3.68	20.8	22.8	19.4	1.54	7.94	2.28	1.36	3.51	0.577	58.9
600S300-97	0.625	0.1017	50	4.32	1.27	7.38	2.41	1.45	1.07	13.4	7.25	2.25	101	93.2	4.87	29.6	30.7	30.3	4.38	10.8	2.24	1.34	3.46	0.581	58.8
800S162-43	0.500	0.0451	33	1.83	0.537	4.63	2.94	0.160	0.546	1.34	4.48	1.02	30.3	26.5	1.34	3.23	3.66	3.72	0.364	2.08	0.926	0.601	3.13	0.912	39.8
800S162-54	0.500	0.0566	50	2.28	0.670	5.74	2.93	0.194	0.539	2.67	5.57	1.23	55.3	47.1	2.67	5.97	6.75	6.85	0.715	2.54	0.914	0.594	3.11	0.914	32.1
800S162-68	0.500	0.0713	50	2.84	0.836	7.09	2.91	0.235	0.530	5.39	7.05	1.66	74.8	64.5	4.30	7.47	8.14	8.27	1.42	3.09	0.898	0.586	3.09	0.916	31.8
800S162-97	0.500	0.1017	50	3.98	1.17	9.72	2.88	0.305	0.511	13.9	9.71	2.43	109	103	7.60	10.2	10.6	10.8	4.03	4.11	0.866	0.568	3.05	0.920	31.3
800S200-43	0.625	0.0451	33	1.98	0.582	5.30	3.02	0.292	0.708	1.34	5.30	1.29	38.4	30.5	1.34	4.87	5.63	5.72	0.395	3.80	1.28	0.811	3.35	0.855	50.3
800S200-54	0.625	0.0566	50	2.47	0.726	6.57	3.01	0.357	0.701	2.67	6.57	1.50	67.4	54.1	2.67	9.06	10.4	10.2	0.775	4.66	1.27	0.804	3.34	0.856	40.6
800S200-68	0.625	0.0713	50	3.09	0.907	8.14	3.00	0.435	0.692	5.39	8.14	1.96	98.0*	73.8	4.30	11.4	12.7	12.9	1.54	5.71	1.25	0.796	3.32	0.859	38.4
800S200-97	0.625	0.1017	50	4.32	1.27	11.2	2.97	0.576	0.674	13.9	11.2	2.80	145*	117	7.60	16.0	16.8	17.1	4.38	7.68	1.21	0.777	3.28	0.863	37.2
800S250-43	0.625	0.0451	33	2.13	0.627	6.02	3.10	0.500	0.893	1.34	5.98	1.31	39.0	32.1	1.34	6.71	7.88	7.09	0.425	6.37	1.68	1.04	3.63	0.787	61.5
800S250-54	0.625	0.0566	50	2.66	0.783	7.47	3.09	0.614	0.886	2.67	7.17	1.52	68.6	56.7	2.67	12.5	14.7	12.6	0.836	7.85	1.66	1.04	3.62	0.789	49.7
800S250-68	0.625	0.0713	50	3.33	0.978	9.26	3.08	0.752	0.877	5.39	9.14	2.06	92.6	77.7	4.30	15.9	17.9	16.8	1.66	9.65	1.64	1.03	3.60	0.791	49.5
800S250-97	0.625	0.1017	50	4.67	1.37	12.8	3.05	1.01	0.857	13.9	12.8	3.05	154*	125	7.60	22.6	24.0	24.5	4.73	13.1	1.61	1.01	3.56	0.796	46.3
800S300-43	0.625	0.0451	33	2.29	0.672	6.73	3.16	0.779	1.08	1.34	6.40	1.31	39.0	33.0	1.34	8.77	10.4	8.33	0.456	9.79	2.09	1.28	3.94	0.719	72.3
800S300-54	0.625	0.0566	50	2.86	0.839	8.36	3.16	0.959	1.07	2.67	7.66	1.53	69.0	58.3	2.67	16.5	19.4	14.7	0.896	12.1	2.07	1.27	3.92	0.721	58.5
800S300-68	0.625	0.0713	50	3.57	1.05	10.4	3.15	1.18	1.06	5.39	9.84	2.14	96.5	80.3	4.30	21.0	23.9	20.0	1.78	14.9	2.06	1.26	3.90	0.723	58.3
800S300-97	0.625	0.1017	50	5.02	1.47	14.4	3.12	1.60	1.04	13.9	14.1	3.30	149	130	7.60	30.0	32.2	31.3	5.08	20.3	2.02	1.24	3.86	0.727	58.0

* Cold work of forming applies

Joist Section Properties

Table Notes

1 Inside bend radius values are shown in the General Notes.

2 Gross section properties are based on the full-unreduced cross section of the joist sections, away from the punchouts.

3 The factored moment resistance for design is based on the lesser of local and distortional buckling. Distortional buckling is based on an assumed rotational stiffness of $K_\varphi = 0$.

				GROSS							PERFORATED EFFECTIVE								TORSIONAL						
Joist Designation	Lip (in.)	Base Design Thickness (in.)	F_y (ksi)	Weight (lb/ft)	Area ($in.^2$)	I_x ($in.^4$)	r_x (in.)	I_y ($in.^4$)	r_y (in.)	V_{rg} (kip)	I_{xd} ($in.^4$)	S_{xe} ($in.^3$)	M_{rxLB} (k-in.)	M_{rxDB} (k-in.)	V_{rn} (kip)	M_{ryLB} web comp. (k-in.)	M_{ryLB} lip comp. (k-in.)	M_{ryDB} lip comp. (k-in.)	Jx1000 ($in.^4$)	C_w ($in.^6$)	x_o (in.)	m (in.)	r_o (in.)	ß	L_u (in.)
600S162-43	0.500	0.0451	33	1.52	0.447	2.32	2.28	0.148	0.576	1.81	2.32	0.767	25.1*	19.5	1.58	3.21	3.54	3.64	0.303	1.10	1.06	0.670	2.58	0.830	39.0
600S162-54	0.500	0.0566	50	1.89	0.556	2.86	2.27	0.181	0.570	3.61	2.86	0.915	45.6*	34.6	2.49	5.93	6.53	6.70	0.594	1.34	1.05	0.663	2.56	0.833	31.4
600S162-68	0.500	0.0713	50	2.36	0.693	3.53	2.26	0.218	0.561	6.84	3.53	1.16	59.3*	46.7	3.68	7.40	7.86	8.09	1.17	1.63	1.03	0.655	2.54	0.835	30.8
600S162-97	0.500	0.1017	50	3.29	0.966	4.80	2.23	0.283	0.542	13.4	4.80	1.60	85.3*	71.4	4.87	10.0	10.2	10.5	3.33	2.15	1.00	0.636	2.50	0.841	29.8
600S200-43	0.625	0.0451	33	1.67	0.492	2.68	2.34	0.268	0.739	1.81	2.68	0.872	25.9	22.3	1.58	4.84	5.43	5.54	0.334	2.03	1.45	0.894	2.84	0.742	51.4
600S200-54	0.625	0.0566	50	2.09	0.613	3.32	2.33	0.329	0.732	3.61	3.32	1.02	45.7	39.5	2.49	9.01	10.1	9.87	0.655	2.49	1.43	0.887	2.83	0.744	41.6
600S200-68	0.625	0.0713	50	2.60	0.764	4.10	2.32	0.400	0.723	6.84	4.10	1.32	65.7*	53.3	3.68	11.4	12.2	12.6	1.30	3.05	1.42	0.878	2.81	0.746	39.3
600S200-97	0.625	0.1017	50	3.63	1.07	5.61	2.29	0.530	0.705	13.4	5.61	1.87	97.0*	82.6	4.87	15.8	16.2	16.7	3.68	4.08	1.38	0.859	2.77	0.752	38.3
600S250-43	0.625	0.0451	33	1.83	0.537	3.08	2.40	0.458	0.923	1.81	3.06	0.918	27.3	23.6	1.58	6.67	7.56	6.87	0.364	3.41	1.87	1.14	3.18	0.652	62.3
600S250-54	0.625	0.0566	50	2.28	0.670	3.82	2.39	0.562	0.917	3.61	3.66	1.07	48.1	41.5	2.49	12.5	14.1	12.2	0.715	4.19	1.86	1.13	3.16	0.654	50.4
600S250-68	0.625	0.0713	50	2.84	0.836	4.73	2.38	0.688	0.908	6.84	4.67	1.39	62.3	56.3	3.68	15.8	17.2	16.3	1.42	5.15	1.84	1.12	3.14	0.657	50.3
600S250-97	0.625	0.1017	50	3.98	1.17	6.50	2.36	0.923	0.889	13.4	6.50	2.06	104*	88.7	4.87	22.2	23.0	23.8	4.03	6.95	1.80	1.10	3.10	0.661	47.2
600S300-43	0.625	0.0451	33	1.98	0.582	3.48	2.45	0.711	1.11	1.81	3.30	0.944	28.0	24.4	1.58	8.73	10.0	8.13	0.395	5.24	2.31	1.38	3.54	0.574	72.8
600S300-54	0.625	0.0566	50	2.47	0.726	4.32	2.44	0.875	1.10	3.61	3.94	1.11	49.8	42.9	2.49	16.4	18.6	14.3	0.775	6.45	2.30	1.37	3.53	0.575	59.0
600S300-68	0.625	0.0713	50	3.09	0.907	5.35	2.43	1.08	1.09	6.84	5.06	1.45	65.0	58.5	3.68	20.8	22.8	19.4	1.54	7.94	2.28	1.36	3.51	0.577	58.9
600S300-97	0.625	0.1017	50	4.32	1.27	7.38	2.41	1.45	1.07	13.4	7.25	2.25	101	93.2	4.87	29.6	30.7	30.3	4.38	10.8	2.24	1.34	3.46	0.581	58.8
800S162-43	0.500	0.0451	33	1.83	0.537	4.64	2.94	0.160	0.546	1.34	4.48	1.02	30.3	26.5	1.34	3.23	3.66	3.72	0.364	2.08	0.926	0.601	3.13	0.912	39.8
800S162-54	0.500	0.0566	50	2.28	0.670	5.74	2.93	0.194	0.539	2.67	5.57	1.23	55.3	47.1	2.67	5.97	6.75	6.85	0.715	2.54	0.914	0.594	3.11	0.914	32.1
800S162-68	0.500	0.0713	50	2.84	0.836	7.09	2.91	0.235	0.530	5.39	7.05	1.66	74.8	64.5	4.30	7.47	8.14	8.27	1.42	3.09	0.898	0.586	3.09	0.916	31.9
800S162-97	0.500	0.1017	50	3.98	1.17	9.72	2.88	0.305	0.511	13.9	9.71	2.43	109	103	7.60	10.2	10.6	10.8	4.03	4.11	0.866	0.568	3.05	0.920	31.4
800S200-43	0.625	0.0451	33	1.98	0.582	5.30	3.02	0.292	0.708	1.34	5.30	1.29	38.4	30.5	1.34	4.87	5.63	5.72	0.395	3.80	1.28	0.811	3.35	0.855	50.3
800S200-54	0.625	0.0566	50	2.47	0.726	6.57	3.01	0.357	0.701	2.67	6.57	1.50	67.4	54.1	2.67	9.06	10.4	10.2	0.775	4.66	1.27	0.804	3.34	0.856	40.7
800S200-68	0.625	0.0713	50	3.09	0.907	8.14	3.00	0.435	0.692	5.39	8.14	1.96	98.0*	73.8	4.30	11.5	12.7	12.9	1.54	5.71	1.25	0.796	3.32	0.859	38.4
800S200-97	0.625	0.1017	50	4.32	1.27	11.2	2.97	0.576	0.674	13.9	11.2	2.80	145*	117	7.60	16.0	16.8	17.1	4.38	7.68	1.21	0.777	3.28	0.863	37.2
800S250-43	0.625	0.0451	33	2.13	0.627	6.02	3.10	0.500	0.893	1.34	5.98	1.31	39.0	32.1	1.34	6.71	7.88	7.09	0.425	6.37	1.68	1.04	3.63	0.787	61.5
800S250-54	0.625	0.0566	50	2.66	0.783	7.47	3.09	0.614	0.886	2.67	7.17	1.52	68.6	56.7	2.67	12.5	14.7	12.6	0.836	7.85	1.66	1.04	3.62	0.789	49.8
800S250-68	0.625	0.0713	50	3.33	0.978	9.26	3.08	0.752	0.877	5.39	9.14	2.06	92.6	77.7	4.30	15.9	17.9	16.8	1.66	9.65	1.64	1.03	3.60	0.791	49.6
800S250-97	0.625	0.1017	50	4.67	1.37	12.8	3.05	1.01	0.857	13.9	12.8	3.05	154*	125	7.60	22.6	24.0	24.5	4.73	13.1	1.61	1.01	3.56	0.796	46.4
800S300-43	0.625	0.0451	33	2.29	0.672	6.73	3.16	0.779	1.08	1.34	6.40	1.31	39.0	33.0	1.34	8.77	10.4	8.33	0.456	9.79	2.09	1.28	3.94	0.719	72.3
800S300-54	0.625	0.0566	50	2.86	0.839	8.36	3.16	0.959	1.07	2.67	7.66	1.53	69.0	58.3	2.67	16.5	19.4	14.7	0.896	12.1	2.07	1.27	3.92	0.721	58.5
800S300-68	0.625	0.0713	50	3.57	1.05	10.4	3.15	1.18	1.06	5.39	9.84	2.14	96.5	80.3	4.30	21.0	23.9	20.0	1.78	14.9	2.06	1.26	3.90	0.723	58.3
800S300-97	0.625	0.1017	50	5.02	1.47	14.4	3.12	1.60	1.04	13.9	14.1	3.30	149	130	7.60	30.0	32.2	31.3	5.08	20.3	2.02	1.24	3.86	0.727	58.0

* Cold work of forming applies

				GROSS							PERFORATED EFFECTIVE								TORSIONAL						
Joist Designation	Lip (in.)	Base Design Thickness (in.)	F_y (ksi)	Weight (lb/ft)	Area ($in.^2$)	I_x ($in.^4$)	r_x (in.)	I_y ($in.^4$)	r_y (in.)	V_{rg} (kip)	I_{xd} (in^4)	S_{xe} ($in.^3$)	M_{rxLB} (k-in.)	M_{rxDB} (k-in.)	V_{rn} (kip)	M_{ryLB} web comp. (k-in.)	M_{ryLB} lip comp. (k-in.)	M_{ryDB} lip comp. (k-in.)	Jx1000 ($in.^4$)	C_w ($in.^6$)	x_o (in.)	m (in.)	r_o (in.)	ß	L_u (in.)
1000S162-54	0.500	0.0566	50	2.66	0.783	9.95	3.57	0.204	0.511	2.12	9.31	1.57	71	58.2	2.12	5.99	6.88	6.95	0.836	4.20	0.812	0.538	3.69	0.952	31.3
1000S162-68	0.500	0.0713	50	3.33	0.978	12.3	3.55	0.247	0.502	4.27	11.9	2.15	96.9	80.9	4.27	7.50	8.31	8.39	1.66	5.12	0.798	0.531	3.67	0.953	31.0
1000S162-97	0.500	0.1017	50	4.67	1.37	17.0	3.52	0.320	0.483	12.6	17.0	3.27	147	132	9.17	10.2	10.8	10.9	4.73	6.83	0.768	0.514	3.63	0.955	30.4
1000S200-54	0.625	0.0566	50	2.86	0.839	11.3	3.67	0.378	0.671	2.12	10.6	1.70	76.7	67.7	2.12	9.09	10.7	10.4	0.896	7.67	1.14	0.737	3.90	0.915	39.8
1000S200-68	0.625	0.0713	50	3.57	1.05	14.0	3.65	0.460	0.662	4.27	13.6	2.42	109	93.5	4.27	11.5	13.0	13.2	1.78	9.40	1.12	0.729	3.88	0.917	39.6
1000S200-97	0.625	0.1017	50	5.02	1.47	19.3	3.62	0.610	0.643	12.6	19.3	3.74	168	151	9.17	16.1	17.2	17.4	5.08	12.7	1.09	0.711	3.84	0.920	39.0
1000S250-54	0.625	0.0566	50	3.05	0.896	12.7	3.76	0.653	0.854	2.12	12.2	1.88	84.5	71.5	2.12	12.6	15.1	12.9	0.957	12.9	1.51	0.958	4.14	0.868	49.1
1000S250-68	0.625	0.0713	50	3.81	1.12	15.8	3.75	0.799	0.844	4.27	15.6	2.77	124	98.8	4.27	16.0	18.4	17.2	1.90	15.9	1.49	0.950	4.12	0.870	48.8
1000S250-97	0.625	0.1017	50	5.36	1.58	21.8	3.72	1.07	0.825	12.6	21.8	4.18	211*	161	9.17	22.7	24.7	25.0	5.43	21.6	1.45	0.932	4.08	0.873	45.6
1000S300-54	0.625	0.0566	50	3.24	0.953	14.1	3.85	1.02	1.04	2.12	12.8	1.90	85.5	73.6	2.12	16.5	20.0	15.1	1.02	19.9	1.89	1.19	4.41	0.816	58.0
1000S300-68	0.625	0.0713	50	4.06	1.19	17.5	3.83	1.26	1.03	4.27	16.6	2.80	126	102	4.27	21.1	24.6	20.5	2.02	24.6	1.87	1.18	4.39	0.818	57.8
1000S300-97	0.625	0.1017	50	5.71	1.68	24.3	3.81	1.70	1.01	12.6	23.9	4.50	202	167	9.17	30.2	33.2	32.1	5.78	33.6	1.84	1.16	4.35	0.821	57.4
1200S162-68	0.500	0.0713	50	3.81	1.12	19.5	4.17	0.255	0.477	3.54	18.3	2.64	119	95.2	3.54	7.52	8.42	8.48	1.90	7.74	0.719	0.485	4.26	0.972	30.2
1200S162-97	0.500	0.1017	50	5.36	1.58	27.0	4.14	0.332	0.459	10.4	26.6	4.09	184	159	9.47	10.3	11.0	11.0	5.43	10.3	0.691	0.470	4.22	0.973	29.5
1200S200-68	0.625	0.0713	50	4.06	1.19	22.0	4.29	0.479	0.634	3.54	20.7	2.96	133	111	3.54	11.5	13.2	13.3	2.02	14.2	1.02	0.673	4.46	0.948	38.7
1200S200-97	0.625	0.1017	50	5.71	1.68	30.4	4.26	0.635	0.615	10.4	30.1	4.66	210	184	9.47	16.1	17.5	17.7	5.78	19.1	0.987	0.656	4.42	0.950	38.1
1200S250-68	0.625	0.0713	50	4.30	1.26	24.5	4.40	0.836	0.813	3.54	22.9	3.01	135	119	3.54	16.0	18.8	17.5	2.14	24.0	1.36	0.884	4.68	0.915	48.1
1200S250-97	0.625	0.1017	50	6.05	1.78	34.0	4.37	1.12	0.794	10.4	33.7	5.04	227	196	9.47	22.8	25.2	25.4	6.13	32.7	1.33	0.867	4.64	0.918	47.5
1200S300-68	0.625	0.0713	50	4.54	1.33	27.0	4.50	1.32	0.994	3.54	25.7	3.32	149	123	3.54	21.1	25.1	20.9	2.26	37.1	1.73	1.10	4.92	0.877	57.2
1200S300-97	0.625	0.1017	50	6.40	1.88	37.6	4.47	1.79	0.975	10.4	37.0	5.83	262	205	9.47	30.3	33.9	32.7	6.48	50.9	1.69	1.09	4.88	0.880	56.7
1400S162-68	0.500	0.0713	50	4.30	1.26	29.0	4.79	0.262	0.456	3.02	26.1	3.13	141	107	3.02	7.53	8.49	8.54	2.14	11.0	0.654	0.447	4.85	0.982	29.4
1400S162-97	0.500	0.1017	50	6.05	1.78	40.1	4.75	0.341	0.438	8.86	38.6	4.91	221	183	8.86	10.3	11.1	11.1	6.13	14.7	0.628	0.433	4.81	0.983	28.7
1400S200-68	0.625	0.0713	50	4.54	1.33	32.3	4.92	0.494	0.608	3.02	29.5	3.50	158	127	3.02	11.5	13.3	13.4	2.26	20.1	0.932	0.625	5.04	0.966	37.9
1400S200-97	0.625	0.1017	50	6.40	1.88	44.9	4.88	0.655	0.590	8.86	43.4	5.58	251	213	8.86	16.2	17.7	17.8	6.48	27.2	0.904	0.609	5.00	0.967	37.3
1400S250-68	0.625	0.0713	50	4.78	1.41	35.8	5.04	0.865	0.784	3.02	32.5	3.55	160	137	3.02	16.1	19.0	17.6	2.38	34.1	1.26	0.827	5.26	0.943	47.3
1400S250-97	0.625	0.1017	50	6.75	1.98	49.8	5.01	1.16	0.765	8.86	48.3	6.01	270	229	8.86	22.9	25.5	25.7	6.83	46.5	1.23	0.811	5.22	0.945	46.7
1400S300-68	0.625	0.0713	50	5.03	1.48	39.2	5.15	1.37	0.963	3.02	34.3	3.65	164	143	3.02	21.2	25.5	21.2	2.50	52.8	1.60	1.04	5.48	0.915	56.5
1400S300-97	0.625	0.1017	50	7.09	2.08	54.7	5.12	1.85	0.943	8.86	52.2	6.37	287	240	8.86	30.4	34.4	33.1	7.19	72.4	1.57	1.02	5.44	0.917	55.9

* Cold work of forming applies

Table Notes

1 Track web depths are equal to the nominal stud depth plus two times the design thickness plus the inside bend radius.
2 If present, hems are ignored.

			GROSS							EFFECTIVE			TORSIONAL						
Track Designation	Base Design Thickness (in.)	F_y (ksi)	Weight (lb/ft)	Area ($in.^2$)	I_x ($in.^4$)	r_x (in.)	I_y ($in.^4$)	r_y (in.)	V_{rg} (kip)	I_{xd} ($in.^4$)	S_{xe} ($in.^3$)	M_{rx} (k-in.)	Jx1000 ($in.^4$)	C_w ($in.^6$)	x_o (in.)	m (in.)	r_o (in.)	ß	L_u (in.)
162T125-18	0.0188	33	0.264	0.0776	0.0417	0.733	0.0131	0.411	0.386	0.0292	0.0252	0.747	0.00915	0.00699	0.876	0.503	1.21	0.479	25.4
250T125-18	0.0188	33	0.320	0.0941	0.104	1.05	0.0150	0.400	0.313	0.0766	0.0443	1.32	0.0111	0.0180	0.767	0.460	1.36	0.682	25.7
362T125-18	0.0188	33	0.392	0.115	0.238	1.44	0.0167	0.380	0.213	0.176	0.0636	1.89	0.0136	0.0416	0.665	0.413	1.63	0.833	25.7
362T125-33	0.0346	33	0.721	0.212	0.438	1.44	0.0301	0.377	1.31	0.381	0.174	5.17	0.0845	0.0756	0.658	0.409	1.63	0.836	25.7
362T125-43	0.0451	33	0.939	0.276	0.571	1.44	0.0388	0.375	2.22	0.525	0.245	7.27	0.187	0.0978	0.654	0.407	1.62	0.838	25.7
362T125-54	0.0566	50	1.18	0.346	0.723	1.45	0.0481	0.373	4.31	0.671	0.312	14.0	0.369	0.123	0.648	0.404	1.63	0.841	20.9
362T125-68	0.0713	50	1.48	0.436	0.921	1.45	0.0597	0.370	6.02	0.901	0.427	19.2	0.738	0.156	0.641	0.399	1.63	0.846	21.0
362T125-97	0.1017	50	2.11	0.621	1.34	1.47	0.0822	0.364	8.48	1.34	0.675	30.4	2.14	0.226	0.626	0.390	1.64	0.854	21.4
362T150-33	0.0346	33	0.780	0.229	0.499	1.48	0.0499	0.467	1.31	0.409	0.180	5.36	0.0914	0.124	0.854	0.522	1.77	0.766	30.9
362T150-43	0.0451	33	1.02	0.298	0.650	1.48	0.0644	0.465	2.23	0.568	0.255	7.58	0.202	0.160	0.850	0.519	1.77	0.768	31.0
362T150-54	0.0566	50	1.27	0.374	0.823	1.48	0.0801	0.463	4.32	0.726	0.325	14.7	0.400	0.202	0.844	0.516	1.77	0.772	25.2
362T150-68	0.0713	50	1.60	0.471	1.05	1.49	0.100	0.460	6.02	0.982	0.449	20.2	0.799	0.257	0.836	0.511	1.77	0.777	25.3
362T150-97	0.1017	50	2.29	0.672	1.54	1.51	0.138	0.453	8.48	1.54	0.733	33.0	2.32	0.374	0.820	0.501	1.78	0.787	25.8
362T200-33	0.0346	33	0.897	0.264	0.619	1.53	0.110	0.645	1.31	0.458	0.190	5.65	0.105	0.269	1.27	0.754	2.09	0.631	41.0
362T200-43	0.0451	33	1.17	0.343	0.808	1.53	0.142	0.643	2.23	0.640	0.270	8.03	0.233	0.350	1.27	0.752	2.09	0.633	41.1
362T200-54	0.0566	50	1.47	0.431	1.02	1.54	0.177	0.641	4.32	0.820	0.345	15.5	0.460	0.442	1.26	0.748	2.09	0.638	33.4
362T200-68	0.0713	50	1.85	0.543	1.31	1.55	0.221	0.638	6.02	1.12	0.480	21.6	0.919	0.564	1.25	0.743	2.09	0.643	33.6
362T200-97	0.1017	50	2.63	0.773	1.92	1.58	0.308	0.632	8.48	1.82	0.804	36.2	2.67	0.825	1.23	0.732	2.10	0.655	34.3
362T300-33	0.0346	33	1.13	0.333	0.861	1.61	0.327	0.992	1.31	0.534	0.197	5.85	0.133	0.811	2.16	1.23	2.87	0.434	60.1
362T300-43	0.0451	33	1.48	0.434	1.12	1.61	0.425	0.990	2.22	0.753	0.290	8.61	0.294	1.05	2.15	1.23	2.86	0.435	60.4
362T300-54	0.0566	50	1.85	0.544	1.43	1.62	0.531	0.988	4.31	0.966	0.371	16.7	0.581	1.34	2.15	1.23	2.86	0.439	49.1
362T300-68	0.0713	50	2.33	0.685	1.82	1.63	0.665	0.985	6.02	1.34	0.519	23.4	1.16	1.71	2.14	1.22	2.86	0.443	49.5
362T300-97	0.1017	50	3.32	0.977	2.68	1.66	0.937	0.979	8.48	2.22	0.886	39.9	3.37	2.52	2.12	1.21	2.86	0.453	50.4
400T125-18	0.0188	33	0.416	0.122	0.298	1.56	0.0171	0.374	0.193	0.216	0.0701	2.08	0.0144	0.0520	0.637	0.400	1.73	0.864	25.6
400T125-33	0.0346	33	0.765	0.225	0.549	1.56	0.0309	0.371	1.20	0.480	0.201	5.97	0.0897	0.0946	0.630	0.396	1.73	0.867	25.6
400T125-43	0.0451	33	1.00	0.293	0.716	1.56	0.0398	0.369	2.22	0.660	0.282	8.37	0.198	0.122	0.626	0.394	1.72	0.868	25.6
400T125-54	0.0566	50	1.25	0.367	0.904	1.57	0.0493	0.367	4.31	0.842	0.359	16.1	0.392	0.154	0.621	0.390	1.73	0.871	20.8
400T125-68	0.0713	50	1.57	0.462	1.15	1.58	0.0611	0.364	6.66	1.13	0.488	22.0	0.783	0.194	0.614	0.386	1.73	0.874	20.9
400T125-97	0.1017	50	2.24	0.659	1.67	1.59	0.0842	0.358	9.39	1.67	0.768	34.6	2.27	0.280	0.600	0.377	1.74	0.881	21.1
400T150-33	0.0346	33	0.824	0.242	0.622	1.60	0.0513	0.460	1.20	0.514	0.208	6.19	0.0966	0.155	0.821	0.507	1.86	0.805	30.8
400T150-43	0.0451	33	1.07	0.315	0.811	1.60	0.0662	0.458	2.23	0.711	0.293	8.71	0.214	0.200	0.817	0.504	1.86	0.807	30.9
400T150-54	0.0566	50	1.35	0.396	1.03	1.61	0.0822	0.456	4.32	0.909	0.374	16.8	0.422	0.252	0.811	0.501	1.86	0.810	25.1
400T150-68	0.0713	50	1.70	0.498	1.31	1.62	0.102	0.453	6.66	1.23	0.513	23.1	0.844	0.320	0.804	0.496	1.86	0.814	25.2
400T150-97	0.1017	50	2.42	0.710	1.90	1.64	0.142	0.447	9.39	1.90	0.832	37.5	2.45	0.463	0.788	0.487	1.87	0.823	25.6

			GROSS							EFFECTIVE			TORSIONAL						
Track Designation	Base Design Thickness (in.)	F_y (ksi)	Weight (lb/ft)	Area ($in.^2$)	I_x ($in.^4$)	r_x (in.)	I_y ($in.^4$)	r_y (in.)	V_{rg} (kip)	I_{xd} ($in.^4$)	S_{xe} ($in.^3$)	M_{rx} (k-in.)	Jx1000 ($in.^4$)	C_w ($in.^6$)	x_o (in.)	m (in.)	r_o (in.)	ß	L_u (in.)
400T200-33	0.0346	33	0.941	0.277	0.768	1.67	0.113	0.639	1.20	0.574	0.220	6.53	0.110	0.336	1.23	0.737	2.17	0.678	41.0
400T200-43	0.0451	33	1.23	0.360	1.00	1.67	0.146	0.637	2.23	0.800	0.311	9.23	0.244	0.437	1.22	0.734	2.16	0.680	41.1
400T200-54	0.0566	50	1.54	0.452	1.27	1.68	0.182	0.635	4.32	1.02	0.397	17.9	0.483	0.551	1.22	0.730	2.17	0.684	33.4
400T200-68	0.0713	50	1.94	0.569	1.62	1.69	0.227	0.632	6.66	1.39	0.549	24.7	0.965	0.702	1.21	0.725	2.17	0.689	33.6
400T200-97	0.1017	50	2.76	0.811	2.36	1.71	0.318	0.626	9.39	2.24	0.911	41.0	2.80	1.02	1.19	0.715	2.17	0.699	34.1
400T300-33	0.0346	33	1.18	0.346	1.06	1.75	0.338	0.989	1.20	0.670	0.218	6.48	0.138	1.01	2.10	1.21	2.91	0.478	60.4
400T300-43	0.0451	33	1.53	0.451	1.38	1.75	0.439	0.987	2.22	0.939	0.334	9.91	0.306	1.31	2.10	1.21	2.91	0.479	60.6
400T300-54	0.0566	50	1.92	0.565	1.75	1.76	0.548	0.985	4.31	1.20	0.426	19.2	0.604	1.66	2.09	1.21	2.91	0.482	49.3
400T300-68	0.0713	50	2.42	0.712	2.24	1.77	0.686	0.982	6.66	1.66	0.594	26.7	1.21	2.12	2.08	1.20	2.90	0.487	49.6
400T300-97	0.1017	50	3.45	1.01	3.28	1.80	0.967	0.976	9.39	2.73	1.00	45.2	3.50	3.11	2.06	1.19	2.90	0.497	50.4
600T125-18	0.0188	33	0.544	0.160	0.776	2.20	0.0187	0.342	0.128	0.493	0.103	3.06	0.0188	0.131	0.522	0.341	2.29	0.948	24.9
600T125-33	0.0346	33	1.00	0.294	1.43	2.20	0.0338	0.339	0.795	1.20	0.297	8.82	0.117	0.238	0.516	0.337	2.29	0.949	24.8
600T125-43	0.0451	33	1.30	0.383	1.86	2.21	0.0435	0.337	1.76	1.72	0.461	13.7	0.260	0.307	0.513	0.335	2.29	0.950	24.7
600T125-54	0.0566	50	1.64	0.480	2.34	2.21	0.0539	0.335	3.49	2.19	0.592	26.6	0.513	0.384	0.508	0.332	2.29	0.951	20.1
600T125-68	0.0713	50	2.06	0.605	2.97	2.22	0.0668	0.332	6.84	2.92	0.858	38.6	1.03	0.483	0.503	0.329	2.30	0.952	20.0
600T125-97	0.1017	50	2.93	0.862	4.28	2.23	0.0919	0.327	13.9	4.28	1.35	60.6	2.97	0.685	0.491	0.321	2.31	0.955	20.1
600T150-33	0.0346	33	1.06	0.311	1.59	2.26	0.0566	0.426	0.800	1.27	0.303	9.00	0.124	0.390	0.684	0.439	2.40	0.919	30.2
600T150-43	0.0451	33	1.38	0.405	2.07	2.26	0.0730	0.424	1.76	1.83	0.474	14.1	0.275	0.504	0.680	0.437	2.40	0.920	30.2
600T150-54	0.0566	50	1.73	0.509	2.61	2.27	0.0907	0.422	3.49	2.33	0.609	27.4	0.543	0.633	0.675	0.434	2.40	0.921	24.5
600T150-68	0.0713	50	2.18	0.641	3.31	2.27	0.113	0.419	6.85	3.13	0.891	40.1	1.09	0.797	0.669	0.430	2.41	0.923	24.5
600T150-97	0.1017	50	3.11	0.913	4.78	2.29	0.156	0.414	13.9	4.78	1.44	65.0	3.15	1.14	0.656	0.421	2.42	0.926	24.6
600T200-33	0.0346	33	1.18	0.346	1.91	2.35	0.126	0.604	0.800	1.50	0.333	9.90	0.138	0.847	1.05	0.655	2.64	0.843	40.9
600T200-43	0.0451	33	1.53	0.451	2.49	2.35	0.163	0.602	1.76	2.06	0.565	16.8	0.306	1.10	1.04	0.652	2.64	0.844	40.9
600T200-54	0.0566	50	1.92	0.565	3.15	2.36	0.204	0.600	3.49	2.62	0.717	32.3	0.604	1.38	1.04	0.649	2.65	0.846	33.2
600T200-68	0.0713	50	2.42	0.712	3.99	2.37	0.254	0.597	6.85	3.51	0.973	43.8	1.21	1.75	1.03	0.644	2.65	0.849	33.3
600T200-97	0.1017	50	3.45	1.02	5.77	2.39	0.355	0.591	13.9	5.51	1.57	70.6	3.50	2.51	1.02	0.635	2.66	0.854	33.4
600T300-33	0.0346	33	1.41	0.415	2.56	2.48	0.384	0.962	0.795	1.63	0.331	9.82	0.166	2.52	1.85	1.11	3.24	0.674	61.3
600T300-43	0.0451	33	1.84	0.541	3.34	2.48	0.498	0.960	1.76	2.39	0.555	16.5	0.367	3.28	1.85	1.11	3.24	0.675	61.4
600T300-54	0.0566	50	2.31	0.679	4.21	2.49	0.622	0.957	3.49	3.05	0.721	32.5	0.725	4.13	1.84	1.11	3.24	0.677	49.9
600T300-68	0.0713	50	2.91	0.855	5.35	2.50	0.779	0.954	6.84	4.11	1.05	47.4	1.45	5.24	1.83	1.10	3.25	0.681	50.0
600T300-97	0.1017	50	4.15	1.22	7.76	2.52	1.10	0.949	13.9	6.59	1.72	77.6	4.20	7.58	1.82	1.09	3.25	0.688	50.4
800T125-43	0.0451	33	1.61	0.473	3.77	2.82	0.0458	0.311	1.32	3.34	0.640	19.0	0.321	0.589	0.436	0.292	2.87	0.977	23.8
800T125-54	0.0566	50	2.02	0.594	4.75	2.83	0.0568	0.309	2.61	4.26	0.824	37.1	0.634	0.735	0.432	0.289	2.88	0.977	19.3
800T125-68	0.0713	50	2.54	0.748	6.00	2.83	0.0703	0.307	5.23	5.83	1.22	54.7	1.27	0.920	0.427	0.286	2.88	0.978	19.2
800T125-97	0.1017	50	3.63	1.07	8.61	2.84	0.0967	0.301	13.9	8.61	2.06	92.8	3.67	1.30	0.417	0.279	2.89	0.979	19.1

			GROSS							EFFECTIVE			TORSIONAL						
Track Designation	Base Design Thickness (in.)	F_y (ksi)	Weight (lb/ft)	Area ($in.^2$)	I_x ($in.^4$)	r_x (in.)	I_y ($in.^4$)	r_y (in.)	V_{rg} (kip)	I_{xd} ($in.^4$)	S_{xe} ($in.^3$)	M_{rx} (k-in.)	Jx1000 ($in.^4$)	C_w ($in.^6$)	x_o (in.)	m (in.)	r_o (in.)	ß	L_u (in.)
800T150-43	0.0451	33	1.69	0.496	4.14	2.89	0.0774	0.395	1.32	3.52	0.655	19.5	0.336	0.972	0.584	0.386	2.98	0.961	29.3
800T150-54	0.0566	50	2.12	0.622	5.21	2.90	0.0961	0.393	2.61	4.49	0.844	38.0	0.664	1.22	0.580	0.383	2.98	0.962	23.8
800T150-68	0.0713	50	2.67	0.783	6.59	2.90	0.119	0.390	5.23	6.20	1.26	56.5	1.33	1.53	0.575	0.379	2.98	0.963	23.7
800T150-97	0.1017	50	3.80	1.12	9.48	2.91	0.165	0.385	13.9	9.48	2.19	98.6	3.85	2.16	0.564	0.372	2.99	0.965	23.7
800T200-43	0.0451	33	1.84	0.541	4.89	3.01	0.175	0.569	1.32	3.82	0.676	20.1	0.367	2.12	0.913	0.587	3.19	0.918	40.3
800T200-54	0.0566	50	2.31	0.679	6.15	3.01	0.218	0.567	2.61	4.89	0.872	39.2	0.725	2.66	0.908	0.584	3.20	0.919	32.7
800T200-68	0.0713	50	2.91	0.854	7.79	3.02	0.272	0.564	5.23	6.81	1.31	59.0	1.45	3.36	0.902	0.580	3.20	0.921	32.7
800T200-97	0.1017	50	4.15	1.22	11.2	3.03	0.379	0.558	13.9	10.8	2.35	106	4.20	4.79	0.889	0.571	3.21	0.923	32.7
800T300-43	0.0451	33	2.15	0.631	6.37	3.18	0.540	0.925	1.32	4.60	0.736	21.9	0.428	6.33	1.66	1.02	3.70	0.800	61.4
800T300-54	0.0566	50	2.69	0.792	8.03	3.18	0.675	0.923	2.60	5.92	0.955	43.0	0.845	7.96	1.65	1.02	3.70	0.801	49.9
800T300-68	0.0713	50	3.39	1.00	10.2	3.19	0.844	0.920	5.22	8.05	1.55	69.6	1.69	10.1	1.64	1.02	3.71	0.803	49.9
800T300-97	0.1017	50	4.84	1.42	14.7	3.21	1.19	0.914	13.9	12.7	2.59	116	4.90	14.5	1.63	1.01	3.72	0.808	50.1
1000T125-54	0.0566	50	2.41	0.707	8.33	3.43	0.0587	0.288	2.08	7.13	1.06	47.5	0.755	1.21	0.376	0.256	3.47	0.988	18.5
1000T125-68	0.0713	50	3.03	0.890	10.5	3.44	0.0727	0.286	4.17	9.86	1.58	70.9	1.51	1.51	0.372	0.253	3.47	0.989	18.4
1000T125-97	0.1017	50	4.32	1.27	15.1	3.45	0.100	0.281	12.2	15.1	2.75	124	4.38	2.12	0.363	0.247	3.48	0.989	18.3
1000T150-54	0.0566	50	2.50	0.735	9.06	3.51	0.100	0.368	2.08	7.47	1.08	48.5	0.785	2.01	0.509	0.342	3.57	0.980	23.0
1000T150-68	0.0713	50	3.15	0.926	11.4	3.52	0.124	0.366	4.17	10.4	1.62	73.0	1.57	2.52	0.505	0.339	3.57	0.980	23.0
1000T150-97	0.1017	50	4.49	1.32	16.4	3.53	0.172	0.361	12.2	16.4	2.90	131	4.55	3.56	0.495	0.332	3.58	0.981	22.9
1000T200-54	0.0566	50	2.69	0.792	10.5	3.65	0.228	0.537	2.08	8.04	1.11	50.0	0.845	4.43	0.809	0.531	3.77	0.954	32.0
1000T200-68	0.0713	50	3.39	1.00	13.3	3.65	0.284	0.534	4.17	11.3	1.68	75.8	1.69	5.58	0.803	0.527	3.78	0.955	32.0
1000T200-97	0.1017	50	4.84	1.42	19.1	3.66	0.397	0.528	12.2	18.4	3.08	139	4.90	7.92	0.791	0.519	3.79	0.956	31.9
1000T300-54	0.0566	50	3.08	0.905	13.4	3.85	0.714	0.888	2.08	9.36	1.19	53.6	0.966	13.3	1.50	0.947	4.23	0.874	49.6
1000T300-68	0.0713	50	3.88	1.14	17.0	3.86	0.894	0.885	4.17	13.7	1.90	85.6	1.93	16.8	1.49	0.943	4.23	0.876	49.6
1000T300-97	0.1017	50	5.53	1.63	24.4	3.88	1.26	0.880	12.1	21.4	3.59	161	5.60	24.0	1.48	0.934	4.24	0.879	49.6
1200T125-68	0.0713	50	3.51	1.03	16.8	4.04	0.0744	0.268	3.47	15.1	1.93	87.0	1.75	2.27	0.329	0.227	4.06	0.993	17.7
1200T125-97	0.1017	50	5.01	1.47	24.1	4.04	0.102	0.264	10.1	23.6	3.44	155	5.08	3.17	0.322	0.222	4.07	0.994	17.6
1200T150-68	0.0713	50	3.64	1.07	18.1	4.12	0.127	0.345	3.47	15.9	1.99	89.4	1.81	3.79	0.450	0.307	4.16	0.988	22.2
1200T150-97	0.1017	50	5.18	1.52	26.0	4.13	0.176	0.340	10.1	25.5	3.62	163	5.25	5.33	0.441	0.301	4.17	0.989	22.1
1200T200-68	0.0713	50	3.88	1.14	20.8	4.27	0.294	0.508	3.47	17.1	2.06	92.6	1.93	8.43	0.725	0.483	4.36	0.972	31.2
1200T200-97	0.1017	50	5.53	1.63	29.8	4.28	0.410	0.502	10.1	28.2	3.82	172	5.60	11.9	0.714	0.476	4.37	0.973	31.1
1200T300-68	0.0713	50	4.36	1.28	26.1	4.51	0.932	0.852	3.47	19.0	2.14	96.2	2.17	25.5	1.37	0.880	4.79	0.918	49.0
1200T300-97	0.1017	50	6.22	1.83	37.4	4.53	1.31	0.847	10.1	32.1	4.05	182	6.30	36.4	1.36	0.871	4.80	0.920	49.0
1400T125-68	0.0713	50	4.00	1.18	25.2	4.63	0.0757	0.254	2.97	21.6	2.29	103	1.99	3.19	0.296	0.206	4.65	0.996	17.1
1400T125-97	0.1017	50	5.70	1.68	36.0	4.64	0.104	0.249	8.65	34.2	4.13	186	5.78	4.44	0.289	0.201	4.65	0.996	16.9
1400T150-68	0.0713	50	4.12	1.21	27.0	4.72	0.130	0.328	2.97	22.6	2.35	106	2.05	5.35	0.407	0.280	4.75	0.993	21.5
1400T150-97	0.1017	50	5.88	1.73	38.6	4.73	0.180	0.323	8.65	36.8	4.33	195	5.95	7.50	0.399	0.275	4.76	0.993	21.3
1400T200-68	0.0713	50	4.36	1.28	30.6	4.88	0.301	0.485	2.97	24.2	2.43	109	2.17	11.9	0.661	0.446	4.95	0.982	30.5
1400T200-97	0.1017	50	6.22	1.83	43.8	4.89	0.420	0.479	8.65	40.4	4.56	205	6.30	16.9	0.651	0.439	4.96	0.983	30.3
1400T300-68	0.0713	50	4.85	1.42	37.7	5.15	0.963	0.822	2.97	26.7	2.52	113	2.41	36.3	1.27	0.825	5.36	0.944	48.4
1400T300-97	0.1017	50	6.91	2.03	54.1	5.16	1.35	0.816	8.64	45.5	4.81	217	7.00	51.6	1.25	0.817	5.37	0.946	48.3

Table Notes

1 For wind load deflection calculations, the SLS importance factor, I_w = 0.75 is incorporated in the load tables.
2 Studs must be braced against rotation and lateral displacement at all supports.
3 Studs are assumed to be adequately braced at a maximum spacing of L_u to develop the full factored moment resistance
4 Web crippling check is based on 1.25" of bearing at end supports and 3" of bearing at interior supports.
5 Shear and web crippling resistance at end supports have not been reduced for punchouts. At interior supports, the shear and web crippling resistance has been reduced for the presence of punchout adjacent to the support.
6 Combined bending and shear check at interior support is based on the unreinforced web as per S136-16 (Eq. H2-1). Shear resistance and combined bending and shear checks at interior supports have been reduced for the presence of punchouts adjacent to the support.
7 In the "Double Span" tables, the listed span is the distance from either end to the centre of the interior support with the stud continuous past the interior support.

SINGLE SPAN CURTAIN WALL LIMITING HEIGHTS (ft-in.)

SPECIFIED LOADS			5 psf			10 psf			15 psf			20 psf			25 psf			30 psf		
Stud Member	F_y (ksi)	Spacing (in.) o.c.	L/120	L/240	L/360	L/240	L/360	L/600	L/240	L/360	L/600	L/240	L/360	L/600	L/240	L/360	L/600	L/240	L/360	L/600
362S125-33	33	12	21' 7"	19' 3"	16' 10"	15' 3"	13' 4"	11' 3"	12' 6"	11' 8"	9' 10"	10' 9"	10' 7"	9' 0"	9' 7"	9' 7"	8' 3"	8' 9"	8' 9"	7' 9"
	33	16	18' 8"	17' 7"	15' 3"	13' 2"	12' 2"	10' 3"	10' 9"	10' 7"	9' 0"	9' 3"	9' 3"	8' 2"	8' 4"	8' 4"	7' 7"	7' 7"	7' 7"	7' 1"
	33	24	15' 3"	15' 3"	13' 4"	10' 9"	10' 7"	9' 0"	8' 9"	8' 9"	7' 9"	7' 7"	7' 7"	7' 1"	6' 9"	6' 9"	6' 7"	6' 2"	6' 2"	6' 2"
362S125-43	33	12	25' 10"	21' 1"	18' 4"	16' 8"	14' 7"	12' 3"	14' 7"	12' 9"	10' 9"	13' 0"	11' 7"	9' 9"	11' 7"	10' 9"	9' 1"	10' 7"	10' 1"	8' 6"
	33	16	22' 4"	19' 1"	16' 8"	15' 2"	13' 3"	11' 2"	13' 0"	11' 7"	9' 9"	11' 2"	10' 6"	8' 10"	10' 0"	9' 9"	8' 2"	9' 2"	9' 2"	7' 9"
	33	24	18' 3"	16' 8"	14' 7"	13' 0"	11' 7"	9' 9"	10' 7"	10' 1"	8' 6"	9' 2"	9' 2"	7' 9"	8' 2"	8' 2"	7' 2"	7' 6"	7' 6"	6' 9"
362S125-54	50	12	28' 4"	22' 6"	19' 8"	17' 10"	15' 7"	13' 2"	15' 7"	13' 7"	11' 6"	14' 2"	12' 4"	10' 6"	13' 2"	11' 6"	9' 8"	12' 4"	10' 9"	9' 1"
	50	16	25' 9"	20' 6"	17' 10"	16' 2"	14' 2"	12' 0"	14' 2"	12' 4"	10' 6"	12' 10"	11' 3"	9' 6"	12' 0"	10' 6"	8' 9"	11' 3"	9' 9"	8' 3"
	50	24	22' 6"	17' 10"	15' 7"	14' 2"	12' 4"	10' 6"	12' 4"	10' 9"	9' 1"	11' 3"	9' 9"	8' 3"	10' 6"	9' 1"	7' 8"	9' 9"	8' 7"	7' 2"
362S162-33	33	12	26' 9"	21' 3"	18' 7"	16' 10"	14' 8"	12' 4"	14' 8"	12' 10"	10' 10"	13' 4"	11' 8"	9' 10"	12' 2"	10' 10"	9' 2"	11' 1"	10' 2"	8' 7"
	33	16	23' 7"	19' 3"	16' 10"	15' 3"	13' 4"	11' 3"	13' 4"	11' 8"	9' 10"	11' 9"	10' 7"	9' 0"	10' 6"	9' 10"	8' 3"	9' 7"	9' 3"	7' 9"
	33	24	19' 3"	16' 10"	14' 8"	13' 4"	11' 8"	9' 10"	11' 1"	10' 2"	8' 7"	9' 7"	9' 3"	7' 9"	8' 7"	8' 7"	7' 3"	7' 10"	7' 10"	6' 9"
362S162-43	33	12	29' 1"	23' 1"	20' 2"	18' 4"	16' 0"	13' 6"	16' 0"	14' 0"	11' 9"	14' 7"	12' 8"	10' 8"	13' 6"	11' 9"	10' 0"	12' 8"	11' 1"	9' 4"
	33	16	26' 6"	21' 0"	18' 4"	16' 8"	14' 7"	12' 3"	14' 7"	12' 8"	10' 8"	13' 2"	11' 7"	9' 9"	12' 3"	10' 8"	9' 1"	11' 4"	10' 1"	8' 6"
	33	24	22' 9"	18' 4"	16' 0"	14' 7"	12' 8"	10' 8"	12' 8"	11' 1"	9' 4"	11' 4"	10' 1"	8' 6"	10' 2"	9' 4"	7' 10"	9' 3"	8' 9"	7' 4"
362S162-54	50	12	31' 2"	24' 9"	21' 8"	19' 8"	17' 2"	14' 6"	17' 2"	15' 0"	12' 8"	15' 7"	13' 7"	11' 6"	14' 6"	12' 8"	10' 8"	13' 7"	11' 10"	10' 1"
	50	16	28' 4"	22' 6"	19' 8"	17' 10"	15' 7"	13' 2"	15' 7"	13' 7"	11' 6"	14' 2"	12' 4"	10' 6"	13' 2"	11' 6"	9' 8"	12' 4"	10' 9"	9' 1"
	50	24	24' 9"	19' 8"	17' 2"	15' 7"	13' 7"	11' 6"	13' 7"	11' 10"	10' 1"	12' 4"	10' 9"	9' 1"	11' 6"	10' 1"	8' 6"	10' 9"	9' 6"	8' 0"
362S162-68	50	12	33' 4"	26' 6"	23' 2"	21' 0"	18' 4"	15' 6"	18' 4"	16' 1"	13' 6"	16' 8"	14' 7"	12' 3"	15' 6"	13' 6"	11' 4"	14' 7"	12' 8"	10' 9"
	50	16	30' 4"	24' 1"	21' 0"	19' 1"	16' 8"	14' 1"	16' 8"	14' 7"	12' 3"	15' 2"	13' 3"	11' 2"	14' 1"	12' 3"	10' 4"	13' 3"	11' 7"	9' 9"
	50	24	26' 6"	21' 0"	18' 4"	16' 8"	14' 7"	12' 3"	14' 7"	12' 8"	10' 9"	13' 3"	11' 7"	9' 9"	12' 3"	10' 9"	9' 1"	11' 7"	10' 1"	8' 6"
362S162-97	50	12	36' 10"	29' 3"	25' 7"	23' 2"	20' 3"	17' 1"	20' 3"	17' 8"	14' 10"	18' 4"	16' 1"	13' 7"	17' 1"	14' 10"	12' 7"	16' 1"	14' 1"	11' 10"
	50	16	33' 6"	26' 7"	23' 2"	21' 1"	18' 4"	15' 6"	18' 4"	16' 1"	13' 7"	16' 8"	14' 7"	12' 3"	15' 6"	13' 7"	11' 6"	14' 7"	12' 9"	10' 9"
	50	24	29' 3"	23' 2"	20' 3"	18' 4"	16' 1"	13' 7"	16' 1"	14' 1"	11' 10"	14' 7"	12' 9"	10' 9"	13' 7"	11' 10"	10' 0"	12' 9"	11' 2"	9' 4"
362S200-33	33	12	28' 1"	22' 3"	19' 6"	17' 8"	15' 6"	13' 0"	15' 6"	13' 6"	11' 4"	14' 1"	12' 3"	10' 4"	12' 10"	11' 4"	9' 7"	11' 9"	10' 8"	9' 0"
	33	16	25' 0"	20' 3"	17' 8"	16' 1"	14' 1"	11' 10"	14' 1"	12' 3"	10' 4"	12' 6"	11' 2"	9' 4"	11' 2"	10' 4"	8' 8"	10' 2"	9' 8"	8' 2"
	33	24	20' 4"	17' 8"	15' 6"	14' 1"	12' 3"	10' 4"	11' 9"	10' 8"	9' 0"	10' 2"	9' 8"	8' 2"	9' 1"	9' 0"	7' 7"	8' 3"e	8' 3"e	7' 2"
362S200-43	33	12	30' 9"	24' 4"	21' 3"	19' 4"	16' 10"	14' 3"	16' 10"	14' 9"	12' 6"	15' 4"	13' 4"	11' 3"	14' 3"	12' 6"	10' 6"	13' 4"	11' 8"	9' 10"
	33	16	28' 0"	22' 2"	19' 4"	17' 7"	15' 4"	13' 0"	15' 4"	13' 4"	11' 3"	14' 0"	12' 2"	10' 3"	13' 0"	11' 3"	9' 7"	12' 2"	10' 8"	9' 0"
	33	24	24' 4"	19' 4"	16' 10"	15' 4"	13' 4"	11' 3"	13' 4"	11' 8"	9' 10"	12' 2"	10' 8"	9' 0"	11' 0"	9' 10"	8' 4"	10' 0"	9' 3"	7' 10"
362S200-54	50	12	33' 0"	26' 2"	22' 10"	20' 9"	18' 2"	15' 3"	18' 2"	15' 10"	13' 4"	16' 6"	14' 4"	12' 2"	15' 3"	13' 4"	11' 3"	14' 4"	12' 7"	10' 7"
	50	16	30' 0"	23' 9"	20' 9"	18' 10"	16' 6"	13' 10"	16' 6"	14' 4"	12' 2"	15' 0"	13' 1"	11' 0"	13' 10"	12' 2"	10' 3"	13' 1"	11' 4"	9' 7"
	50	24	26' 2"	20' 9"	18' 2"	16' 6"	14' 4"	12' 2"	14' 4"	12' 7"	10' 7"	13' 1"	11' 4"	9' 7"	12' 2"	10' 7"	9' 0"	11' 4"	10' 0"	8' 4"
362S200-68	50	12	35' 3"	28' 1"	24' 6"	22' 3"	19' 6"	16' 4"	19' 6"	17' 0"	14' 3"	17' 8"	15' 4"	13' 0"	16' 4"	14' 3"	12' 1"	15' 4"	13' 6"	11' 4"
	50	16	32' 1"	25' 6"	22' 3"	20' 2"	17' 8"	14' 10"	17' 8"	15' 4"	13' 0"	16' 1"	14' 0"	11' 9"	14' 10"	13' 0"	11' 0"	14' 0"	12' 3"	10' 3"
	50	24	28' 1"	22' 3"	19' 6"	17' 8"	15' 4"	13' 0"	15' 4"	13' 6"	11' 4"	14' 0"	12' 3"	10' 3"	13' 0"	11' 4"	9' 7"	12' 3"	10' 8"	9' 0"
362S200-97	50	12	39' 1"	31' 0"	27' 1"	24' 7"	21' 6"	18' 1"	21' 6"	18' 9"	15' 9"	19' 6"	17' 1"	14' 4"	18' 1"	15' 9"	13' 4"	17' 1"	14' 10"	12' 7"
	50	16	35' 6"	28' 2"	24' 7"	22' 4"	19' 6"	16' 6"	19' 6"	17' 1"	14' 4"	17' 9"	15' 6"	13' 1"	16' 6"	14' 4"	12' 1"	15' 6"	13' 7"	11' 4"
	50	24	31' 0"	24' 7"	21' 6"	19' 6"	17' 1"	14' 4"	17' 1"	14' 10"	12' 7"	15' 6"	13' 7"	11' 4"	14' 4"	12' 7"	10' 7"	13' 7"	11' 9"	10' 0"
362S250-33	33	12	29' 2"	23' 2"	20' 3"	18' 4"	16' 1"	13' 7"	16' 1"	14' 1"	11' 10"	14' 7"	12' 9"	10' 9"	13' 4"	11' 10"	10' 0"	12' 2"	11' 2"	9' 4"
	33	16	25' 10"	21' 1"	18' 4"	16' 8"	14' 7"	12' 3"	14' 7"	12' 9"	10' 9"	12' 10"	11' 7"	9' 9"	11' 7"	10' 9"	9' 1"	10' 7"	10' 1"	8' 6"
	33	24	21' 1"	18' 4"	16' 1"	14' 7"	12' 9"	10' 9"	12' 2"	11' 2"	9' 4"	10' 7"	10' 1"	8' 6"	9' 4"	9' 4"	7' 10"	8' 7"e	8' 7"e	7' 6"
362S250-43	33	12	32' 4"	25' 8"	22' 6"	20' 4"	17' 9"	15' 0"	17' 9"	15' 7"	13' 1"	16' 2"	14' 1"	11' 10"	15' 0"	13' 1"	11' 1"	14' 1"	12' 4"	10' 4"
	33	16	29' 4"	23' 4"	20' 4"	18' 6"	16' 2"	13' 8"	16' 2"	14' 1"	11' 10"	14' 8"	12' 10"	10' 9"	13' 8"	11' 10"	10' 1"	12' 7"	11' 2"	9' 6"
	33	24	25' 2"	20' 4"	17' 9"	16' 2"	14' 1"	11' 10"	14' 1"	12' 4"	10' 4"	12' 7"	11' 2"	9' 6"	11' 3"	10' 4"	8' 9"	10' 3"	9' 9"	8' 3"
362S250-54	50	12	34' 3"	27' 3"	23' 9"	21' 7"	18' 10"	15' 10"	18' 10"	16' 6"	13' 10"	17' 2"	15' 0"	12' 8"	15' 10"	13' 10"	11' 8"	15' 0"	13' 1"	11' 1"
	50	16	31' 2"	24' 9"	21' 7"	19' 8"	17' 2"	14' 6"	17' 2"	15' 0"	12' 8"	15' 7"	13' 7"	11' 6"	14' 6"	12' 8"	10' 8"	13' 7"	11' 10"	10' 0"
	50	24	27' 3"	21' 7"	18' 10"	17' 2"	15' 0"	12' 8"	15' 0"	13' 1"	11' 1"	13' 7"	11' 10"	10' 0"	12' 8"	11' 1"	9' 3"	11' 10"	10' 4"	8' 9"
362S250-68	50	12	37' 2"	29' 6"	25' 9"	23' 4"	20' 6"	17' 3"	20' 6"	17' 10"	15' 1"	18' 7"	16' 2"	13' 8"	17' 3"	15' 1"	12' 8"	16' 2"	14' 2"	12' 0"
	50	16	33' 9"	26' 9"	23' 4"	21' 3"	18' 7"	15' 8"	18' 7"	16' 2"	13' 8"	16' 10"	14' 9"	12' 4"	15' 8"	13' 8"	11' 7"	14' 9"	12' 10"	10' 10"
	50	24	29' 6"	23' 4"	20' 6"	18' 7"	16' 2"	13' 8"	16' 2"	14' 2"	12' 0"	14' 9"	12' 10"	10' 10"	13' 8"	12' 0"	10' 1"	12' 10"	11' 3"	9' 6"
362S250-97	50	12	41' 4"	32' 9"	28' 8"	26' 1"	22' 9"	19' 2"	22' 9"	19' 10"	16' 9"	20' 8"	18' 1"	15' 2"	19' 2"	16' 9"	14' 1"	18' 1"	15' 9"	13' 3"
	50	16	37' 7"	29' 9"	26' 1"	23' 8"	20' 8"	17' 4"	20' 8"	18' 1"	15' 2"	18' 9"	16' 4"	13' 9"	17' 4"	15' 2"	12' 10"	16' 4"	14' 3"	12' 1"
	50	24	32' 9"	26' 1"	22' 9"	20' 8"	18' 1"	15' 2"	18' 1"	15' 9"	13' 3"	16' 4"	14' 3"	12' 1"	15' 2"	13' 3"	11' 2"	14' 3"	12' 6"	10' 7"
362S300-33	33	12	30' 1"	23' 10"	20' 10"	19' 0"	16' 7"	14' 0"	16' 7"	14' 6"	12' 2"	15' 0"	13' 1"	11' 1"	13' 7"	12' 2"	10' 3"	12' 4"	11' 6"	9' 8"
	33	16	26' 4"	21' 8"	19' 0"	17' 2"	15' 0"	12' 8"	15' 0"	13' 1"	11' 1"	13' 2"	11' 10"	10' 1"	11' 9"	11' 1"	9' 4"	10' 9"	10' 4"	8' 9"
	33	24	21' 6"	19' 0"	16' 7"	15' 0"	13' 1"	11' 1"	12' 4"	11' 6"	9' 8"	10' 9"	10' 4"	8' 9"	9' 7"	9' 7"	8' 2"	8' 9"e	8' 9"e	7' 8"
362S300-43	33	12	33' 3"	26' 4"	23' 1"	21' 0"	18' 3"	15' 6"	18' 3"	16' 0"	13' 6"	16' 8"	14' 7"	12' 3"	15' 6"	13' 6"	11' 4"	14' 7"	12' 8"	10' 8"
	33	16	30' 3"	24' 0"	21' 0"	19' 1"	16' 8"	14' 1"	16' 8"	14' 7"	12' 3"	15' 1"	13' 2"	11' 2"	14' 0"	12' 3"	10' 4"	12' 8"	11' 7"	9' 8"
	33	24	25' 6"	21' 0"	18' 3"	16' 8"	14' 7"	12' 3"	14' 7"	12' 8"	10' 8"	12' 8"	11' 7"	9' 8"	11' 4"	10' 8"	9' 0"	10' 4"	10' 1"	8' 6"
362S300-54	50	12	35' 3"	28' 0"	24' 6"	22' 2"	19' 4"	16' 4"	19' 4"	17' 0"	14' 3"	17' 7"	15' 4"	13' 0"	16' 4"	14' 3"	12' 1"	15' 4"	13' 6"	11' 4"
	50	16	32' 1"	25' 6"	22' 2"	20' 2"	17' 7"	14' 10"	17' 7"	15' 4"	13' 0"	16' 0"	14' 0"	11' 9"	14' 10"	13' 0"	11' 0"	14' 0"	12' 2"	10' 3"
	50	24	28' 0"	22' 2"	19' 4"	17' 7"	15' 4"	13' 0"	15' 4"	13' 6"	11' 4"	14' 0"	12' 2"	10' 3"	13' 0"	11' 4"	9' 7"	12' 2"	10' 8"	9' 0"
362S300-68	50	12	38' 4"	30' 6"	26' 7"	24' 2"	21' 1"	17' 9"	21' 1"	18' 6"	15' 7"	19' 2"	16' 9"	14' 1"	17' 9"	15' 7"	13' 1"	16' 9"	14' 8"	12' 4"
	50	16	34' 10"	27' 8"	24' 2"	22' 0"	19' 2"	16' 2"	19' 2"	16' 9"	14' 1"	17' 4"	15' 2"	12' 10"	16' 2"	14' 1"	11' 10"	15' 2"	13' 3"	11' 2"
	50	24	30' 6"	24' 2"	21' 1"	19' 2"	16' 9"	14' 1"	16' 9"	14' 8"	12' 4"	15' 2"	13' 3"	11' 2"	14' 1"	12' 4"	10' 4"	13' 3"	11' 7"	9' 9"
362S300-97	50	12	43' 2"	34' 3"	29' 10"	27' 2"	23' 9"	20' 0"	23' 9"	20' 9"	17' 6"	21' 7"	18' 10"	15' 10"	20' 0"	17' 6"	14' 9"	18' 10"	16' 6"	13' 10"
	50	16	39' 2"	31' 1"	27' 2"	24' 8"	21' 7"	18' 2"	21' 7"	18' 10"	15' 10"	19' 7"	17' 1"	14' 6"	18' 2"	15' 10"	13' 4"	17' 1"	15' 0"	12' 7"
	50	24	34' 3"	27' 2"	23' 9"	21' 7"	18' 10"	15' 10"	18' 10"	16' 6"	13' 10"	17' 1"	15' 0"	12' 7"	15' 10"	13' 10"	11' 8"	15' 0"	13' 1"	11' 0"

NOTES:

1) $p = I_w \{qC_eC_gC_p\}$; I_w of 0.75 has been incorpotated in the deflection values of the table.
The parameters in the bracket { } must be determined by the design professional in accordance with the NBCC.

2) "e" web stiffeners required at ends.

SINGLE SPAN CURTAIN WALL LIMITING HEIGHTS (ft-in.) continued

SPECIFIED LOADS			5 psf			10 psf			15 psf			20 psf			25 psf			30 psf		
Stud Member	F_y (ksi)	Spacing (in.) o.c.	L/120	L/240	L/360	L/240	L/360	L/600	L/240	L/360	L/600	L/240	L/360	L/600	L/240	L/360	L/600	L/240	L/360	L/600
400S125-33	33	12	22' 9"	20' 10"	18' 2"	16' 2"	14' 6"	12' 2"	13' 2"	12' 8"	10' 8"	11' 4"	11' 4"	9' 8"	10' 2"	10' 2"	9' 0"	9' 3"	9' 3"	8' 6"
	33	16	19' 9"	19' 0"	16' 7"	14' 0"	13' 2"	11' 1"	11' 4"	11' 4"	9' 8"	9' 10"	9' 10"	8' 9"	8' 9"	8' 9"	8' 2"	8' 1"	8' 1"	7' 8"
	33	24	16' 2"	16' 2"	14' 6"	11' 4"	11' 4"	9' 8"	9' 3"	9' 3"	8' 6"	8' 1"	8' 1"	7' 8"	7' 2"	7' 2"	7' 1"	6' 7"	6' 7"	6' 7"
400S125-43	33	12	27' 6"	22' 9"	19' 10"	18' 1"	15' 9"	13' 3"	15' 9"	13' 9"	11' 7"	13' 9"	12' 6"	10' 7"	12' 3"	11' 7"	9' 9"	11' 2"	10' 10"	9' 2"
	33	16	23' 9"	20' 8"	18' 1"	16' 4"	14' 3"	12' 1"	13' 9"	12' 6"	10' 7"	11' 10"	11' 4"	9' 7"	10' 8"	10' 7"	8' 10"	9' 8"	9' 8"	8' 4"
	33	24	19' 4"	18' 1"	15' 9"	13' 9"	12' 6"	10' 7"	11' 2"	10' 10"	9' 2"	9' 8"	9' 8"	8' 4"	8' 8"	8' 8"	7' 9"	7' 10"	7' 10"	7' 3"
400S125-54	50	12	30' 8"	24' 4"	21' 3"	19' 3"	16' 10"	14' 2"	16' 10"	14' 8"	12' 4"	15' 3"	13' 4"	11' 3"	14' 2"	12' 4"	10' 6"	13' 4"	11' 8"	9' 10"
	50	16	27' 10"	22' 1"	19' 3"	17' 7"	15' 3"	12' 10"	15' 3"	13' 4"	11' 3"	13' 10"	12' 2"	10' 3"	12' 10"	11' 3"	9' 6"	12' 2"	10' 7"	9' 0"
	50	24	24' 4"	19' 3"	16' 10"	15' 3"	13' 4"	11' 3"	13' 4"	11' 8"	9' 10"	12' 2"	10' 7"	9' 0"	11' 3"	9' 10"	8' 3"	10' 7"	9' 3"	7' 9"
400S162-33	33	12	28' 9"	22' 10"	20' 0"	18' 2"	15' 10"	13' 4"	15' 10"	13' 10"	11' 8"	14' 4"	12' 7"	10' 7"	12' 10"	11' 8"	9' 10"	11' 9"	11' 0"	9' 3"
	33	16	24' 10"	20' 9"	18' 2"	16' 6"	14' 6"	12' 2"	14' 4"	12' 7"	10' 7"	12' 6"	11' 6"	9' 8"	11' 2"	10' 7"	9' 0"	10' 2"	10' 0"	8' 6"
	33	24	20' 4"	18' 2"	15' 10"	14' 4"	12' 7"	10' 7"	11' 9"	11' 0"	9' 3"	10' 2"	10' 0"	8' 6"	9' 1"	9' 1"	7' 9"	8' 3"e	8' 3"e	7' 4"
400S162-43	33	12	31' 6"	25' 0"	21' 9"	19' 9"	17' 3"	14' 7"	17' 3"	15' 1"	12' 9"	15' 8"	13' 8"	11' 7"	14' 7"	12' 9"	10' 9"	13' 8"	12' 0"	10' 1"
	33	16	28' 7"	22' 8"	19' 9"	18' 0"	15' 8"	13' 3"	15' 8"	13' 8"	11' 7"	14' 3"	12' 6"	10' 6"	13' 2"	11' 7"	9' 9"	12' 1"	10' 10"	9' 2"
	33	24	24' 2"	19' 9"	17' 3"	15' 8"	13' 8"	11' 7"	13' 8"	12' 0"	10' 1"	12' 1"	10' 10"	9' 2"	10' 9"	10' 1"	8' 6"	9' 10"	9' 6"	8' 0"
400S162-54	50	12	33' 8"	26' 9"	23' 4"	21' 2"	18' 7"	15' 7"	18' 7"	16' 2"	13' 8"	16' 10"	14' 8"	12' 4"	15' 7"	13' 8"	11' 6"	14' 8"	12' 10"	10' 9"
	50	16	30' 7"	24' 3"	21' 2"	19' 3"	16' 10"	14' 2"	16' 10"	14' 8"	12' 4"	15' 3"	13' 4"	11' 3"	14' 2"	12' 4"	10' 6"	13' 4"	11' 8"	9' 10"
	50	24	26' 9"	21' 2"	18' 7"	16' 10"	14' 8"	12' 4"	14' 8"	12' 10"	10' 9"	13' 4"	11' 8"	9' 10"	12' 4"	10' 9"	9' 2"	11' 8"	10' 2"	8' 7"
400S162-68	50	12	36' 1"	28' 7"	25' 0"	22' 8"	19' 10"	16' 8"	19' 10"	17' 3"	14' 7"	18' 0"	15' 9"	13' 3"	16' 8"	14' 7"	12' 3"	15' 9"	13' 9"	11' 7"
	50	16	32' 9"	26' 0"	22' 8"	20' 8"	18' 0"	15' 2"	18' 0"	15' 9"	13' 3"	16' 4"	14' 3"	12' 1"	15' 2"	13' 3"	11' 2"	14' 3"	12' 6"	10' 6"
	50	24	28' 7"	22' 8"	19' 10"	18' 0"	15' 9"	13' 3"	15' 9"	13' 9"	11' 7"	14' 3"	12' 6"	10' 6"	13' 3"	11' 7"	9' 9"	12' 6"	10' 10"	9' 2"
400S162-97	50	12	39' 9"	31' 7"	27' 7"	25' 1"	21' 10"	18' 6"	21' 10"	19' 2"	16' 2"	19' 10"	17' 4"	14' 8"	18' 6"	16' 2"	13' 7"	17' 4"	15' 2"	12' 9"
	50	16	36' 2"	28' 8"	25' 1"	22' 9"	19' 10"	16' 9"	19' 10"	17' 4"	14' 8"	18' 1"	15' 9"	13' 3"	16' 9"	14' 8"	12' 4"	15' 9"	13' 9"	11' 8"
	50	24	31' 7"	25' 1"	21' 10"	19' 10"	17' 4"	14' 8"	17' 4"	15' 2"	12' 9"	15' 9"	13' 9"	11' 8"	14' 8"	12' 9"	10' 9"	13' 9"	12' 1"	10' 2"
400S200-33	33	12	30' 3"	24' 1"	21' 0"	19' 1"	16' 8"	14' 1"	16' 8"	14' 7"	12' 3"	15' 2"	13' 2"	11' 2"	13' 7"	12' 3"	10' 4"	12' 4"	11' 7"	9' 9"
	33	16	26' 4"	21' 10"	19' 1"	17' 3"	15' 2"	12' 9"	15' 2"	13' 2"	11' 2"	13' 2"	12' 0"	10' 1"	11' 9"	11' 2"	9' 4"	10' 9"	10' 6"	8' 10"
	33	24	21' 6"	19' 1"	16' 8"	15' 2"	13' 2"	11' 2"	12' 4"	11' 7"	9' 9"	10' 9"	10' 6"	8' 10"	9' 7"	9' 7"	8' 2"	8' 9"e	8' 9"e	7' 8"
400S200-43	33	12	33' 2"	26' 3"	23' 0"	20' 10"	18' 3"	15' 4"	18' 3"	16' 0"	13' 6"	16' 7"	14' 6"	12' 2"	15' 4"	13' 6"	11' 3"	14' 6"	12' 8"	10' 8"
	33	16	30' 2"	23' 10"	20' 10"	19' 0"	16' 7"	14' 0"	16' 7"	14' 6"	12' 2"	15' 1"	13' 2"	11' 1"	14' 0"	12' 2"	10' 3"	13' 0"	11' 6"	9' 8"
	33	24	25' 10"	20' 10"	18' 3"	16' 7"	14' 6"	12' 2"	14' 6"	12' 8"	10' 8"	13' 0"	11' 6"	9' 8"	11' 7"	10' 8"	9' 0"	10' 7"	10' 1"	8' 6"
400S200-54	50	12	35' 7"	28' 2"	24' 8"	22' 4"	19' 7"	16' 6"	19' 7"	17' 1"	14' 4"	17' 9"	15' 6"	13' 1"	16' 6"	14' 4"	12' 2"	15' 6"	13' 7"	11' 6"
	50	16	32' 3"	25' 8"	22' 4"	20' 4"	17' 9"	15' 0"	17' 9"	15' 6"	13' 1"	16' 2"	14' 1"	11' 10"	15' 0"	13' 1"	11' 1"	14' 1"	12' 3"	10' 4"
	50	24	28' 2"	22' 4"	19' 7"	17' 9"	15' 6"	13' 1"	15' 6"	13' 7"	11' 6"	14' 1"	12' 3"	10' 4"	13' 1"	11' 6"	9' 8"	12' 3"	10' 9"	9' 1"
400S200-68	50	12	38' 1"	30' 3"	26' 4"	24' 0"	21' 0"	17' 8"	21' 0"	18' 3"	15' 6"	19' 1"	16' 8"	14' 0"	17' 8"	15' 6"	13' 0"	16' 8"	14' 7"	12' 3"
	50	16	34' 7"	27' 6"	24' 0"	21' 9"	19' 1"	16' 1"	19' 1"	16' 8"	14' 0"	17' 3"	15' 1"	12' 9"	16' 1"	14' 0"	11' 9"	15' 1"	13' 2"	11' 2"
	50	24	30' 3"	24' 0"	21' 0"	19' 1"	16' 8"	14' 0"	16' 8"	14' 7"	12' 3"	15' 1"	13' 2"	11' 2"	14' 0"	12' 3"	10' 4"	13' 2"	11' 6"	9' 8"
400S200-97	50	12	42' 2"	33' 6"	29' 3"	26' 7"	23' 2"	19' 7"	23' 2"	20' 3"	17' 1"	21' 1"	18' 4"	15' 7"	19' 7"	17' 1"	14' 4"	18' 4"	16' 1"	13' 7"
	50	16	38' 4"	30' 4"	26' 7"	24' 2"	21' 1"	17' 9"	21' 1"	18' 4"	15' 7"	19' 2"	16' 9"	14' 1"	17' 9"	15' 7"	13' 1"	16' 9"	14' 7"	12' 3"
	50	24	33' 6"	26' 7"	23' 2"	21' 1"	18' 4"	15' 7"	18' 4"	16' 1"	13' 7"	16' 9"	14' 7"	12' 3"	15' 7"	13' 7"	11' 6"	14' 7"	12' 9"	10' 9"
400S250-33	33	12	31' 6"	25' 0"	21' 9"	19' 9"	17' 3"	14' 7"	17' 3"	15' 1"	12' 9"	15' 8"	13' 8"	11' 7"	14' 1"	12' 9"	10' 9"	12' 10"	12' 0"	10' 1"
	33	16	27' 3"	22' 8"	19' 9"	18' 0"	15' 8"	13' 3"	15' 8"	13' 8"	11' 7"	13' 8"	12' 6"	10' 6"	12' 2"	11' 7"	9' 9"	11' 2"	10' 10"	9' 2"
	33	24	22' 3"	19' 9"	17' 3"	15' 8"	13' 8"	11' 7"	12' 10"	12' 0"	10' 1"	11' 2"	10' 10"	9' 2"	10' 0"e	10' 0"e	8' 6"	9' 1"e	9' 1"e	8' 0"
400S250-43	33	12	34' 10"	27' 8"	24' 2"	22' 0"	19' 2"	16' 2"	19' 2"	16' 9"	14' 1"	17' 4"	15' 2"	12' 9"	16' 2"	14' 1"	11' 10"	15' 2"	13' 3"	11' 2"
	33	16	31' 8"	25' 1"	22' 0"	20' 0"	17' 4"	14' 8"	17' 4"	15' 2"	12' 9"	15' 9"	13' 9"	11' 8"	14' 7"	12' 9"	10' 9"	13' 3"	12' 1"	10' 2"
	33	24	26' 8"	22' 0"	19' 2"	17' 4"	15' 2"	12' 9"	15' 2"	13' 3"	11' 2"	13' 3"	12' 1"	10' 2"	11' 10"	11' 2"	9' 6"	10' 10"	10' 7"	8' 10"
400S250-54	50	12	37' 0"	29' 4"	25' 7"	23' 3"	20' 4"	17' 2"	20' 4"	17' 9"	15' 0"	18' 6"	16' 2"	13' 7"	17' 2"	15' 0"	12' 7"	16' 2"	14' 1"	11' 10"
	50	16	33' 7"	26' 8"	23' 3"	21' 2"	18' 6"	15' 7"	18' 6"	16' 2"	13' 7"	16' 9"	14' 8"	12' 4"	15' 7"	13' 7"	11' 6"	14' 8"	12' 9"	10' 9"
	50	24	29' 4"	23' 3"	20' 4"	18' 6"	16' 2"	13' 7"	16' 2"	14' 1"	11' 10"	14' 8"	12' 9"	10' 9"	13' 7"	11' 10"	10' 0"	12' 9"	11' 2"	9' 4"
400S250-68	50	12	40' 1"	31' 9"	27' 9"	25' 2"	22' 0"	18' 7"	22' 0"	19' 3"	16' 2"	20' 0"	17' 6"	14' 9"	18' 7"	16' 2"	13' 8"	17' 6"	15' 3"	12' 10"
	50	16	36' 4"	28' 10"	25' 2"	22' 10"	20' 0"	16' 10"	20' 0"	17' 6"	14' 9"	18' 2"	15' 10"	13' 4"	16' 10"	14' 9"	12' 4"	15' 10"	13' 10"	11' 8"
	50	24	31' 9"	25' 2"	22' 0"	20' 0"	17' 6"	14' 9"	17' 6"	15' 3"	12' 10"	15' 10"	13' 10"	11' 8"	14' 9"	12' 10"	10' 10"	13' 10"	12' 1"	10' 2"
400S250-97	50	12	44' 7"	35' 4"	30' 10"	28' 1"	24' 6"	20' 8"	24' 6"	21' 4"	18' 1"	22' 3"	19' 6"	16' 4"	20' 8"	18' 1"	15' 3"	19' 6"	17' 0"	14' 4"
	50	16	40' 6"	32' 2"	28' 1"	25' 6"	22' 3"	18' 9"	22' 3"	19' 6"	16' 4"	20' 3"	17' 8"	14' 10"	18' 9"	16' 4"	13' 10"	17' 8"	15' 6"	13' 0"
	50	24	35' 4"	28' 1"	24' 6"	22' 3"	19' 6"	16' 4"	19' 6"	17' 0"	14' 4"	17' 8"	15' 6"	13' 0"	16' 4"	14' 4"	12' 1"	15' 6"	13' 6"	11' 4"
400S300-33	33	12	32' 2"	25' 8"	22' 6"	20' 4"	17' 9"	15' 0"	17' 9"	15' 7"	13' 1"	16' 1"	14' 2"	11' 10"	14' 4"	13' 1"	11' 1"	13' 1"	12' 4"	10' 4"
	33	16	27' 10"	23' 4"	20' 4"	18' 6"	16' 2"	13' 8"	16' 1"	14' 2"	11' 10"	13' 10"	12' 10"	10' 9"	12' 6"	11' 10"	10' 1"	11' 4"	11' 2"	9' 6"
	33	24	22' 8"	20' 4"	17' 9"	16' 1"	14' 2"	11' 10"	13' 1"	12' 4"	10' 4"	11' 4"	11' 2"	9' 6"	10' 2"e	10' 2"e	8' 9"	9' 3"e	9' 3"e	8' 3"e
400S300-43	33	12	35' 10"	28' 6"	24' 10"	22' 7"	19' 8"	16' 7"	19' 8"	17' 2"	14' 6"	17' 10"	15' 8"	13' 2"	16' 7"	14' 6"	12' 3"	15' 7"	13' 8"	11' 6"
	33	16	32' 7"	25' 10"	22' 7"	20' 6"	17' 10"	15' 1"	17' 10"	15' 8"	13' 2"	16' 3"	14' 2"	12' 0"	14' 9"	13' 2"	11' 1"	13' 6"	12' 4"	10' 6"
	33	24	26' 10"	22' 7"	19' 8"	17' 10"	15' 8"	13' 2"	15' 7"	13' 8"	11' 6"	13' 6"	12' 4"	10' 6"	12' 0"	11' 6"	9' 8"	11' 0"	10' 10"	9' 2"
400S300-54	50	12	38' 0"	30' 2"	26' 3"	23' 10"	20' 10"	17' 7"	20' 10"	18' 3"	15' 4"	19' 0"	16' 7"	14' 0"	17' 7"	15' 4"	13' 0"	16' 7"	14' 6"	12' 2"
	50	16	34' 6"	27' 4"	23' 10"	21' 8"	19' 0"	16' 0"	19' 0"	16' 7"	14' 0"	17' 3"	15' 1"	12' 8"	16' 0"	14' 0"	11' 9"	15' 1"	13' 2"	11' 1"
	50	24	30' 2"	23' 10"	20' 10"	19' 0"	16' 7"	14' 0"	16' 7"	14' 6"	12' 2"	15' 1"	13' 2"	11' 1"	14' 0"	12' 2"	10' 3"	13' 2"	11' 6"	9' 8"
400S300-68	50	12	41' 3"	32' 9"	28' 8"	26' 0"	22' 8"	19' 2"	22' 8"	19' 10"	16' 9"	20' 8"	18' 0"	15' 2"	19' 2"	16' 9"	14' 1"	18' 0"	15' 9"	13' 3"
	50	16	37' 6"	29' 9"	26' 0"	23' 8"	20' 8"	17' 4"	20' 8"	18' 0"	15' 2"	18' 9"	16' 4"	13' 9"	17' 4"	15' 2"	12' 9"	16' 4"	14' 3"	12' 1"
	50	24	32' 9"	26' 0"	22' 8"	20' 8"	18' 0"	15' 2"	18' 0"	15' 9"	13' 3"	16' 4"	14' 3"	12' 1"	15' 2"	13' 3"	11' 2"	14' 3"	12' 6"	10' 7"
400S300-97	50	12	46' 6"	36' 10"	32' 2"	29' 3"	25' 7"	21' 7"	25' 7"	22' 4"	18' 10"	23' 2"	20' 3"	17' 1"	21' 7"	18' 10"	15' 10"	20' 3"	17' 8"	15' 0"
	50	16	42' 2"	33' 6"	29' 3"	26' 7"	23' 2"	19' 7"	23' 2"	20' 3"	17' 1"	21' 1"	18' 6"	15' 7"	19' 7"	17' 1"	14' 4"	18' 6"	16' 1"	13' 7"
	50	24	36' 10"	29' 3"	25' 7"	23' 2"	20' 3"	17' 1"	20' 3"	17' 8"	15' 0"	18' 6"	16' 1"	13' 7"	17' 1"	15' 0"	12' 7"	16' 1"	14' 1"	11' 10"

NOTES:

1) $p = I_w \{qC_eC_gC_p\}$; I_w of 0.75 has been incorpotated in the deflection values of the table.
The parameters in the bracket { } must be determined by the design professional in accordance with the NBCC.

2) "e" web stiffeners required at ends.

SINGLE SPAN CURTAIN WALL LIMITING HEIGHTS (ft-in.) continued

SPECIFIED LOADS			5 psf			10 psf			15 psf			20 psf			25 psf			30 psf		
Stud Member	F_y (ksi)	Spacing (in.) o.c.	L/120	L/240	L/360	L/240	L/360	L/600	L/240	L/360	L/600	L/240	L/360	L/600	L/240	L/360	L/600	L/240	L/360	L/600
600S125-33	33	12	28' 7"	28' 7"	25' 0"	20' 2"	19' 9"	16' 8"	16' 6"	16' 6"	14' 7"	14' 3"	14' 3"	13' 3"	12' 9"	12' 9"	12' 3"	11' 8"	11' 8"	11' 7"
	33	16	24' 9"	24' 9"	22' 8"	17' 6"	17' 6"	15' 2"	14' 3"	14' 3"	13' 3"	12' 4"	12' 4"	12' 1"	11' 1"	11' 1"	11' 1"	10' 1"	10' 1"	10' 1"
	33	24	20' 2"	20' 2"	19' 9"	14' 3"	14' 3"	13' 3"	11' 8"	11' 8"	11' 7"	10' 1"	10' 1"	10' 1"	9' 0"	9' 0"	9' 0"	8' 3"e	8' 3"e	8' 3"e
600S125-43	33	12	34' 9"	31' 6"	27' 6"	24' 7"	21' 10"	18' 4"	20' 1"	19' 1"	16' 1"	17' 4"	17' 3"	14' 7"	15' 7"	15' 7"	13' 7"	14' 2"	14' 2"	12' 9"
	33	16	30' 2"	28' 7"	25' 0"	21' 3"	19' 10"	16' 8"	17' 4"	17' 3"	14' 7"	15' 1"	15' 1"	13' 3"	13' 6"	13' 6"	12' 3"	12' 3"	12' 3"	11' 7"
	33	24	24' 7"	24' 7"	21' 10"	17' 4"	17' 3"	14' 7"	14' 2"	14' 2"	12' 9"	12' 3"	12' 3"	11' 7"	11' 0"	11' 0"	10' 9"	10' 1"	10' 1"	10' 1"
600S125-54	50	12	42' 7"	33' 9"	29' 6"	26' 9"	23' 4"	19' 9"	23' 4"	20' 6"	17' 3"	21' 3"	18' 7"	15' 8"	19' 9"	17' 3"	14' 7"	18' 7"	16' 3"	13' 8"
	50	16	38' 8"	30' 8"	26' 9"	24' 4"	21' 3"	18' 0"	21' 3"	18' 7"	15' 8"	19' 4"	16' 10"	14' 3"	18' 0"	15' 8"	13' 2"	16' 6"	14' 9"	12' 6"
	50	24	33' 1"	26' 9"	23' 4"	21' 3"	18' 7"	15' 8"	18' 7"	16' 3"	13' 8"	16' 6"	14' 9"	12' 6"	14' 9"	13' 8"	11' 7"	13' 6"	12' 10"	10' 10"
600S162-33	33	12	36' 1"	31' 6"	27' 6"	25' 0"	21' 9"	18' 4"	20' 9"	19' 1"	16' 1"	18' 0"	17' 3"	14' 7"	16' 1"	16' 1"	13' 7"	14' 8"	14' 8"	12' 9"
	33	16	31' 2"	28' 7"	25' 0"	22' 1"	19' 9"	16' 8"	18' 0"	17' 3"	14' 7"	15' 7"	15' 7"	13' 3"	14' 0"e	14' 0"e	12' 3"	12' 8"e	12' 8"e	11' 7"e
	33	24	25' 6"	25' 0"	21' 9"	18' 0"	17' 3"	14' 7"	14' 8"	14' 8"	12' 9"	12' 8"e	12' 8"e	11' 7"e	11' 4"e	11' 4"e	10' 9"e	10' 4"e	10' 4"e	10' 1"e
600S162-43	33	12	43' 1"	34' 3"	30' 0"	27' 2"	23' 9"	20' 1"	23' 9"	20' 9"	17' 6"	21' 7"	18' 10"	15' 10"	19' 3"	17' 6"	14' 9"	17' 7"	16' 6"	13' 10"
	33	16	37' 3"	31' 2"	27' 2"	24' 8"	21' 7"	18' 2"	21' 7"	18' 10"	15' 10"	18' 8"	17' 2"	14' 6"	16' 8"	15' 10"	13' 4"	15' 2"	15' 0"	12' 7"
	33	24	30' 6"	27' 2"	23' 9"	21' 7"	18' 10"	15' 10"	17' 7"	16' 6"	13' 10"	15' 2"	15' 0"	12' 7"	13' 7"	13' 7"	11' 8"	12' 4"	12' 4"	11' 0"
600S162-54	50	12	46' 4"	36' 9"	32' 2"	29' 2"	25' 6"	21' 6"	25' 6"	22' 3"	18' 9"	23' 2"	20' 3"	17' 1"	21' 6"	18' 9"	15' 10"	20' 3"	17' 8"	14' 10"
	50	16	42' 1"	33' 6"	29' 2"	26' 6"	23' 2"	19' 7"	23' 2"	20' 3"	17' 1"	21' 1"	18' 4"	15' 6"	19' 7"	17' 1"	14' 4"	18' 4"	16' 1"	13' 7"
	50	24	36' 9"	29' 2"	25' 6"	23' 2"	20' 3"	17' 1"	20' 3"	17' 8"	14' 10"	18' 4"	16' 1"	13' 7"	17' 1"	14' 10"	12' 7"	16' 1"	14' 0"	11' 9"
600S162-68	50	12	49' 8"	39' 6"	34' 6"	31' 3"	27' 4"	23' 1"	27' 4"	23' 10"	20' 2"	24' 10"	21' 8"	18' 3"	23' 1"	20' 2"	17' 0"	21' 8"	19' 0"	16' 0"
	50	16	45' 2"	35' 10"	31' 3"	28' 6"	24' 10"	21' 0"	24' 10"	21' 8"	18' 3"	22' 7"	19' 8"	16' 7"	21' 0"	18' 3"	15' 6"	19' 8"	17' 2"	14' 6"
	50	24	39' 6"	31' 3"	27' 4"	24' 10"	21' 8"	18' 3"	21' 8"	19' 0"	16' 0"	19' 8"	17' 2"	14' 6"	18' 3"	16' 0"	13' 6"	17' 2"	15' 1"	12' 8"
600S162-97	50	12	55' 1"	43' 8"	38' 2"	34' 8"	30' 3"	25' 7"	30' 3"	26' 6"	22' 3"	27' 7"	24' 1"	20' 3"	25' 7"	22' 3"	18' 9"	24' 1"	21' 0"	17' 8"
	50	16	50' 1"	39' 8"	34' 8"	31' 6"	27' 7"	23' 2"	27' 7"	24' 1"	20' 3"	25' 0"	21' 10"	18' 4"	23' 2"	20' 3"	17' 1"	21' 10"	19' 1"	16' 1"
	50	24	43' 8"	34' 8"	30' 3"	27' 7"	24' 1"	20' 3"	24' 1"	21' 0"	17' 8"	21' 10"	19' 1"	16' 1"	20' 3"	17' 8"	15' 0"	19' 1"	16' 8"	14' 1"
600S200-33	33	12	38' 7"	32' 10"	28' 9"	26' 1"	22' 9"	19' 2"	22' 3"	19' 10"	16' 9"	19' 3"	18' 1"	15' 3"	17' 3"	16' 9"	14' 2"	15' 9"e	15' 9"e	13' 3"
	33	16	33' 4"	29' 10"	26' 1"	23' 7"	20' 8"	17' 6"	19' 3"	18' 1"	15' 3"	16' 8"	16' 6"	13' 10"	15' 0"e	15' 0"e	12' 10"	13' 7"e	13' 7"e	12' 1"e
	33	24	27' 3"	26' 1"	22' 9"	19' 3"	18' 1"	15' 3"	15' 9"e	15' 9"e	13' 3"	13' 7"e	13' 7"e	12' 1"e	12' 2"e	12' 2"e	11' 3"e	11' 1"e	11' 1"e	10' 7"e
600S200-43	33	12	45' 4"	36' 0"	31' 6"	28' 7"	25' 0"	21' 1"	25' 0"	21' 9"	18' 4"	22' 8"	19' 9"	16' 8"	20' 7"	18' 4"	15' 6"	18' 9"	17' 3"	14' 7"
	33	16	39' 10"	32' 8"	28' 7"	26' 0"	22' 8"	19' 1"	22' 8"	19' 9"	16' 8"	20' 0"	18' 0"	15' 2"	17' 10"	16' 8"	14' 1"	16' 3"	15' 8"	13' 3"
	33	24	32' 7"	28' 7"	25' 0"	22' 8"	19' 9"	16' 8"	18' 9"	17' 3"	14' 7"	16' 3"	15' 8"	13' 3"	14' 7"	14' 7"	12' 3"	13' 3"e	13' 3"e	11' 7"
600S200-54	50	12	48' 8"	38' 8"	33' 9"	30' 8"	26' 9"	22' 7"	26' 9"	23' 4"	19' 9"	24' 4"	21' 3"	18' 0"	22' 7"	19' 9"	16' 8"	21' 3"	18' 7"	15' 8"
	50	16	44' 3"	35' 2"	30' 8"	27' 10"	24' 4"	20' 7"	24' 4"	21' 3"	18' 0"	22' 1"	19' 3"	16' 3"	20' 7"	18' 0"	15' 1"	19' 3"	16' 10"	14' 3"
	50	24	38' 8"	30' 8"	26' 9"	24' 4"	21' 3"	18' 0"	21' 3"	18' 7"	15' 8"	19' 3"	16' 10"	14' 3"	18' 0"	15' 8"	13' 2"	16' 10"	14' 9"	12' 6"
600S200-68	50	12	52' 3"	41' 6"	36' 3"	32' 10"	28' 9"	24' 3"	28' 9"	25' 1"	21' 2"	26' 2"	22' 9"	19' 3"	24' 3"	21' 2"	17' 10"	22' 9"	20' 0"	16' 9"
	50	16	47' 6"	37' 8"	32' 10"	29' 10"	26' 2"	22' 1"	26' 2"	22' 9"	19' 3"	23' 9"	20' 9"	17' 6"	22' 1"	19' 3"	16' 3"	20' 9"	18' 1"	15' 3"
	50	24	41' 6"	32' 10"	28' 9"	26' 2"	22' 9"	19' 3"	22' 9"	20' 0"	16' 9"	20' 9"	18' 1"	15' 3"	19' 3"	16' 9"	14' 2"	18' 1"	15' 9"	13' 4"
600S200-97	50	12	58' 1"	46' 1"	40' 3"	36' 7"	32' 0"	27' 0"	32' 0"	27' 10"	23' 6"	29' 0"	25' 4"	21' 4"	27' 0"	23' 6"	19' 10"	25' 4"	22' 2"	18' 8"
	50	16	52' 9"	41' 10"	36' 7"	33' 2"	29' 0"	24' 6"	29' 0"	25' 4"	21' 4"	26' 4"	23' 0"	19' 4"	24' 6"	21' 4"	18' 0"	23' 0"	20' 1"	17' 0"
	50	24	46' 1"	36' 7"	32' 0"	29' 0"	25' 4"	21' 4"	25' 4"	22' 2"	18' 8"	23' 0"	20' 1"	17' 0"	21' 4"	18' 8"	15' 9"	20' 1"	17' 7"	14' 9"
600S250-33	33	12	39' 6"	34' 0"	29' 8"	27' 0"	23' 7"	19' 10"	22' 9"	20' 7"	17' 4"	19' 8"	18' 8"	15' 9"	17' 7"	17' 4"	14' 8"	16' 1"e	16' 1"e	13' 9"
	33	16	34' 2"	30' 10"	27' 0"	24' 2"	21' 4"	18' 1"	19' 8"	18' 8"	15' 9"	17' 1"	17' 0"	14' 4"	15' 3"e	15' 3"e	13' 3"	14' 0"e	14' 0"e	12' 6"e
	33	24	27' 10"	27' 0"	23' 7"	19' 8"	18' 8"	15' 9"	16' 1"e	16' 1"e	13' 9"	14' 0"e	14' 0"e	12' 6"e	12' 6"e	12' 6"e	11' 7"e	11' 4"e	11' 4"e	11' 0"e
600S250-43	33	12	47' 4"	37' 8"	32' 10"	29' 10"	26' 1"	22' 0"	26' 1"	22' 9"	19' 2"	23' 8"	20' 8"	17' 6"	21' 2"	19' 2"	16' 2"	19' 3"	18' 1"	15' 3"
	33	16	41' 0"	34' 2"	29' 10"	27' 2"	23' 8"	20' 0"	23' 8"	20' 8"	17' 6"	20' 6"	18' 9"	15' 10"	18' 3"	17' 6"	14' 8"	16' 8"	16' 6"	13' 10"
	33	24	33' 6"	29' 10"	26' 1"	23' 8"	20' 8"	17' 6"	19' 3"	18' 1"	15' 3"	16' 8"	16' 6"	13' 10"	15' 0"	15' 0"	12' 10"	13' 8"e	13' 8"e	12' 1"
600S250-54	50	12	50' 4"	40' 0"	34' 10"	31' 8"	27' 8"	23' 4"	27' 8"	24' 2"	20' 4"	25' 2"	22' 0"	18' 7"	23' 4"	20' 4"	17' 2"	22' 0"	19' 2"	16' 2"
	50	16	45' 9"	36' 3"	31' 8"	28' 9"	25' 2"	21' 2"	25' 2"	22' 0"	18' 7"	22' 10"	20' 0"	16' 10"	21' 2"	18' 7"	15' 7"	20' 0"	17' 6"	14' 8"
	50	24	40' 0"	31' 8"	27' 8"	25' 2"	22' 0"	18' 7"	22' 0"	19' 2"	16' 2"	20' 0"	17' 6"	14' 8"	18' 7"	16' 2"	13' 8"	17' 6"	15' 3"	12' 10"
600S250-68	50	12	54' 7"	43' 3"	37' 10"	34' 4"	30' 1"	25' 3"	30' 1"	26' 3"	22' 1"	27' 3"	23' 10"	20' 1"	25' 3"	22' 1"	18' 8"	23' 10"	20' 9"	17' 7"
	50	16	49' 7"	39' 4"	34' 4"	31' 3"	27' 3"	23' 0"	27' 3"	23' 10"	20' 1"	24' 9"	21' 8"	18' 3"	23' 0"	20' 1"	17' 0"	21' 8"	18' 10"	16' 0"
	50	24	43' 3"	34' 4"	30' 1"	27' 3"	23' 10"	20' 1"	23' 10"	20' 9"	17' 7"	21' 8"	18' 10"	16' 0"	20' 1"	17' 7"	14' 9"	18' 10"	16' 6"	13' 10"
600S250-97	50	12	61' 0"	48' 4"	42' 3"	38' 4"	33' 7"	28' 3"	33' 7"	29' 3"	24' 8"	30' 6"	26' 7"	22' 6"	28' 3"	24' 8"	20' 10"	26' 7"	23' 3"	19' 7"
	50	16	55' 4"	44' 0"	38' 4"	34' 10"	30' 6"	25' 8"	30' 6"	26' 7"	22' 6"	27' 8"	24' 2"	20' 4"	25' 8"	22' 6"	18' 10"	24' 2"	21' 1"	17' 9"
	50	24	48' 4"	38' 4"	33' 7"	30' 6"	26' 7"	22' 6"	26' 7"	23' 3"	19' 7"	24' 2"	21' 1"	17' 9"	22' 6"	19' 7"	16' 7"	21' 1"	18' 6"	15' 7"
600S300-33	33	12	40' 0"	34' 10"	30' 6"	27' 8"	24' 2"	20' 4"	23' 1"	21' 2"	17' 10"	20' 0"	19' 2"	16' 2"	17' 10"	17' 10"	15' 1"	16' 3"e	16' 3"e	14' 2"
	33	16	34' 8"	31' 8"	27' 8"	24' 6"	22' 0"	18' 7"	20' 0"	19' 2"	16' 2"	17' 3"e	17' 3"e	14' 8"	15' 6"e	15' 6"e	13' 8"	14' 1"e	14' 1"e	12' 10"e
	33	24	28' 3"	27' 8"	24' 2"	20' 0"	19' 2"	16' 2"	16' 3"e	16' 3"e	14' 2"	14' 1"e	14' 1"e	12' 10"e	12' 8"e	12' 8"e	12' 0"e	11' 7"e	11' 7"e	11' 2"e
600S300-43	33	12	48' 2"	38' 7"	33' 8"	30' 7"	26' 9"	22' 7"	26' 9"	23' 4"	19' 8"	24' 1"	21' 2"	17' 10"	21' 6"	19' 8"	16' 7"	19' 8"	18' 7"	15' 8"
	33	16	41' 8"	35' 1"	30' 7"	27' 9"	24' 3"	20' 6"	24' 1"	21' 2"	17' 10"	20' 10"	19' 3"	16' 3"	18' 8"	17' 10"	15' 1"	17' 0"	16' 10"	14' 2"
	33	24	34' 1"	30' 7"	26' 9"	24' 1"	21' 2"	17' 10"	19' 8"	18' 7"	15' 8"	17' 0"	16' 10"	14' 2"	15' 2"	15' 2"	13' 2"	13' 10"e	13' 10"e	12' 4"
600S300-54	50	12	51' 7"	41' 0"	35' 9"	32' 6"	28' 4"	24' 0"	28' 4"	24' 9"	20' 10"	25' 9"	22' 6"	19' 0"	24' 0"	20' 10"	17' 7"	22' 6"	19' 8"	16' 7"
	50	16	46' 10"	37' 2"	32' 6"	29' 6"	25' 9"	21' 9"	25' 9"	22' 6"	19' 0"	23' 4"	20' 6"	17' 3"	21' 9"	19' 0"	16' 0"	20' 6"	17' 10"	15' 1"
	50	24	41' 0"	32' 6"	28' 4"	25' 9"	22' 6"	19' 0"	22' 6"	19' 8"	16' 7"	20' 6"	17' 10"	15' 1"	19' 0"	16' 7"	14' 0"	17' 10"	15' 7"	13' 2"
600S300-68	50	12	56' 1"	44' 6"	38' 10"	35' 3"	30' 10"	26' 0"	30' 10"	27' 0"	22' 9"	28' 1"	24' 6"	20' 8"	26' 0"	22' 9"	19' 2"	24' 6"	21' 4"	18' 1"
	50	16	51' 0"	40' 6"	35' 3"	32' 1"	28' 1"	23' 8"	28' 1"	24' 6"	20' 8"	25' 6"	22' 3"	18' 9"	23' 8"	20' 8"	17' 4"	22' 3"	19' 6"	16' 4"
	50	24	44' 6"	35' 3"	30' 10"	28' 1"	24' 6"	20' 8"	24' 6"	21' 4"	18' 1"	22' 3"	19' 6"	16' 4"	20' 8"	18' 1"	15' 2"	19' 6"	17' 0"	14' 3"
600S300-97	50	12	63' 2"	50' 2"	43' 10"	39' 9"	34' 9"	29' 4"	34' 9"	30' 4"	25' 7"	31' 7"	27' 7"	23' 3"	29' 4"	25' 7"	21' 7"	27' 7"	24' 1"	20' 4"
	50	16	57' 6"	45' 7"	39' 9"	36' 2"	31' 7"	26' 8"	31' 7"	27' 7"	23' 3"	28' 8"	25' 1"	21' 2"	26' 8"	23' 3"	19' 8"	25' 1"	21' 10"	18' 6"
	50	24	50' 2"	39' 9"	34' 9"	31' 7"	27' 7"	23' 3"	27' 7"	24' 1"	20' 4"	25' 1"	21' 10"	18' 6"	23' 3"	20' 4"	17' 2"	21' 10"	19' 2"	16' 2"

NOTES:

1) $p = I_w \{qC_eC_gC_p\}$; I_w of 0.75 has been incorpotated in the deflection values of the table.
The parameters in the bracket { } must be determined by the design professional in accordance with the NBCC.

2) "e" web stiffeners required at ends.

SINGLE SPAN CURTAIN WALL LIMITING HEIGHTS (ft-in.) continued

SPECIFIED LOADS			5 psf			10 psf			15 psf			20 psf			25 psf			30 psf		
Stud Member	F_y (ksi)	Spacing (in.) o.c.	L/120	L/240	L/360	L/240	L/360	L/600	L/240	L/360	L/600	L/240	L/360	L/600	L/240	L/360	L/600	L/240	L/360	L/600
800S162-43	33	12	50' 2"	42' 9"	37' 4"	33' 10"	29' 8"	25' 0"	29' 0"	25' 10"	21' 9"	25' 1"e	23' 6"	19' 9"	22' 6"e	21' 9"e	18' 4"	20' 6"e	20' 6"e	17' 3"e
	33	16	43' 6"	38' 10"	33' 10"	30' 9"	26' 10"	22' 8"	25' 1"e	23' 6"	19' 9"	21' 8"e	21' 4"e	18' 0"	19' 6"e	19' 6"e	16' 8"e	17' 9"e	17' 9"e	15' 9"e
	33	24	35' 6"	33' 10"	29' 8"	25' 1"e	23' 6"	19' 9"	20' 6"e	20' 6"e	17' 3"e	17' 9"e	17' 9"e	15' 9"e	15' 10"e	15' 10"e	14' 7"e	14' 6"e	14' 6"e	13' 9"e
800S162-54	50	12	57' 10"	46' 0"	40' 2"	36' 6"	31' 10"	26' 10"	31' 10"	27' 9"	23' 6"	29' 0"	25' 3"	21' 3"	26' 10"	23' 6"	19' 9"	25' 3"	22' 1"	18' 7"
	50	16	52' 7"	41' 9"	36' 6"	33' 1"	29' 0"	24' 4"	29' 0"	25' 3"	21' 3"	26' 3"	23' 0"	19' 4"	24' 4"	21' 3"	18' 0"	23' 0"	20' 1"	16' 10"
	50	24	46' 0"	36' 6"	31' 10"	29' 0"	25' 3"	21' 3"	25' 3"	22' 1"	18' 7"	23' 0"	20' 1"	16' 10"	21' 2"	18' 7"	15' 8"	19' 3"e	17' 6"	14' 9"
800S162-68	50	12	62' 8"	49' 8"	43' 4"	39' 6"	34' 6"	29' 1"	34' 6"	30' 1"	25' 4"	31' 3"	27' 4"	23' 1"	29' 1"	25' 4"	21' 4"	27' 4"	23' 10"	20' 2"
	50	16	56' 10"	45' 2"	39' 6"	35' 10"	31' 3"	26' 4"	31' 3"	27' 4"	23' 1"	28' 6"	24' 10"	21' 0"	26' 4"	23' 1"	19' 6"	24' 10"	21' 8"	18' 3"
	50	24	49' 8"	39' 6"	34' 6"	31' 3"	27' 4"	23' 1"	27' 4"	23' 10"	20' 2"	24' 10"	21' 8"	18' 3"	23' 1"	20' 2"	17' 0"	21' 8"	19' 0"	16' 0"
800S162-97	50	12	69' 8"	55' 3"	48' 3"	43' 10"	38' 4"	32' 4"	38' 4"	33' 6"	28' 3"	34' 10"	30' 6"	25' 8"	32' 4"	28' 3"	23' 9"	30' 6"	26' 7"	22' 4"
	50	16	63' 3"	50' 3"	43' 10"	39' 10"	34' 10"	29' 4"	34' 10"	30' 6"	25' 8"	31' 8"	27' 8"	23' 3"	29' 4"	25' 8"	21' 8"	27' 8"	24' 2"	20' 4"
	50	24	55' 3"	43' 10"	38' 4"	34' 10"	30' 6"	25' 8"	30' 6"	26' 7"	22' 4"	27' 8"	24' 2"	20' 4"	25' 8"	22' 4"	18' 10"	24' 2"	21' 1"	17' 9"
800S200-43	33	12	53' 10"	45' 2"	39' 6"	35' 10"	31' 4"	26' 4"	31' 1"	27' 4"	23' 1"	27' 0"e	24' 10"e	21' 0"	24' 1"e	23' 1"e	19' 6"	22' 0"e	21' 8"e	18' 3"e
	33	16	46' 8"	41' 1"	35' 10"	32' 7"	28' 6"	24' 0"	27' 0"e	24' 10"e	21' 0"	23' 4"e	22' 7"e	19' 1"e	20' 10"e	20' 10"e	17' 8"e	19' 1"e	19' 1"e	16' 8"e
	33	24	38' 1"	35' 10"	31' 4"	27' 0"e	24' 10"e	21' 0"	22' 0"e	21' 8"e	18' 3"e	19' 1"e	19' 1"e	16' 8"e	17' 1"e	17' 1"e	15' 6"e	15' 7"e	15' 7"e	14' 7"e
800S200-54	50	12	61' 2"	48' 7"	42' 4"	38' 7"	33' 8"	28' 4"	33' 8"	29' 4"	24' 9"	30' 7"	26' 8"	22' 7"	28' 4"	24' 9"	20' 10"	26' 8"	23' 4"	19' 8"
	50	16	55' 7"	44' 1"	38' 7"	35' 0"	30' 7"	25' 9"	30' 7"	26' 8"	22' 7"	27' 9"	24' 3"	20' 6"	25' 9"	22' 7"	19' 0"	24' 3"	21' 2"	17' 10"
	50	24	48' 7"	38' 7"	33' 8"	30' 7"	26' 8"	22' 7"	26' 8"	23' 4"	19' 8"	24' 3"	21' 2"	17' 10"	22' 7"	19' 8"	16' 7"	20' 8"e	18' 6"	15' 7"
800S200-68	50	12	65' 8"	52' 2"	45' 7"	41' 4"	36' 2"	30' 6"	36' 2"	31' 7"	26' 8"	32' 10"	28' 8"	24' 2"	30' 6"	26' 8"	22' 6"	28' 8"	25' 1"	21' 2"
	50	16	59' 8"	47' 4"	41' 4"	37' 7"	32' 10"	27' 8"	32' 10"	28' 8"	24' 2"	29' 10"	26' 1"	22' 0"	27' 8"	24' 2"	20' 4"	26' 1"	22' 9"	19' 2"
	50	24	52' 2"	41' 4"	36' 2"	32' 10"	28' 8"	24' 2"	28' 8"	25' 1"	21' 2"	26' 1"	22' 9"	19' 2"	24' 2"	21' 2"	17' 9"	22' 9"	19' 10"	16' 9"
800S200-97	50	12	73' 1"	58' 0"	50' 8"	46' 1"	40' 2"	33' 10"	40' 2"	35' 2"	29' 7"	36' 7"	31' 10"	26' 10"	33' 10"	29' 7"	25' 0"	31' 10"	27' 10"	23' 6"
	50	16	66' 4"	52' 8"	46' 1"	41' 10"	36' 7"	30' 9"	36' 7"	31' 10"	26' 10"	33' 2"	29' 0"	24' 6"	30' 9"	26' 10"	22' 8"	29' 0"	25' 3"	21' 4"
	50	24	58' 0"	46' 1"	40' 2"	36' 7"	31' 10"	26' 10"	31' 10"	27' 10"	23' 6"	29' 0"	25' 3"	21' 4"	26' 10"	23' 6"	19' 9"	25' 3"	22' 1"	18' 8"
800S250-43	33	12	55' 3"	47' 1"	41' 1"	37' 4"	32' 7"	27' 6"	31' 10"	28' 6"	24' 0"	27' 7"e	25' 10"e	21' 9"	24' 8"e	24' 0"e	20' 3"e	22' 7"e	22' 7"e	19' 1"e
	33	16	47' 10"	42' 9"	37' 4"	33' 10"	29' 8"	25' 0"	27' 7"e	25' 10"e	21' 9"	23' 10"e	23' 6"e	19' 10"e	21' 4"e	21' 4"e	18' 4"e	19' 6"e	19' 6"e	17' 3"e
	33	24	39' 1"	37' 4"	32' 7"	27' 7"e	25' 10"e	21' 9"	22' 7"e	22' 7"e	19' 1"e	19' 6"e	19' 6"e	17' 3"e	17' 6"e	17' 6"e	16' 1"e	16' 0"e	16' 0"e	15' 1"e
800S250-54	50	12	63' 0"	50' 0"	43' 8"	39' 8"	34' 8"	29' 2"	34' 8"	30' 3"	25' 6"	31' 6"	27' 6"	23' 2"	29' 2"	25' 6"	21' 6"	27' 6"	24' 0"	20' 3"
	50	16	57' 2"	45' 4"	39' 8"	36' 1"	31' 6"	26' 7"	31' 6"	27' 6"	23' 2"	28' 7"	25' 0"	21' 1"	26' 7"	23' 2"	19' 7"	25' 0"	21' 9"	18' 4"
	50	24	50' 0"	39' 8"	34' 8"	31' 6"	27' 6"	23' 2"	27' 6"	24' 0"	20' 3"	25' 0"	21' 9"	18' 4"	23' 2"e	20' 3"	17' 1"	21' 2"e	19' 1"	16' 1"
800S250-68	50	12	68' 3"	54' 2"	47' 4"	43' 0"	37' 7"	31' 8"	37' 7"	32' 9"	27' 8"	34' 2"	29' 9"	25' 2"	31' 8"	27' 8"	23' 4"	29' 9"	26' 1"	22' 0"
	50	16	62' 1"	49' 3"	43' 0"	39' 1"	34' 2"	28' 9"	34' 2"	29' 9"	25' 2"	31' 0"	27' 1"	22' 10"	28' 9"	25' 2"	21' 2"	27' 1"	23' 8"	20' 0"
	50	24	54' 2"	43' 0"	37' 7"	34' 2"	29' 9"	25' 2"	29' 9"	26' 1"	22' 0"	27' 1"	23' 8"	20' 0"	25' 2"	22' 0"	18' 6"	23' 8"	20' 8"	17' 6"
800S250-97	50	12	76' 4"	60' 8"	53' 0"	48' 1"	42' 1"	35' 6"	42' 1"	36' 8"	31' 0"	38' 2"	33' 4"	28' 2"	35' 6"	31' 0"	26' 1"	33' 4"	29' 2"	24' 7"
	50	16	69' 4"	55' 1"	48' 1"	43' 8"	38' 2"	32' 2"	38' 2"	33' 4"	28' 2"	34' 8"	30' 3"	25' 7"	32' 2"	28' 2"	23' 8"	30' 3"	26' 6"	22' 3"
	50	24	60' 8"	48' 1"	42' 1"	38' 2"	33' 4"	28' 2"	33' 4"	29' 2"	24' 7"	30' 3"	26' 6"	22' 3"	28' 2"	24' 7"	20' 8"	26' 6"	23' 1"	19' 6"
800S300-43	33	12	56' 1"	48' 1"	42' 1"	38' 2"	33' 4"	28' 2"	32' 4"	29' 2"	24' 7"	28' 0"e	26' 6"e	22' 3"	25' 1"e	24' 7"e	20' 8"e	22' 10"e	22' 10"e	19' 6"e
	33	16	48' 7"	43' 8"	38' 2"	34' 3"	30' 3"	25' 7"	28' 0"e	26' 6"e	22' 3"	24' 3"e	24' 1"e	20' 3"e	21' 8"e	21' 8"e	18' 9"e	19' 9"e	19' 9"e	17' 8"e
	33	24	39' 7"	38' 2"	33' 4"	28' 0"e	26' 6"e	22' 3"	22' 10"e	22' 10"e	19' 6"e	19' 9"e	19' 9"e	17' 8"e	17' 8"e	17' 8"e	16' 6"e	16' 2"e	16' 2"e	15' 6"e
800S300-54	50	12	64' 4"	51' 1"	44' 8"	40' 7"	35' 6"	29' 10"	35' 6"	31' 0"	26' 1"	32' 2"	28' 1"	23' 8"	29' 10"	26' 1"	22' 0"	28' 1"	24' 7"	20' 8"
	50	16	58' 6"	46' 6"	40' 7"	36' 10"	32' 2"	27' 2"	32' 2"	28' 1"	23' 8"	29' 3"	25' 7"	21' 7"	27' 2"	23' 8"	20' 0"	25' 7"	22' 3"	18' 9"
	50	24	51' 1"	40' 7"	35' 6"	32' 2"	28' 1"	23' 8"	28' 1"	24' 7"	20' 8"	25' 7"	22' 3"	18' 9"	23' 7"e	20' 8"	17' 6"	21' 6"e	19' 6"e	16' 6"
800S300-68	50	12	70' 0"	55' 7"	48' 7"	44' 1"	38' 6"	32' 6"	38' 6"	33' 8"	28' 4"	35' 0"	30' 7"	25' 9"	32' 6"	28' 4"	23' 10"	30' 7"	26' 8"	22' 6"
	50	16	63' 7"	50' 6"	44' 1"	40' 1"	35' 0"	29' 6"	35' 0"	30' 7"	25' 9"	31' 9"	27' 9"	23' 4"	29' 6"	25' 9"	21' 9"	27' 9"	24' 3"	20' 6"
	50	24	55' 7"	44' 1"	38' 6"	35' 0"	30' 7"	25' 9"	30' 7"	26' 8"	22' 6"	27' 9"	24' 3"	20' 6"	25' 9"	22' 6"	19' 0"	24' 3"	21' 2"	17' 10"
800S300-97	50	12	79' 0"	62' 8"	54' 9"	49' 9"	43' 6"	36' 8"	43' 6"	38' 0"	32' 0"	39' 6"	34' 6"	29' 1"	36' 8"	32' 0"	27' 0"	34' 6"	30' 1"	25' 4"
	50	16	71' 9"	57' 0"	49' 9"	45' 2"	39' 6"	33' 3"	39' 6"	34' 6"	29' 1"	35' 10"	31' 3"	26' 4"	33' 3"	29' 1"	24' 6"	31' 3"	27' 4"	23' 1"
	50	24	62' 8"	49' 9"	43' 6"	39' 6"	34' 6"	29' 1"	34' 6"	30' 1"	25' 4"	31' 3"	27' 4"	23' 1"	29' 1"	25' 4"	21' 4"	27' 4"	23' 10"	20' 2"

NOTES:

1) $p = I_w \{qC_eC_gC_p\}$; I_w of 0.75 has been incorpotated in the deflection values of the table.
The parameters in the bracket { } must be determined by the design professional in accordance with the NBCC.

2) "e" web stiffeners required at ends.

SINGLE SPAN CURTAIN WALL LIMITING HEIGHTS (ft-in.)

SPECIFIED LOADS			35 psf			40 psf			45 psf			50 psf			55 psf			60 psf		
Stud Member	F_y (ksi)	Spacing (in.) o.c.	L/240	L/360	L/600	L/240	L/360	L/600	L/240	L/360	L/600	L/240	L/360	L/600	L/240	L/360	L/600	L/240	L/360	L/600
362S125-33	33	12	8' 2"	8' 2"	7' 4"	7' 7"	7' 7"	7' 1"	7' 2"	7' 2"	6' 9"	6' 9"	6' 9"	6' 7"	6' 6"	6' 6"	6' 4"	6' 2"	6' 2"	6' 2"
	33	16	7' 1"	7' 1"	6' 9"	6' 7"	6' 7"	6' 6"	6' 2"	6' 2"	6' 2"	5' 10"	5' 10"	5' 10"	5' 7"	5' 7"	5' 7"	5' 4"	5' 4"	5' 4"
	33	24	5' 9"	5' 9"	5' 9"	5' 4"	5' 4"	5' 4"	5' 1"	5' 1"	5' 1"	4' 9"	4' 9"	4' 9"	4' 7"e	4' 7"e	4' 7"e	4' 4"e	4' 4"e	4' 4"e
362S125-43	33	12	9' 9"	9' 7"	8' 1"	9' 2"	9' 2"	7' 9"	8' 7"	8' 7"	7' 6"	8' 2"	8' 2"	7' 2"	7' 9"	7' 9"	7' 0"	7' 6"	7' 6"	6' 9"
	33	16	8' 6"	8' 6"	7' 4"	7' 10"	7' 10"	7' 0"	7' 6"	7' 6"	6' 9"	7' 1"	7' 1"	6' 6"	6' 9"	6' 9"	6' 3"	6' 6"	6' 6"	6' 2"
	33	24	6' 10"	6' 10"	6' 4"	6' 6"	6' 6"	6' 2"	6' 1"	6' 1"	5' 10"	5' 9"	5' 9"	5' 8"	5' 6"	5' 6"	5' 6"	5' 3"	5' 3"	5' 3"
362S125-54	50	12	11' 9"	10' 3"	8' 8"	11' 3"	9' 9"	8' 3"	10' 9"	9' 6"	8' 0"	10' 6"	9' 1"	7' 8"	10' 1"	8' 9"	7' 6"	9' 9"	8' 7"	7' 2"
	50	16	10' 8"	9' 3"	7' 10"	10' 2"	8' 10"	7' 6"	9' 9"	8' 7"	7' 2"	9' 4"	8' 3"	7' 0"	9' 0"	8' 0"	6' 9"	8' 7"	7' 9"	6' 7"
	50	24	9' 2"	8' 2"	6' 10"	8' 7"	7' 9"	6' 7"	8' 1"	7' 6"	6' 3"	7' 8"	7' 2"	6' 1"	7' 4"	7' 0"	5' 10"	7' 0"	6' 9"	5' 9"
362S162-33	33	12	10' 3"	9' 8"	8' 2"	9' 7"	9' 3"	7' 9"	9' 1"	8' 10"	7' 6"	8' 7"	8' 7"	7' 3"	8' 2"	8' 2"	7' 0"	7' 10"	7' 10"	6' 9"
	33	16	8' 10"	8' 9"	7' 4"	8' 3"	8' 3"	7' 1"	7' 10"	7' 10"	6' 9"	7' 6"e	7' 6"e	6' 7"	7' 1"e	7' 1"e	6' 4"	6' 9"e	6' 9"e	6' 2"e
	33	24	7' 3"e	7' 3"e	6' 6"	6' 9"e	6' 9"e	6' 2"e	6' 4"e	6' 4"e	6' 0"e	6' 1"e	6' 1"e	5' 9"e	5' 9"e	5' 9"e	5' 7"e	5' 7"e	5' 7"e	5' 4"e
362S162-43	33	12	12' 1"	10' 7"	8' 10"	11' 4"	10' 1"	8' 6"	10' 9"	9' 8"	8' 2"	10' 2"	9' 4"	7' 10"	9' 8"	9' 1"	7' 8"	9' 3"	8' 9"	7' 4"
	33	16	10' 7"	9' 7"	8' 1"	9' 10"	9' 2"	7' 8"	9' 3"	8' 9"	7' 4"	8' 9"	8' 6"	7' 2"	8' 4"	8' 3"	7' 0"	8' 1"	8' 0"	6' 9"
	33	24	8' 7"	8' 4"	7' 1"	8' 1"	8' 0"	6' 9"	7' 7"	7' 7"	6' 6"	7' 2"	7' 2"	6' 3"	6' 10"	6' 10"	6' 1"	6' 7"	6' 7"	5' 10"
362S162-54	50	12	13' 0"	11' 3"	9' 6"	12' 4"	10' 9"	9' 1"	11' 10"	10' 4"	8' 9"	11' 6"	10' 1"	8' 6"	11' 1"	9' 8"	8' 2"	10' 9"	9' 6"	8' 0"
	50	16	11' 9"	10' 3"	8' 8"	11' 3"	9' 9"	8' 3"	10' 9"	9' 6"	8' 0"	10' 6"	9' 1"	7' 8"	10' 1"	8' 9"	7' 6"	9' 9"	8' 7"	7' 2"
	50	24	10' 3"	9' 0"	7' 7"	9' 9"	8' 7"	7' 2"	9' 6"	8' 3"	7' 0"	9' 1"	8' 0"	6' 8"	8' 9"	7' 8"	6' 6"	8' 7"	7' 6"	6' 3"
362S162-68	50	12	13' 10"	12' 1"	10' 2"	13' 3"	11' 7"	9' 9"	12' 8"	11' 1"	9' 4"	12' 3"	10' 9"	9' 1"	11' 10"	10' 4"	8' 9"	11' 7"	10' 1"	8' 6"
	50	16	12' 7"	11' 0"	9' 3"	12' 0"	10' 6"	8' 10"	11' 7"	10' 1"	8' 6"	11' 2"	9' 9"	8' 2"	10' 9"	9' 6"	8' 0"	10' 6"	9' 2"	7' 9"
	50	24	11' 0"	9' 7"	8' 1"	10' 6"	9' 2"	7' 9"	10' 1"	8' 9"	7' 6"	9' 9"	8' 6"	7' 2"	9' 6"	8' 3"	7' 0"	9' 2"	8' 0"	6' 9"
362S162-97	50	12	15' 3"	13' 4"	11' 3"	14' 7"	12' 9"	10' 9"	14' 1"	12' 3"	10' 4"	13' 7"	11' 10"	10' 0"	13' 2"	11' 6"	9' 8"	12' 9"	11' 2"	9' 4"
	50	16	13' 10"	12' 1"	10' 2"	13' 3"	11' 7"	9' 9"	12' 9"	11' 2"	9' 4"	12' 3"	10' 9"	9' 1"	12' 0"	10' 4"	8' 9"	11' 7"	10' 1"	8' 7"
	50	24	12' 1"	10' 7"	8' 10"	11' 7"	10' 1"	8' 7"	11' 2"	9' 9"	8' 2"	10' 9"	9' 4"	7' 10"	10' 4"	9' 1"	7' 8"	10' 1"	8' 10"	7' 6"
362S200-33	33	12	10' 10"	10' 2"	8' 7"	10' 2"	9' 8"	8' 2"	9' 7"	9' 4"	7' 10"	9' 1"	9' 0"	7' 7"	8' 8"	8' 8"	7' 4"	8' 3"e	8' 3"e	7' 2"
	33	16	9' 4"	9' 3"	7' 9"	8' 9"	8' 9"	7' 6"	8' 3"e	8' 3"e	7' 2"	7' 10"e	7' 10"e	6' 10"	7' 6"e	7' 6"e	6' 8"	7' 2"e	7' 2"e	6' 6"e
	33	24	7' 8"e	7' 8"e	6' 9"	7' 2"e	7' 2"e	6' 6"e	6' 9"e	6' 9"e	6' 3"e	6' 4"e	6' 4"e	6' 1"e	6' 1"e	6' 1"e	5' 10"e	5' 10"e	5' 10"e	5' 8"e
362S200-43	33	12	12' 9"	11' 2"	9' 4"	12' 2"	10' 8"	9' 0"	11' 6"	10' 3"	8' 8"	11' 0"	9' 10"	8' 4"	10' 4"	9' 7"	8' 1"	10' 0"	9' 3"	7' 10"
	33	16	11' 3"	10' 1"	8' 6"	10' 7"	9' 8"	8' 2"	10' 0"	9' 3"	7' 10"	9' 6"	9' 0"	7' 7"	9' 0"	8' 8"	7' 4"	8' 8"	8' 6"	7' 1"
	33	24	9' 3"	8' 10"	7' 6"	8' 8"	8' 6"	7' 1"	8' 2"	8' 1"	6' 10"	7' 8"	7' 8"	6' 7"	7' 4"	7' 4"	6' 4"	7' 1"e	7' 1"e	6' 2"
362S200-54	50	12	13' 8"	12' 0"	10' 1"	13' 1"	11' 4"	9' 7"	12' 7"	11' 0"	9' 3"	12' 2"	10' 7"	9' 0"	11' 9"	10' 3"	8' 8"	11' 4"	10' 0"	8' 4"
	50	16	12' 4"	10' 10"	9' 2"	11' 10"	10' 4"	8' 9"	11' 4"	10' 0"	8' 4"	11' 0"	9' 7"	8' 1"	10' 8"	9' 3"	7' 10"	10' 4"	9' 1"	7' 8"
	50	24	10' 10"	9' 6"	8' 0"	10' 4"	9' 1"	7' 8"	10' 0"	8' 8"	7' 4"	9' 7"	8' 4"	7' 1"	9' 3"	8' 2"	6' 10"	9' 1"	7' 10"	6' 8"
362S200-68	50	12	14' 8"	12' 9"	10' 9"	14' 0"	12' 3"	10' 3"	13' 6"	11' 9"	9' 10"	13' 0"	11' 4"	9' 7"	12' 7"	11' 0"	9' 3"	12' 3"	10' 8"	9' 0"
	50	16	13' 3"	11' 7"	9' 9"	12' 8"	11' 1"	9' 4"	12' 3"	10' 8"	9' 0"	11' 9"	10' 3"	8' 8"	11' 6"	10' 0"	8' 4"	11' 1"	9' 8"	8' 2"
	50	24	11' 7"	10' 2"	8' 7"	11' 1"	9' 8"	8' 2"	10' 8"	9' 4"	7' 10"	10' 3"	9' 0"	7' 7"	10' 0"	8' 8"	7' 4"	9' 8"	8' 6"	7' 2"
362S200-97	50	12	16' 2"	14' 2"	11' 10"	15' 6"	13' 7"	11' 4"	14' 10"	13' 0"	11' 0"	14' 4"	12' 7"	10' 7"	14' 0"	12' 2"	10' 3"	13' 7"	11' 9"	10' 0"
	50	16	14' 8"	12' 10"	10' 10"	14' 1"	12' 3"	10' 4"	13' 7"	11' 9"	10' 0"	13' 1"	11' 4"	9' 7"	12' 8"	11' 1"	9' 3"	12' 3"	10' 9"	9' 1"
	50	24	12' 10"	11' 2"	9' 6"	12' 3"	10' 9"	9' 1"	11' 9"	10' 3"	8' 8"	11' 4"	10' 0"	8' 4"	11' 1"	9' 8"	8' 2"	10' 9"	9' 4"	7' 10"
362S250-33	33	12	11' 3"	10' 7"	8' 10"	10' 7"	10' 1"	8' 6"	10' 0"	9' 8"	8' 2"	9' 4"	9' 4"	7' 10"	9' 0"	9' 0"	7' 8"	8' 7"e	8' 7"e	7' 6"
	33	16	9' 9"	9' 7"	8' 1"	9' 1"	9' 1"	7' 9"	8' 7"e	8' 7"e	7' 6"	8' 2"e	8' 2"e	7' 2"	7' 9"e	7' 9"e	7' 0"e	7' 6"e	7' 6"e	6' 9"e
	33	24	8' 0"e	8' 0"e	7' 1"	7' 6"e	7' 6"e	6' 9"e	7' 0"e	7' 0"e	6' 6"e	6' 8"e	6' 8"e	6' 3"e	6' 4"e	6' 4"e	6' 1"e	6' 1"e	6' 1"e	5' 10"e
362S250-43	33	12	13' 4"	11' 8"	9' 10"	12' 7"	11' 2"	9' 6"	11' 10"	10' 9"	9' 1"	11' 3"	10' 4"	8' 9"	10' 8"	10' 1"	8' 6"	10' 3"	9' 9"	8' 3"
	33	16	11' 8"	10' 8"	9' 0"	10' 10"	10' 2"	8' 7"	10' 3"	9' 9"	8' 3"	9' 9"	9' 6"	8' 0"	9' 3"	9' 2"	7' 8"	8' 10"	8' 10"	7' 6"
	33	24	9' 6"	9' 3"	7' 10"	8' 10"	8' 10"	7' 6"	8' 4"	8' 4"	7' 2"	8' 0"	8' 0"	7' 0"	7' 7"e	7' 7"e	6' 9"	7' 3"e	7' 3"e	6' 7"
362S250-54	50	12	14' 2"	12' 4"	10' 6"	13' 7"	11' 10"	10' 0"	13' 1"	11' 4"	9' 8"	12' 8"	11' 1"	9' 3"	12' 3"	10' 8"	9' 0"	11' 10"	10' 4"	8' 9"
	50	16	12' 10"	11' 3"	9' 6"	12' 4"	10' 9"	9' 1"	11' 10"	10' 4"	8' 9"	11' 6"	10' 0"	8' 6"	11' 1"	9' 8"	8' 2"	10' 9"	9' 4"	8' 0"
	50	24	11' 3"	9' 10"	8' 3"	10' 9"	9' 4"	8' 0"	10' 4"	9' 1"	7' 8"	10' 0"	8' 9"	7' 4"	9' 8"	8' 6"	7' 2"	9' 4"	8' 3"	7' 0"
362S250-68	50	12	15' 4"	13' 6"	11' 4"	14' 9"	12' 10"	10' 10"	14' 2"	12' 4"	10' 6"	13' 8"	12' 0"	10' 1"	13' 3"	11' 7"	9' 9"	12' 10"	11' 3"	9' 6"
	50	16	14' 0"	12' 2"	10' 3"	13' 4"	11' 8"	9' 10"	12' 10"	11' 3"	9' 6"	12' 4"	10' 10"	9' 2"	12' 1"	10' 6"	8' 10"	11' 8"	10' 2"	8' 7"
	50	24	12' 2"	10' 8"	9' 0"	11' 8"	10' 2"	8' 7"	11' 3"	9' 9"	8' 3"	10' 10"	9' 6"	8' 0"	10' 6"	9' 2"	7' 9"	10' 2"	8' 10"	7' 6"
362S250-97	50	12	17' 2"	15' 0"	12' 7"	16' 4"	14' 3"	12' 1"	15' 9"	13' 9"	11' 7"	15' 2"	13' 3"	11' 2"	14' 9"	12' 10"	10' 10"	14' 3"	12' 6"	10' 7"
	50	16	15' 7"	13' 7"	11' 6"	14' 10"	13' 0"	11' 0"	14' 3"	12' 6"	10' 7"	13' 9"	12' 1"	10' 2"	13' 4"	11' 8"	9' 10"	13' 0"	11' 4"	9' 7"
	50	24	13' 7"	11' 10"	10' 0"	13' 0"	11' 4"	9' 7"	12' 6"	10' 10"	9' 2"	12' 1"	10' 7"	8' 10"	11' 8"	10' 2"	8' 7"	11' 4"	9' 10"	8' 4"
362S300-33	33	12	11' 6"	10' 10"	9' 2"	10' 9"	10' 4"	8' 9"	10' 2"	10' 0"	8' 6"	9' 7"	9' 7"	8' 2"	9' 2"e	9' 2"e	7' 10"	8' 9"e	8' 9"e	7' 8"
	33	16	10' 0"	9' 10"	8' 4"	9' 3"e	9' 3"e	8' 0"	8' 9"e	8' 9"e	7' 8"	8' 3"e	8' 3"e	7' 4"	8' 0"e	8' 0"e	7' 2"e	7' 7"e	7' 7"e	7' 0"e
	33	24	8' 1"e	8' 1"e	7' 3"e	7' 7"e	7' 7"e	7' 0"e	7' 2"e	7' 2"e	6' 8"e	6' 9"e	6' 9"e	6' 6"e	6' 6"e	6' 6"e	6' 3"e	6' 2"e	6' 2"e	6' 1"e
362S300-43	33	12	13' 7"	12' 1"	10' 2"	12' 8"	11' 7"	9' 8"	12' 0"	11' 1"	9' 4"	11' 4"	10' 8"	9' 0"	10' 10"	10' 4"	8' 9"	10' 4"	10' 1"	8' 6"
	33	16	11' 9"	11' 0"	9' 3"	11' 0"	10' 6"	8' 10"	10' 4"	10' 1"	8' 6"	9' 10"	9' 8"	8' 2"	9' 4"	9' 4"	8' 0"	9' 0"	9' 0"	7' 8"
	33	24	9' 7"	9' 7"	8' 1"	9' 0"	9' 0"	7' 8"	8' 6"	8' 6"	7' 4"	8' 1"	8' 1"	7' 2"	7' 8"e	7' 8"e	7' 0"	7' 4"e	7' 4"e	6' 9"
362S300-54	50	12	14' 7"	12' 9"	10' 9"	14' 0"	12' 2"	10' 3"	13' 6"	11' 9"	9' 10"	13' 0"	11' 4"	9' 7"	12' 7"	11' 0"	9' 3"	12' 2"	10' 8"	9' 0"
	50	16	13' 3"	11' 7"	9' 9"	12' 8"	11' 1"	9' 4"	12' 2"	10' 8"	9' 0"	11' 9"	10' 3"	8' 8"	11' 4"	10' 0"	8' 4"	11' 1"	9' 8"	8' 2"
	50	24	11' 7"	10' 2"	8' 7"	11' 1"	9' 8"	8' 2"	10' 8"	9' 3"	7' 10"	10' 3"	9' 0"	7' 7"	10' 0"	8' 8"	7' 4"	9' 8"	8' 6"	7' 2"
362S300-68	50	12	15' 10"	13' 10"	11' 8"	15' 2"	13' 3"	11' 2"	14' 8"	12' 9"	10' 9"	14' 1"	12' 4"	10' 4"	13' 8"	12' 0"	10' 1"	13' 3"	11' 7"	9' 9"
	50	16	14' 6"	12' 7"	10' 8"	13' 9"	12' 1"	10' 2"	13' 3"	11' 7"	9' 9"	12' 10"	11' 2"	9' 6"	12' 6"	10' 10"	9' 2"	12' 1"	10' 7"	8' 10"
	50	24	12' 7"	11' 0"	9' 3"	12' 1"	10' 7"	8' 10"	11' 7"	10' 2"	8' 7"	11' 2"	9' 9"	8' 3"	10' 10"	9' 6"	8' 0"	10' 7"	9' 2"	7' 9"
362S300-97	50	12	17' 10"	15' 8"	13' 2"	17' 1"	15' 0"	12' 7"	16' 6"	14' 4"	12' 1"	15' 10"	13' 10"	11' 8"	15' 4"	13' 6"	11' 4"	15' 0"	13' 1"	11' 0"
	50	16	16' 3"	14' 2"	12' 0"	15' 7"	13' 7"	11' 6"	15' 0"	13' 1"	11' 0"	14' 6"	12' 7"	10' 7"	14' 0"	12' 2"	10' 3"	13' 7"	11' 10"	10' 0"
	50	24	14' 2"	12' 4"	10' 6"	13' 7"	11' 10"	10' 0"	13' 1"	11' 4"	9' 7"	12' 7"	11' 0"	9' 3"	12' 2"	10' 8"	9' 0"	11' 10"	10' 4"	8' 9"

NOTES:

1) $p = I_w \{qC_eC_gC_p\}$; I_w of 0.75 has been incorpotated in the deflection values of the table.
The parameters in the bracket { } must be determined by the design professional in accordance with the NBCC.

2) "e" web stiffeners required at ends.

SINGLE SPAN CURTAIN WALL LIMITING HEIGHTS (ft-in.) continued

SPECIFIED LOADS			35 psf			40 psf			45 psf			50 psf			55 psf			60 psf		
Stud Member	F_y (ksi)	Spacing (in.) o.c.	L/240	L/360	L/600	L/240	L/360	L/600	L/240	L/360	L/600	L/240	L/360	L/600	L/240	L/360	L/600	L/240	L/360	L/600
400S125-33	33	12	8' 7"	8' 7"	8' 0"	8' 1"	8' 1"	7' 8"	7' 7"	7' 7"	7' 4"	7' 2"	7' 2"	7' 1"	6' 10"	6' 10"	6' 10"	6' 7"	6' 7"	6' 7"
	33	16	7' 6"	7' 6"	7' 3"	7' 0"	7' 0"	7' 0"	6' 7"	6' 7"	6' 7"	6' 3"	6' 3"	6' 3"	6' 0"	6' 0"	6' 0"	5' 8"	5' 8"	5' 8"
	33	24	6' 1"	6' 1"	6' 1"	5' 8"	5' 8"	5' 8"	5' 4"	5' 4"	5' 4"	5' 1"e	5' 1"e	5' 1"e	4' 10"e	4' 10"e	4' 10"e	4' 8"e	4' 8"e	4' 8"e
400S125-43	33	12	10' 4"	10' 4"	8' 9"	9' 8"	9' 8"	8' 4"	9' 2"	9' 2"	8' 1"	8' 8"	8' 8"	7' 9"	8' 3"	8' 3"	7' 6"	7' 10"	7' 10"	7' 3"
	33	16	9' 0"	9' 0"	8' 0"	8' 4"	8' 4"	7' 7"	7' 10"	7' 10"	7' 3"	7' 6"	7' 6"	7' 1"	7' 2"	7' 2"	6' 9"	6' 10"	6' 10"	6' 8"
	33	24	7' 4"	7' 4"	7' 0"	6' 10"	6' 10"	6' 8"	6' 6"	6' 6"	6' 4"	6' 2"	6' 2"	6' 2"	5' 10"	5' 10"	5' 10"	5' 7"	5' 7"	5' 7"
400S125-54	50	12	12' 8"	11' 1"	9' 4"	12' 2"	10' 7"	9' 0"	11' 8"	10' 2"	8' 7"	11' 3"	9' 10"	8' 3"	10' 10"	9' 7"	8' 1"	10' 7"	9' 3"	7' 9"
	50	16	11' 7"	10' 1"	8' 6"	11' 1"	9' 8"	8' 2"	10' 7"	9' 3"	7' 9"	10' 0"	9' 0"	7' 7"	9' 7"	8' 8"	7' 3"	9' 2"	8' 4"	7' 1"
	50	24	9' 9"	8' 9"	7' 4"	9' 2"	8' 4"	7' 1"	8' 7"	8' 1"	6' 9"	8' 2"	7' 9"	6' 7"	7' 9"	7' 7"	6' 4"	7' 6"	7' 4"	6' 2"
400S162-33	33	12	10' 10"	10' 6"	8' 9"	10' 2"	10' 0"	8' 6"	9' 7"	9' 7"	8' 1"	9' 1"	9' 1"	7' 9"	8' 8"	8' 8"	7' 7"	8' 3"e	8' 3"e	7' 4"
	33	16	9' 4"	9' 4"	8' 0"	8' 9"	8' 9"	7' 8"	8' 3"e	8' 3"e	7' 4"	7' 10"e	7' 10"e	7' 1"	7' 6"e	7' 6"e	6' 10"e	7' 2"e	7' 2"e	6' 8"e
	33	24	7' 8"e	7' 8"e	7' 0"e	7' 2"e	7' 2"e	6' 8"e	6' 9"e	6' 9"e	6' 6"e	6' 4"e	6' 4"e	6' 2"e	6' 1"e	6' 1"e	6' 0"e	5' 10"e	5' 10"e	5' 10"e
400S162-43	33	12	12' 10"	11' 4"	9' 7"	12' 1"	10' 10"	9' 2"	11' 4"	10' 6"	8' 9"	10' 9"	10' 1"	8' 6"	10' 3"	9' 9"	8' 3"	9' 10"	9' 6"	8' 0"
	33	16	11' 2"	10' 4"	8' 8"	10' 6"	9' 10"	8' 4"	9' 10"	9' 6"	8' 0"	9' 4"	9' 2"	7' 9"	8' 10"	8' 10"	7' 6"	8' 6"	8' 6"	7' 3"
	33	24	9' 1"	9' 0"	7' 7"	8' 6"	8' 6"	7' 3"	8' 1"	8' 1"	7' 0"	7' 7"	7' 7"	6' 9"	7' 3"	7' 3"	6' 7"	7' 0"e	7' 0"e	6' 4"
400S162-54	50	12	14' 0"	12' 2"	10' 3"	13' 4"	11' 8"	9' 10"	12' 10"	11' 2"	9' 6"	12' 4"	10' 9"	9' 2"	12' 0"	10' 6"	8' 10"	11' 8"	10' 2"	8' 7"
	50	16	12' 8"	11' 1"	9' 4"	12' 2"	10' 7"	9' 0"	11' 8"	10' 2"	8' 7"	11' 3"	9' 10"	8' 3"	10' 10"	9' 6"	8' 1"	10' 7"	9' 3"	7' 9"
	50	24	11' 1"	9' 8"	8' 2"	10' 7"	9' 3"	7' 9"	10' 2"	8' 10"	7' 6"	9' 10"	8' 7"	7' 3"	9' 6"	8' 3"	7' 0"	9' 3"	8' 1"	6' 9"
400S162-68	50	12	15' 0"	13' 1"	11' 0"	14' 3"	12' 6"	10' 6"	13' 9"	12' 0"	10' 1"	13' 3"	11' 7"	9' 9"	12' 10"	11' 2"	9' 6"	12' 6"	10' 10"	9' 2"
	50	16	13' 7"	11' 10"	10' 0"	13' 0"	11' 4"	9' 7"	12' 6"	10' 10"	9' 2"	12' 1"	10' 6"	8' 10"	11' 8"	10' 2"	8' 7"	11' 4"	9' 10"	8' 4"
	50	24	11' 10"	10' 4"	8' 9"	11' 4"	9' 10"	8' 4"	10' 10"	9' 6"	8' 1"	10' 6"	9' 2"	7' 9"	10' 2"	8' 10"	7' 6"	9' 10"	8' 8"	7' 3"
400S162-97	50	12	16' 6"	14' 4"	12' 2"	15' 9"	13' 9"	11' 8"	15' 2"	13' 3"	11' 2"	14' 8"	12' 9"	10' 9"	14' 2"	12' 4"	10' 6"	13' 9"	12' 1"	10' 2"
	50	16	15' 0"	13' 1"	11' 1"	14' 4"	12' 7"	10' 7"	13' 9"	12' 1"	10' 2"	13' 3"	11' 8"	9' 9"	12' 10"	11' 3"	9' 6"	12' 7"	11' 0"	9' 2"
	50	24	13' 1"	11' 6"	9' 8"	12' 7"	11' 0"	9' 2"	12' 1"	10' 6"	8' 10"	11' 8"	10' 2"	8' 7"	11' 3"	9' 10"	8' 3"	11' 0"	9' 7"	8' 1"
400S200-33	33	12	11' 6"	11' 0"	9' 3"	10' 9"	10' 6"	8' 10"	10' 2"	10' 1"	8' 6"	9' 7"	9' 7"	8' 2"	9' 2"e	9' 2"e	8' 0"	8' 9"e	8' 9"e	7' 8"
	33	16	10' 0"	10' 0"	8' 4"	9' 3"e	9' 3"e	8' 1"	8' 9"e	8' 9"e	7' 8"	8' 3"e	8' 3"e	7' 6"e	8' 0"e	8' 0"e	7' 2"e	7' 7"e	7' 7"e	7' 0"e
	33	24	8' 1"e	8' 1"e	7' 4"e	7' 7"e	7' 7"e	7' 0"e	7' 2"e	7' 2"e	6' 9"e	6' 9"e	6' 9"e	6' 6"e	6' 6"e	6' 6"e	6' 3"e	6' 2"e	6' 2"e	6' 1"e
400S200-43	33	12	13' 9"	12' 0"	10' 1"	13' 0"	11' 6"	9' 8"	12' 2"	11' 1"	9' 3"	11' 7"	10' 8"	9' 0"	11' 0"	10' 3"	8' 8"	10' 7"	10' 1"	8' 6"
	33	16	12' 0"	10' 10"	9' 2"	11' 2"	10' 6"	8' 9"	10' 7"	10' 1"	8' 6"	10' 0"	9' 8"	8' 2"	9' 7"	9' 4"	7' 10"	9' 2"	9' 1"	7' 8"
	33	24	9' 9"	9' 6"	8' 1"	9' 2"	9' 1"	7' 8"	8' 7"	8' 7"	7' 4"	8' 2"	8' 2"	7' 1"	7' 9"e	7' 9"e	6' 10"	7' 6"e	7' 6"e	6' 8"
400S200-54	50	12	14' 9"	12' 10"	10' 10"	14' 1"	12' 3"	10' 4"	13' 7"	11' 10"	10' 0"	13' 1"	11' 6"	9' 8"	12' 8"	11' 1"	9' 4"	12' 3"	10' 9"	9' 1"
	50	16	13' 4"	11' 8"	9' 10"	12' 9"	11' 2"	9' 6"	12' 3"	10' 9"	9' 1"	11' 10"	10' 4"	8' 9"	11' 6"	10' 1"	8' 6"	11' 2"	9' 9"	8' 3"
	50	24	11' 8"	10' 2"	8' 7"	11' 2"	9' 9"	8' 3"	10' 9"	9' 4"	7' 10"	10' 4"	9' 1"	7' 8"	10' 1"	8' 9"	7' 4"	9' 9"	8' 7"	7' 2"
400S200-68	50	12	15' 9"	13' 9"	11' 8"	15' 1"	13' 2"	11' 2"	14' 7"	12' 8"	10' 8"	14' 0"	12' 3"	10' 4"	13' 7"	11' 10"	10' 0"	13' 2"	11' 6"	9' 8"
	50	16	14' 4"	12' 7"	10' 7"	13' 8"	12' 0"	10' 1"	13' 2"	11' 6"	9' 8"	12' 9"	11' 2"	9' 4"	12' 4"	10' 9"	9' 1"	12' 0"	10' 6"	8' 10"
	50	24	12' 7"	11' 0"	9' 3"	12' 0"	10' 6"	8' 10"	11' 6"	10' 1"	8' 6"	11' 2"	9' 8"	8' 2"	10' 9"	9' 4"	8' 0"	10' 6"	9' 2"	7' 8"
400S200-97	50	12	17' 6"	15' 3"	12' 10"	16' 9"	14' 7"	12' 3"	16' 1"	14' 1"	11' 10"	15' 7"	13' 7"	11' 6"	15' 1"	13' 2"	11' 1"	14' 7"	12' 9"	10' 9"
	50	16	15' 10"	13' 10"	11' 8"	15' 2"	13' 3"	11' 2"	14' 7"	12' 9"	10' 9"	14' 1"	12' 3"	10' 4"	13' 8"	12' 0"	10' 1"	13' 3"	11' 7"	9' 9"
	50	24	13' 10"	12' 1"	10' 2"	13' 3"	11' 7"	9' 9"	12' 9"	11' 2"	9' 4"	12' 3"	10' 9"	9' 1"	12' 0"	10' 4"	8' 9"	11' 7"	10' 1"	8' 7"
400S250-33	33	12	11' 10"	11' 4"	9' 7"	11' 2"	10' 10"	9' 2"	10' 6"	10' 6"	8' 10"	10' 0"e	10' 0"e	8' 6"	9' 6"e	9' 6"e	8' 3"	9' 1"e	9' 1"e	8' 0"
	33	16	10' 3"	10' 3"	8' 8"	9' 8"e	9' 8"e	8' 4"	9' 1"e	9' 1"e	8' 0"	8' 7"e	8' 7"e	7' 9"e	8' 2"e	8' 2"e	7' 6"e	7' 10"e	7' 10"e	7' 3"e
	33	24	8' 4"e	8' 4"e	7' 7"e	7' 10"e	7' 10"e	7' 3"e	7' 4"e	7' 4"e	7' 0"e	7' 1"e	7' 1"e	6' 9"e	6' 8"e	6' 8"e	6' 7"e	6' 4"e	6' 4"e	6' 4"e
400S250-43	33	12	14' 2"	12' 7"	10' 8"	13' 3"	12' 1"	10' 2"	12' 7"	11' 7"	9' 9"	11' 10"	11' 2"	9' 6"	11' 4"	10' 10"	9' 2"	10' 10"	10' 7"	8' 10"
	33	16	12' 3"	11' 6"	9' 8"	11' 6"	11' 0"	9' 3"	10' 10"	10' 7"	8' 10"	10' 3"	10' 2"	8' 7"	9' 9"	9' 9"	8' 3"	9' 4"	9' 4"	8' 1"
	33	24	10' 1"	10' 0"	8' 6"	9' 4"	9' 4"	8' 1"	8' 10"	8' 10"	7' 9"	8' 4"e	8' 4"e	7' 6"	8' 0"e	8' 0"e	7' 3"	7' 8"e	7' 8"e	7' 1"e
400S250-54	50	12	15' 3"	13' 4"	11' 3"	14' 8"	12' 9"	10' 9"	14' 1"	12' 3"	10' 4"	13' 7"	11' 10"	10' 0"	13' 2"	11' 6"	9' 8"	12' 9"	11' 2"	9' 4"
	50	16	13' 10"	12' 2"	10' 3"	13' 3"	11' 7"	9' 9"	12' 9"	11' 2"	9' 4"	12' 4"	10' 9"	9' 1"	12' 0"	10' 6"	8' 9"	11' 7"	10' 2"	8' 7"
	50	24	12' 2"	10' 7"	9' 0"	11' 7"	10' 2"	8' 7"	11' 2"	9' 9"	8' 3"	10' 9"	9' 4"	8' 0"	10' 6"	9' 2"	7' 8"	10' 1"	8' 10"	7' 6"
400S250-68	50	12	16' 7"	14' 6"	12' 2"	15' 10"	13' 10"	11' 8"	15' 3"	13' 4"	11' 3"	14' 9"	12' 10"	10' 10"	14' 3"	12' 6"	10' 6"	13' 10"	12' 1"	10' 2"
	50	16	15' 1"	13' 2"	11' 1"	14' 4"	12' 7"	10' 7"	13' 10"	12' 1"	10' 2"	13' 4"	11' 8"	9' 10"	13' 0"	11' 3"	9' 7"	12' 7"	11' 0"	9' 3"
	50	24	13' 2"	11' 6"	9' 8"	12' 7"	11' 0"	9' 3"	12' 1"	10' 7"	8' 10"	11' 8"	10' 2"	8' 7"	11' 3"	9' 10"	8' 4"	11' 0"	9' 7"	8' 1"
400S250-97	50	12	18' 6"	16' 2"	13' 7"	17' 8"	15' 6"	13' 0"	17' 0"	14' 10"	12' 6"	16' 4"	14' 4"	12' 1"	15' 10"	13' 10"	11' 8"	15' 6"	13' 6"	11' 4"
	50	16	16' 9"	14' 8"	12' 4"	16' 1"	14' 0"	11' 9"	15' 6"	13' 6"	11' 4"	14' 10"	13' 0"	11' 0"	14' 6"	12' 7"	10' 8"	14' 0"	12' 3"	10' 3"
	50	24	14' 8"	12' 9"	10' 9"	14' 0"	12' 3"	10' 3"	13' 6"	11' 9"	10' 0"	13' 0"	11' 4"	9' 7"	12' 7"	11' 0"	9' 3"	12' 3"	10' 8"	9' 0"
400S300-33	33	12	12' 2"	11' 8"	9' 10"	11' 4"	11' 2"	9' 6"	10' 8"	10' 8"	9' 1"	10' 2"e	10' 2"e	8' 9"	9' 8"e	9' 8"e	8' 6"	9' 3"e	9' 3"e	8' 3"e
	33	16	10' 6"e	10' 6"e	9' 0"	9' 9"e	9' 9"e	8' 7"	9' 3"e	9' 3"e	8' 3"e	8' 9"e	8' 9"e	8' 0"e	8' 4"e	8' 4"e	7' 8"e	8' 0"e	8' 0"e	7' 6"e
	33	24	8' 7"e	8' 7"e	7' 10"e	8' 0"e	8' 0"e	7' 6"e	7' 7"e	7' 7"e	7' 2"e	7' 2"e	7' 2"e	7' 0"e	6' 10"e	6' 10"e	6' 9"e	6' 7"e	6' 7"e	6' 7"e
400S300-43	33	12	14' 4"	13' 0"	11' 0"	13' 6"	12' 4"	10' 6"	12' 8"	12' 0"	10' 1"	12' 0"	11' 6"	9' 8"	11' 6"	11' 2"	9' 4"	11' 0"	10' 10"	9' 2"
	33	16	12' 6"	11' 9"	10' 0"	11' 8"	11' 3"	9' 6"	11' 0"	10' 10"	9' 2"	10' 4"	10' 4"	8' 9"	9' 10"	9' 10"	8' 7"	9' 6"	9' 6"	8' 3"
	33	24	10' 2"	10' 2"	8' 8"	9' 6"	9' 6"	8' 3"	9' 0"	9' 0"	8' 0"	8' 6"e	8' 6"e	7' 8"	8' 1"e	8' 1"e	7' 6"e	7' 9"e	7' 9"e	7' 3"e
400S300-54	50	12	15' 9"	13' 9"	11' 7"	15' 1"	13' 2"	11' 1"	14' 6"	12' 8"	10' 8"	14' 0"	12' 2"	10' 3"	13' 7"	11' 9"	10' 0"	13' 2"	11' 6"	9' 8"
	50	16	14' 3"	12' 6"	10' 7"	13' 8"	12' 0"	10' 1"	13' 2"	11' 6"	9' 8"	12' 8"	11' 1"	9' 4"	12' 3"	10' 9"	9' 1"	12' 0"	10' 6"	8' 9"
	50	24	12' 6"	10' 10"	9' 2"	12' 0"	10' 6"	8' 9"	11' 6"	10' 1"	8' 6"	11' 1"	9' 8"	8' 2"	10' 8"	9' 4"	7' 10"	10' 3"	9' 1"	7' 8"
400S300-68	50	12	17' 1"	15' 0"	12' 7"	16' 4"	14' 3"	12' 1"	15' 9"	13' 9"	11' 7"	15' 2"	13' 3"	11' 2"	14' 8"	12' 10"	10' 10"	14' 3"	12' 6"	10' 7"
	50	16	15' 7"	13' 7"	11' 6"	14' 10"	13' 0"	11' 0"	14' 3"	12' 6"	10' 7"	13' 9"	12' 1"	10' 2"	13' 4"	11' 8"	9' 10"	13' 0"	11' 4"	9' 7"
	50	24	13' 7"	11' 10"	10' 0"	13' 0"	11' 4"	9' 7"	12' 6"	10' 10"	9' 2"	12' 1"	10' 7"	8' 10"	11' 8"	10' 2"	8' 7"	11' 4"	9' 10"	8' 4"
400S300-97	50	12	19' 3"	16' 10"	14' 2"	18' 6"	16' 1"	13' 7"	17' 8"	15' 6"	13' 1"	17' 1"	15' 0"	12' 7"	16' 7"	14' 6"	12' 2"	16' 1"	14' 1"	11' 10"
	50	16	17' 6"	15' 3"	12' 10"	16' 9"	14' 7"	12' 4"	16' 1"	14' 1"	11' 10"	15' 7"	13' 7"	11' 6"	15' 1"	13' 2"	11' 1"	14' 7"	12' 9"	10' 9"
	50	24	15' 3"	13' 4"	11' 3"	14' 7"	12' 9"	10' 9"	14' 1"	12' 3"	10' 4"	13' 7"	11' 10"	10' 0"	13' 2"	11' 6"	9' 8"	12' 9"	11' 2"	9' 4"

NOTES:

1) $p = I_w \{qC_eC_gC_p\}$; I_w of 0.75 has been incorpotated in the deflection values of the table.
The parameters in the bracket { } must be determined by the design professional in accordance with the NBCC.

2) "e" web stiffeners required at ends.

SINGLE SPAN CURTAIN WALL LIMITING HEIGHTS (ft-in.) continued

SPECIFIED LOADS			35 psf			40 psf			45 psf			50 psf			55 psf			60 psf		
Stud Member	F_y (ksi)	Spacing (in.) o.c.	L/240	L/360	L/600	L/240	L/360	L/600	L/240	L/360	L/600	L/240	L/360	L/600	L/240	L/360	L/600	L/240	L/360	L/600
600S125-33	33	12	10' 9"	10' 9"	10' 9"	10' 1"	10' 1"	10' 1"	9' 6"	9' 6"	9' 6"	9' 0"	9' 0"	9' 0"	8' 7"e	8' 7"e	8' 7"e	8' 3"e	8' 3"e	8' 3"e
	33	16	9' 4"	9' 4"	9' 4"	8' 9"e	8' 9"e	8' 9"e	8' 3"e	8' 3"e	8' 3"e	7' 9"e	7' 9"e	7' 9"e	7' 6"e	7' 6"e	7' 6"e	7' 2"e	7' 2"e	7' 2"e
	33	24	7' 7"e	7' 7"e	7' 7"e	7' 2"e	7' 2"e	7' 2"e	6' 8"e	6' 8"e	6' 8"e	6' 4"e	6' 4"e	6' 4"e	6' 1"e	6' 1"e	6' 1"e	5' 9"e	5' 9"e	5' 9"e
600S125-43	33	12	13' 2"	13' 2"	12' 1"	12' 3"	12' 3"	11' 7"	11' 7"	11' 7"	11' 2"	11' 0"	11' 0"	10' 9"	10' 6"	10' 6"	10' 4"	10' 1"	10' 1"	10' 1"
	33	16	11' 4"	11' 4"	11' 0"	10' 8"	10' 8"	10' 6"	10' 1"	10' 1"	10' 1"	9' 6"	9' 6"	9' 6"	9' 1"	9' 1"	9' 1"	8' 8"	8' 8"	8' 8"
	33	24	9' 3"	9' 3"	9' 3"	8' 8"	8' 8"	8' 8"	8' 2"	8' 2"	8' 2"	7' 9"e	7' 9"e	7' 9"e	7' 4"e	7' 4"e	7' 4"e	7' 1"e	7' 1"e	7' 1"e
600S125-54	50	12	17' 8"	15' 4"	13' 0"	16' 6"	14' 9"	12' 6"	15' 7"	14' 2"	12' 0"	14' 9"	13' 8"	11' 7"	14' 1"	13' 3"	11' 2"	13' 6"	12' 10"	10' 10"
	50	16	15' 3"	14' 0"	11' 9"	14' 3"	13' 4"	11' 3"	13' 6"	12' 10"	10' 10"	12' 9"	12' 6"	10' 6"	12' 2"	12' 1"	10' 2"	11' 8"	11' 8"	9' 10"
	50	24	12' 6"	12' 3"	10' 3"	11' 8"	11' 8"	9' 10"	11' 0"	11' 0"	9' 6"	10' 6"	10' 6"	9' 2"	10' 0"	10' 0"	8' 10"	9' 6"	9' 6"	8' 7"
600S162-33	33	12	13' 7"e	13' 7"e	12' 1"	12' 8"e	12' 8"e	11' 7"e	12' 0"e	12' 0"e	11' 2"e	11' 4"e	11' 4"e	10' 9"e	10' 10"e	10' 10"e	10' 4"e	10' 4"e	10' 4"e	10' 1"e
	33	16	11' 9"e	11' 9"e	11' 0"e	11' 0"e	11' 0"e	10' 6"e	10' 4"e	10' 4"e	10' 1"e	9' 10"e	9' 10"e	9' 9"e	9' 4"e	9' 4"e	9' 4"e	9' 0"e	9' 0"e	9' 0"e
	33	24	9' 7"e	9' 7"e	9' 7"e	9' 0"e	9' 0"e	9' 0"e	8' 6"e	8' 6"e	8' 6"e	8' 1"e	8' 1"e	8' 1"e	7' 8"e	7' 8"e	7' 8"e	7' 4"e	7' 4"e	7' 4"e
600S162-43	33	12	16' 3"	15' 8"	13' 2"	15' 2"	15' 0"	12' 7"	14' 4"	14' 4"	12' 2"	13' 7"	13' 7"	11' 8"	13' 0"	13' 0"	11' 4"	12' 4"	12' 4"	11' 0"
	33	16	14' 1"	14' 1"	12' 0"	13' 2"	13' 2"	11' 6"	12' 4"	12' 4"	11' 0"	11' 9"e	11' 9"e	10' 8"	11' 3"e	11' 3"e	10' 3"	10' 9"e	10' 9"e	10' 0"e
	33	24	11' 6"e	11' 6"e	10' 6"	10' 9"e	10' 9"e	10' 0"e	10' 2"e	10' 2"e	9' 7"e	9' 7"e	9' 7"e	9' 3"e	9' 2"e	9' 2"e	9' 0"e	8' 9"e	8' 9"e	8' 9"e
600S162-54	50	12	19' 2"	16' 9"	14' 2"	18' 4"	16' 1"	13' 7"	17' 8"	15' 6"	13' 0"	17' 1"	14' 10"	12' 7"	16' 7"	14' 6"	12' 2"	16' 1"	14' 0"	11' 9"
	50	16	17' 6"	15' 3"	12' 10"	16' 8"	14' 7"	12' 3"	16' 1"	14' 0"	11' 9"	15' 6"	13' 7"	11' 4"	15' 0"	13' 1"	11' 1"	14' 3"	12' 9"	10' 9"
	50	24	15' 3"	13' 3"	11' 3"	14' 3"	12' 9"	10' 9"	13' 6"	12' 3"	10' 4"	12' 9"	11' 9"	10' 0"	12' 2"	11' 6"	9' 8"	11' 8"	11' 2"	9' 4"
600S162-68	50	12	20' 7"	18' 0"	15' 2"	19' 8"	17' 2"	14' 6"	19' 0"	16' 7"	14' 0"	18' 3"	16' 0"	13' 6"	17' 8"	15' 6"	13' 1"	17' 2"	15' 1"	12' 8"
	50	16	18' 8"	16' 4"	13' 9"	17' 10"	15' 8"	13' 2"	17' 2"	15' 1"	12' 8"	16' 7"	14' 6"	12' 3"	16' 1"	14' 1"	11' 10"	15' 8"	13' 8"	11' 6"
	50	24	16' 4"	14' 3"	12' 1"	15' 8"	13' 8"	11' 6"	15' 1"	13' 2"	11' 1"	14' 6"	12' 8"	10' 8"	14' 1"	12' 3"	10' 4"	13' 7"	12' 0"	10' 1"
600S162-97	50	12	22' 10"	20' 0"	16' 9"	21' 10"	19' 1"	16' 1"	21' 0"	18' 4"	15' 6"	20' 3"	17' 8"	15' 0"	19' 8"	17' 2"	14' 6"	19' 1"	16' 8"	14' 1"
	50	16	20' 9"	18' 1"	15' 3"	19' 10"	17' 4"	14' 7"	19' 1"	16' 8"	14' 1"	18' 4"	16' 1"	13' 7"	17' 10"	15' 7"	13' 2"	17' 4"	15' 2"	12' 9"
	50	24	18' 1"	15' 10"	13' 4"	17' 4"	15' 2"	12' 9"	16' 8"	14' 7"	12' 3"	16' 1"	14' 1"	11' 10"	15' 7"	13' 7"	11' 6"	15' 2"	13' 2"	11' 2"
600S200-33	33	12	14' 7"e	14' 7"e	12' 8"	13' 7"e	13' 7"e	12' 1"e	12' 10"e	12' 10"e	11' 8"e	12' 2"e	12' 2"e	11' 3"e	11' 7"e	11' 7"e	10' 10"e	11' 1"e	11' 1"e	10' 7"e
	33	16	12' 7"e	12' 7"e	11' 6"e	11' 9"e	11' 9"e	11' 0"e	11' 1"e	11' 1"e	10' 7"e	10' 7"e	10' 7"e	10' 2"e	10' 1"e	10' 1"e	9' 10"e	9' 8"e	9' 8"e	9' 7"e
	33	24	10' 3"e	10' 3"e	10' 1"e	9' 8"e	9' 8"e	9' 7"e	9' 1"e	9' 1"e	9' 1"e	8' 7"e	8' 7"e	8' 7"e	8' 2"e	8' 2"e	8' 2"e	7' 10"e	7' 10"e	7' 10"e
600S200-43	33	12	17' 4"	16' 6"	13' 10"	16' 3"	15' 8"	13' 3"	15' 4"	15' 1"	12' 9"	14' 7"	14' 7"	12' 3"	13' 10"	13' 10"	11' 10"	13' 3"e	13' 3"e	11' 7"
	33	16	15' 1"	15' 0"	12' 7"	14' 1"	14' 1"	12' 1"	13' 3"e	13' 3"e	11' 7"	12' 7"e	12' 7"e	11' 2"	12' 0"e	12' 0"e	10' 9"e	11' 6"e	11' 6"e	10' 6"e
	33	24	12' 3"e	12' 3"e	11' 0"	11' 6"e	11' 6"e	10' 6"e	10' 10"e	10' 10"e	10' 1"e	10' 3"e	10' 3"e	9' 9"e	9' 9"e	9' 9"e	9' 6"e	9' 4"e	9' 4"e	9' 2"e
600S200-54	50	12	20' 2"	17' 8"	14' 10"	19' 3"	16' 10"	14' 3"	18' 7"	16' 2"	13' 8"	18' 0"	15' 8"	13' 2"	17' 4"	15' 2"	12' 9"	16' 10"	14' 9"	12' 6"
	50	16	18' 4"	16' 1"	13' 6"	17' 7"	15' 4"	12' 10"	16' 10"	14' 9"	12' 6"	16' 3"	14' 3"	12' 0"	15' 9"	13' 9"	11' 7"	15' 3"	13' 4"	11' 3"
	50	24	16' 1"	14' 0"	11' 9"	15' 3"	13' 4"	11' 3"	14' 6"	12' 10"	10' 10"	13' 8"	12' 6"	10' 6"	13' 1"	12' 1"	10' 2"	12' 6"	11' 8"	9' 10"
600S200-68	50	12	21' 8"	19' 0"	16' 0"	20' 9"	18' 1"	15' 3"	20' 0"	17' 4"	14' 8"	19' 3"	16' 9"	14' 2"	18' 8"	16' 3"	13' 9"	18' 1"	15' 9"	13' 4"
	50	16	19' 8"	17' 2"	14' 6"	18' 10"	16' 6"	13' 10"	18' 1"	15' 9"	13' 4"	17' 6"	15' 3"	12' 10"	17' 0"	14' 9"	12' 6"	16' 6"	14' 4"	12' 1"
	50	24	17' 2"	15' 0"	12' 8"	16' 6"	14' 4"	12' 1"	15' 9"	13' 9"	11' 8"	15' 3"	13' 4"	11' 3"	14' 9"	12' 10"	10' 10"	14' 4"	12' 7"	10' 7"
600S200-97	50	12	24' 1"	21' 0"	17' 9"	23' 0"	20' 1"	17' 0"	22' 2"	19' 4"	16' 3"	21' 4"	18' 8"	15' 9"	20' 8"	18' 1"	15' 3"	20' 1"	17' 7"	14' 9"
	50	16	21' 10"	19' 1"	16' 1"	20' 10"	18' 3"	15' 4"	20' 1"	17' 7"	14' 9"	19' 4"	17' 0"	14' 3"	18' 9"	16' 4"	13' 10"	18' 3"	16' 0"	13' 6"
	50	24	19' 1"	16' 8"	14' 1"	18' 3"	16' 0"	13' 6"	17' 7"	15' 4"	13' 0"	17' 0"	14' 9"	12' 6"	16' 4"	14' 4"	12' 1"	16' 0"	14' 0"	11' 9"
600S250-33	33	12	14' 10"e	14' 10"e	13' 1"	14' 0"e	14' 0"e	12' 6"e	13' 2"e	13' 2"e	12' 1"e	12' 6"e	12' 6"e	11' 7"e	11' 10"e	11' 10"e	11' 3"e	11' 4"e	11' 4"e	11' 0"e
	33	16	12' 10"e	12' 10"e	11' 10"e	12' 1"e	12' 1"e	11' 4"e	11' 4"e	11' 4"e	11' 0"e	10' 9"e	10' 9"e	10' 7"e	10' 3"e	10' 3"e	10' 2"e	9' 10"e	9' 10"e	9' 10"e
	33	24	10' 6"e	10' 6"e	10' 4"e	9' 10"e	9' 10"e	9' 10"e	9' 3"e	9' 3"e	9' 3"e	8' 9"e	8' 9"e	8' 9"e	8' 4"e	8' 4"e	8' 4"e	8' 1"e	8' 1"e	8' 1"e
600S250-43	33	12	17' 10"	17' 2"	14' 6"	16' 8"	16' 6"	13' 10"	15' 9"	15' 9"	13' 3"	15' 0"	15' 0"	12' 10"	14' 3"e	14' 3"e	12' 6"	13' 8"e	13' 8"e	12' 1"
	33	16	15' 6"	15' 6"	13' 2"	14' 6"	14' 6"	12' 7"	13' 8"e	13' 8"e	12' 1"	13' 0"e	13' 0"e	11' 8"e	12' 4"e	12' 4"e	11' 3"e	11' 9"e	11' 9"e	11' 0"e
	33	24	12' 8"e	12' 8"e	11' 6"e	11' 9"e	11' 9"e	11' 0"e	11' 2"e	11' 2"e	10' 7"e	10' 7"e	10' 7"e	10' 2"e	10' 1"e	10' 1"e	9' 10"e	9' 8"e	9' 8"e	9' 7"e
600S250-54	50	12	20' 10"	18' 3"	15' 4"	20' 0"	17' 6"	14' 8"	19' 2"	16' 9"	14' 2"	18' 7"	16' 2"	13' 8"	18' 0"	15' 8"	13' 2"	17' 6"	15' 3"	12' 10"
	50	16	19' 0"	16' 7"	14' 0"	18' 2"	15' 10"	13' 4"	17' 6"	15' 3"	12' 10"	16' 10"	14' 8"	12' 4"	16' 3"	14' 3"	12' 0"	15' 8"	13' 10"	11' 8"
	50	24	16' 7"	14' 6"	12' 2"	15' 8"	13' 10"	11' 8"	14' 9"	13' 3"	11' 2"	14' 1"	12' 10"	10' 10"	13' 4"	12' 6"	10' 6"	12' 9"	12' 1"	10' 2"
600S250-68	50	12	22' 8"	19' 9"	16' 8"	21' 8"	18' 10"	16' 0"	20' 9"	18' 2"	15' 4"	20' 1"	17' 7"	14' 9"	19' 6"	17' 0"	14' 4"	18' 10"	16' 6"	13' 10"
	50	16	20' 7"	18' 0"	15' 2"	19' 8"	17' 2"	14' 6"	18' 10"	16' 6"	13' 10"	18' 3"	16' 0"	13' 6"	17' 8"	15' 6"	13' 0"	17' 2"	15' 0"	12' 8"
	50	24	18' 0"	15' 8"	13' 2"	17' 2"	15' 0"	12' 8"	16' 6"	14' 4"	12' 2"	16' 0"	13' 10"	11' 9"	15' 6"	13' 6"	11' 4"	15' 0"	13' 1"	11' 1"
600S250-97	50	12	25' 3"	22' 1"	18' 7"	24' 2"	21' 1"	17' 9"	23' 3"	20' 3"	17' 1"	22' 6"	19' 7"	16' 7"	21' 9"	19' 0"	16' 0"	21' 1"	18' 6"	15' 7"
	50	16	23' 0"	20' 1"	16' 10"	22' 0"	19' 2"	16' 2"	21' 1"	18' 6"	15' 7"	20' 4"	17' 9"	15' 0"	19' 9"	17' 3"	14' 7"	19' 2"	16' 9"	14' 2"
	50	24	20' 1"	17' 6"	14' 9"	19' 2"	16' 9"	14' 2"	18' 6"	16' 1"	13' 7"	17' 9"	15' 7"	13' 1"	17' 3"	15' 1"	12' 8"	16' 9"	14' 8"	12' 4"
600S300-33	33	12	15' 1"e	15' 1"e	13' 6"e	14' 1"e	14' 1"e	12' 10"e	13' 3"e	13' 3"e	12' 4"e	12' 8"e	12' 8"e	12' 0"e	12' 1"e	12' 1"e	11' 7"e	11' 7"e	11' 7"e	11' 2"e
	33	16	13' 1"e	13' 1"e	12' 2"e	12' 3"e	12' 3"e	11' 8"e	11' 7"e	11' 7"e	11' 2"e	11' 0"e	11' 0"e	10' 10"e	10' 6"e	10' 6"e	10' 6"e	10' 0"e	10' 0"e	10' 0"e
	33	24	10' 8"e	10' 8"e	10' 8"e	10' 0"e	10' 0"e	10' 0"e	9' 4"e	9' 4"e	9' 4"e	8' 10"e	8' 10"e	8' 10"e	8' 6"e	8' 6"e	8' 6"e	8' 2"e	8' 2"e	8' 2"e
600S300-43	33	12	18' 2"	17' 7"	14' 10"	17' 0"	16' 10"	14' 2"	16' 1"	16' 1"	13' 8"	15' 2"	15' 2"	13' 2"	14' 6"e	14' 6"e	12' 9"	13' 10"e	13' 10"e	12' 4"
	33	16	15' 9"	15' 9"	13' 6"	14' 8"e	14' 8"e	12' 10"	13' 10"e	13' 10"e	12' 4"	13' 2"e	13' 2"e	12' 0"e	12' 7"e	12' 7"e	11' 7"e	12' 0"e	12' 0"e	11' 3"e
	33	24	12' 10"e	12' 10"e	11' 9"e	12' 0"e	12' 0"e	11' 3"e	11' 4"e	11' 4"e	10' 10"e	10' 9"e	10' 9"e	10' 6"e	10' 3"e	10' 3"e	10' 2"e	9' 9"e	9' 9"e	9' 9"e
600S300-54	50	12	21' 4"	18' 8"	15' 9"	20' 6"	17' 10"	15' 1"	19' 8"	17' 2"	14' 6"	19' 0"	16' 7"	14' 0"	18' 4"	16' 1"	13' 7"	17' 10"	15' 7"	13' 2"
	50	16	19' 6"	17' 0"	14' 3"	18' 7"	16' 3"	13' 8"	17' 10"	15' 7"	13' 2"	17' 3"	15' 1"	12' 8"	16' 8"	14' 7"	12' 3"	16' 0"	14' 2"	12' 0"
	50	24	17' 0"	14' 9"	12' 6"	16' 0"	14' 2"	12' 0"	15' 1"	13' 8"	11' 6"	14' 3"	13' 2"	11' 1"	13' 7"	12' 9"	10' 9"	13' 0"	12' 4"	10' 6"
600S300-68	50	12	23' 3"	20' 3"	17' 2"	22' 3"	19' 6"	16' 4"	21' 4"	18' 8"	15' 9"	20' 8"	18' 1"	15' 2"	20' 0"	17' 6"	14' 9"	19' 6"	17' 0"	14' 3"
	50	16	21' 2"	18' 6"	15' 7"	20' 2"	17' 8"	14' 10"	19' 6"	17' 0"	14' 3"	18' 9"	16' 4"	13' 9"	18' 2"	15' 10"	13' 4"	17' 8"	15' 4"	13' 0"
	50	24	18' 6"	16' 1"	13' 7"	17' 8"	15' 4"	13' 0"	17' 0"	14' 9"	12' 6"	16' 4"	14' 3"	12' 1"	15' 10"	13' 10"	11' 8"	15' 2"	13' 6"	11' 4"
600S300-97	50	12	26' 2"	22' 10"	19' 3"	25' 1"	21' 10"	18' 6"	24' 1"	21' 1"	17' 9"	23' 3"	20' 4"	17' 2"	22' 7"	19' 8"	16' 7"	21' 10"	19' 2"	16' 2"
	50	16	23' 9"	20' 9"	17' 7"	22' 9"	19' 10"	16' 9"	21' 10"	19' 2"	16' 2"	21' 2"	18' 6"	15' 7"	20' 6"	17' 10"	15' 1"	19' 10"	17' 4"	14' 8"
	50	24	20' 9"	18' 2"	15' 3"	19' 10"	17' 4"	14' 8"	19' 2"	16' 8"	14' 1"	18' 6"	16' 2"	13' 7"	17' 10"	15' 8"	13' 2"	17' 4"	15' 2"	12' 9"

NOTES:

1) $p = I_w \{qC_eC_gC_p\}$; I_w of 0.75 has been incorpotated in the deflection values of the table.
The parameters in the bracket { } must be determined by the design professional in accordance with the NBCC.

2) "e" web stiffeners required at ends.

SINGLE SPAN CURTAIN WALL LIMITING HEIGHTS (ft-in.) continued

SPECIFIED LOADS			35 psf			40 psf			45 psf			50 psf			55 psf			60 psf		
Stud Member	F_y (ksi)	Spacing (in.) o.c.	L/240	L/360	L/600	L/240	L/360	L/600	L/240	L/360	L/600	L/240	L/360	L/600	L/240	L/360	L/600	L/240	L/360	L/600
800S162-43	33	12	19' 0"e	19' 0"e	16' 6"e	17' 9"e	17' 9"e	15' 9"e	16' 8"e	16' 8"e	15' 1"e	15' 10"e	15' 10"e	14' 7"e	15' 1"e	15' 1"e	14' 2"e	14' 6"e	14' 6"e	13' 9"e
	33	16	16' 4"e	16' 4"e	15' 0"e	15' 4"e	15' 4"e	14' 3"e	14' 6"e	14' 6"e	13' 9"e	13' 9"e	13' 9"e	13' 3"e	13' 1"e	13' 1"e	12' 10"e	12' 7"e	12' 7"e	12' 6"e
	33	24	13' 4"e	13' 4"e	13' 1"e	12' 7"e	12' 7"e	12' 6"e	11' 9"e	11' 9"e	11' 9"e	11' 2"e	11' 2"e	11' 2"e	10' 8"e	10' 8"e	10' 8"e	10' 3"e	10' 3"e	10' 3"e
800S162-54	50	12	24' 0"	21' 0"	17' 8"	23' 0"	20' 1"	16' 10"	22' 1"	19' 3"	16' 3"	21' 2"	18' 7"	15' 8"	20' 2"	18' 1"	15' 2"	19' 3"e	17' 6"	14' 9"
	50	16	21' 9"	19' 1"	16' 1"	20' 6"	18' 2"	15' 4"	19' 3"e	17' 6"	14' 9"	18' 3"e	16' 10"	14' 3"	17' 6"e	16' 4"e	13' 9"	16' 8"e	15' 10"e	13' 4"
	50	24	17' 10"e	16' 8"e	14' 1"	16' 8"e	15' 10"e	13' 4"	15' 9"e	15' 3"e	12' 10"e	15' 0"e	14' 9"e	12' 6"e	14' 3"e	14' 3"e	12' 1"e	13' 8"e	13' 8"e	11' 8"e
800S162-68	50	12	26' 0"	22' 8"	19' 2"	24' 10"	21' 8"	18' 3"	23' 10"	20' 10"	17' 7"	23' 1"	20' 2"	17' 0"	22' 4"	19' 6"	16' 6"	21' 8"	19' 0"	16' 0"
	50	16	23' 7"	20' 7"	17' 4"	22' 7"	19' 8"	16' 7"	21' 8"	19' 0"	16' 0"	21' 0"	18' 3"	15' 6"	20' 3"	17' 8"	15' 0"	19' 7"	17' 2"	14' 6"
	50	24	20' 7"	18' 0"	15' 2"	19' 7"	17' 2"	14' 6"	18' 6"	16' 7"	14' 0"	17' 6"	16' 0"	13' 6"	16' 8"e	15' 6"	13' 1"	16' 0"e	15' 1"e	12' 8"
800S162-97	50	12	28' 10"	25' 3"	21' 3"	27' 8"	24' 2"	20' 4"	26' 7"	23' 2"	19' 7"	25' 8"	22' 4"	18' 10"	24' 10"	21' 8"	18' 3"	24' 2"	21' 1"	17' 9"
	50	16	26' 3"	23' 0"	19' 4"	25' 1"	22' 0"	18' 6"	24' 2"	21' 1"	17' 9"	23' 3"	20' 4"	17' 2"	22' 7"	19' 8"	16' 8"	22' 0"	19' 2"	16' 2"
	50	24	23' 0"	20' 1"	16' 10"	22' 0"	19' 2"	16' 2"	21' 1"	18' 4"	15' 7"	20' 4"	17' 9"	15' 0"	19' 8"	17' 3"	14' 7"	19' 2"	16' 9"	14' 1"
800S200-43	33	12	20' 4"e	20' 4"e	17' 4"e	19' 1"e	19' 1"e	16' 8"e	18' 0"e	18' 0"e	16' 0"e	17' 1"e	17' 1"e	15' 6"e	16' 3"e	16' 3"e	15' 0"e	15' 7"e	15' 7"e	14' 7"e
	33	16	17' 8"e	17' 8"e	15' 9"e	16' 6"e	16' 6"e	15' 1"e	15' 7"e	15' 7"e	14' 7"e	14' 9"e	14' 9"e	14' 1"e	14' 1"e	14' 1"e	13' 7"e	13' 6"e	13' 6"e	13' 2"e
	33	24	14' 4"e	14' 4"e	13' 9"e	13' 6"e	13' 6"e	13' 2"e	12' 8"e	12' 8"e	12' 8"e	12' 1"e	12' 1"e	12' 1"e	11' 6"e	11' 6"e	11' 6"e	11' 0"e	11' 0"e	11' 0"e
800S200-54	50	12	25' 4"	22' 2"	18' 8"	24' 3"	21' 2"	17' 10"	23' 4"	20' 4"	17' 2"	22' 7"	19' 8"	16' 7"	21' 7"e	19' 1"	16' 1"	20' 8"e	18' 6"	15' 7"
	50	16	23' 1"	20' 2"	17' 0"	22' 0"e	19' 3"	16' 3"	20' 8"e	18' 6"	15' 7"	19' 8"e	17' 10"e	15' 1"	18' 8"e	17' 3"e	14' 7"	17' 10"e	16' 9"e	14' 2"
	50	24	19' 2"e	17' 7"e	14' 10"	17' 10"e	16' 9"e	14' 2"	16' 10"e	16' 2"e	13' 8"e	16' 0"e	15' 7"e	13' 2"e	15' 3"e	15' 1"e	12' 9"e	14' 8"e	14' 8"e	12' 4"e
800S200-68	50	12	27' 3"	23' 9"	20' 1"	26' 1"	22' 9"	19' 2"	25' 1"	21' 10"	18' 6"	24' 2"	21' 2"	17' 9"	23' 6"	20' 6"	17' 3"	22' 9"	19' 10"	16' 9"
	50	16	24' 9"	21' 7"	18' 3"	23' 8"	20' 8"	17' 6"	22' 9"	19' 10"	16' 9"	22' 0"	19' 2"	16' 2"	21' 3"	18' 7"	15' 8"	20' 8"	18' 1"	15' 3"
	50	24	21' 7"	18' 10"	16' 0"	20' 8"	18' 1"	15' 3"	19' 9"e	17' 4"	14' 8"	18' 9"e	16' 9"	14' 2"	17' 10"e	16' 3"e	13' 8"	17' 1"e	15' 9"e	13' 3"
800S200-97	50	12	30' 3"	26' 6"	22' 4"	29' 0"	25' 3"	21' 4"	27' 10"	24' 4"	20' 7"	26' 10"	23' 6"	19' 9"	26' 1"	22' 9"	19' 2"	25' 3"	22' 1"	18' 8"
	50	16	27' 7"	24' 1"	20' 3"	26' 4"	23' 0"	19' 4"	25' 3"	22' 1"	18' 8"	24' 6"	21' 4"	18' 0"	23' 8"	20' 8"	17' 6"	23' 0"	20' 1"	17' 0"
	50	24	24' 1"	21' 0"	17' 8"	23' 0"	20' 1"	17' 0"	22' 1"	19' 3"	16' 3"	21' 4"	18' 8"	15' 9"	20' 8"	18' 1"	15' 3"	20' 1"	17' 7"	14' 9"
800S250-43	33	12	20' 10"e	20' 10"e	18' 1"e	19' 6"e	19' 6"e	17' 3"e	18' 4"e	18' 4"e	16' 8"e	17' 6"e	17' 6"e	16' 1"e	16' 8"e	16' 8"e	15' 7"e	16' 0"e	16' 0"e	15' 1"e
	33	16	18' 1"e	18' 1"e	16' 6"e	16' 10"e	16' 10"e	15' 9"e	16' 0"e	16' 0"e	15' 1"e	15' 1"e	15' 1"e	14' 7"e	14' 4"e	14' 4"e	14' 2"e	13' 9"e	13' 9"e	13' 9"e
	33	24	14' 9"e	14' 9"e	14' 4"e	13' 9"e	13' 9"e	13' 9"e	13' 0"e	13' 0"e	13' 0"e	12' 4"e	12' 4"e	12' 4"e	11' 9"e	11' 9"e	11' 9"e	11' 3"e	11' 3"e	11' 3"e
800S250-54	50	12	26' 1"	22' 9"	19' 3"	25' 0"	21' 9"	18' 4"	24' 0"	21' 0"	17' 8"	23' 2"e	20' 3"	17' 1"	22' 2"e	19' 7"	16' 7"	21' 2"e	19' 1"	16' 1"
	50	16	23' 9"	20' 8"	17' 6"	22' 6"e	19' 9"	16' 8"	21' 2"e	19' 1"	16' 1"	20' 1"e	18' 4"e	15' 6"	19' 2"e	17' 9"e	15' 1"	18' 4"e	17' 3"e	14' 7"e
	50	24	19' 7"e	18' 1"e	15' 3"	18' 4"e	17' 3"e	14' 7"e	17' 3"e	16' 8"e	14' 1"e	16' 4"e	16' 1"e	13' 7"e	15' 8"e	15' 7"e	13' 2"e	15' 0"e	15' 0"e	12' 9"e
800S250-68	50	12	28' 3"	24' 9"	20' 10"	27' 1"	23' 8"	20' 0"	26' 1"	22' 9"	19' 2"	25' 2"	22' 0"	18' 6"	24' 4"	21' 3"	18' 0"	23' 8"	20' 8"	17' 6"
	50	16	25' 9"	22' 6"	19' 0"	24' 7"	21' 6"	18' 2"	23' 8"	20' 8"	17' 6"	22' 10"	20' 0"	16' 10"	22' 2"	19' 4"	16' 3"	21' 6"	18' 9"	15' 10"
	50	24	22' 6"	19' 8"	16' 7"	21' 6"	18' 9"	15' 10"	20' 3"e	18' 1"	15' 2"	19' 2"e	17' 6"	14' 8"	18' 3"e	16' 10"e	14' 3"	17' 7"e	16' 4"e	13' 10"
800S250-97	50	12	31' 8"	27' 8"	23' 4"	30' 3"	26' 6"	22' 3"	29' 2"	25' 6"	21' 6"	28' 2"	24' 7"	20' 8"	27' 3"	23' 9"	20' 1"	26' 6"	23' 1"	19' 6"
	50	16	28' 9"	25' 2"	21' 2"	27' 7"	24' 1"	20' 3"	26' 6"	23' 1"	19' 6"	25' 7"	22' 3"	18' 9"	24' 9"	21' 7"	18' 3"	24' 1"	21' 0"	17' 8"
	50	24	25' 2"	22' 0"	18' 6"	24' 1"	21' 0"	17' 8"	23' 1"	20' 2"	17' 1"	22' 3"	19' 6"	16' 6"	21' 7"	18' 10"	15' 10"	21' 0"	18' 4"	15' 6"
800S300-43	33	12	21' 2"e	21' 2"e	18' 6"e	19' 9"e	19' 9"e	17' 8"e	18' 8"e	18' 8"e	17' 1"e	17' 8"e	17' 8"e	16' 6"e	16' 10"e	16' 10"e	16' 0"e	16' 2"e	16' 2"e	15' 6"e
	33	16	18' 4"e	18' 4"e	16' 9"e	17' 2"e	17' 2"e	16' 1"e	16' 2"e	16' 2"e	15' 6"e	15' 4"e	15' 4"e	15' 0"e	14' 7"e	14' 7"e	14' 6"e	14' 0"e	14' 0"e	14' 0"e
	33	24	15' 0"e	15' 0"e	14' 8"e	14' 0"e	14' 0"e	14' 0"e	13' 2"e	13' 2"e	13' 2"e	12' 6"e	12' 6"e	12' 6"e	12' 0"e	12' 0"e	12' 0"e	11' 4"e	11' 4"e	11' 4"e
800S300-54	50	12	26' 8"	23' 4"	19' 8"	25' 7"	22' 3"	18' 9"	24' 7"	21' 6"	18' 1"	23' 7"e	20' 8"	17' 6"	22' 6"e	20' 1"	16' 10"	21' 6"e	19' 6"e	16' 6"
	50	16	24' 3"	21' 2"	17' 10"	22' 9"e	20' 3"	17' 1"	21' 6"e	19' 6"e	16' 6"	20' 4"e	18' 9"e	15' 10"	19' 6"e	18' 2"e	15' 4"	18' 7"e	17' 8"e	15' 0"e
	50	24	19' 10"e	18' 6"e	15' 7"	18' 7"e	17' 8"e	15' 0"e	17' 7"e	17' 0"e	14' 4"e	16' 8"e	16' 6"e	13' 10"e	15' 10"e	15' 10"e	13' 4"e	15' 2"e	15' 2"e	13' 1"e
800S300-68	50	12	29' 1"	25' 4"	21' 4"	27' 9"	24' 3"	20' 6"	26' 8"	23' 3"	19' 8"	25' 9"	22' 6"	19' 0"	25' 0"	21' 9"	18' 4"	24' 3"	21' 2"	17' 10"
	50	16	26' 4"	23' 1"	19' 4"	25' 2"	22' 1"	18' 7"	24' 3"	21' 2"	17' 10"	23' 4"	20' 6"	17' 3"	22' 8"	19' 9"	16' 8"	21' 10"	19' 3"	16' 3"
	50	24	23' 1"	20' 1"	17' 0"	21' 10"	19' 3"	16' 3"	20' 7"e	18' 6"	15' 7"	19' 7"e	17' 10"e	15' 1"	18' 7"e	17' 3"e	14' 7"	17' 10"e	16' 9"e	14' 2"
800S300-97	50	12	32' 9"	28' 7"	24' 1"	31' 3"	27' 4"	23' 1"	30' 1"	26' 3"	22' 2"	29' 1"	25' 4"	21' 4"	28' 2"	24' 7"	20' 9"	27' 4"	23' 10"	20' 2"
	50	16	29' 9"	26' 0"	21' 10"	28' 6"	24' 10"	21' 0"	27' 4"	23' 10"	20' 2"	26' 4"	23' 1"	19' 6"	25' 7"	22' 4"	18' 10"	24' 10"	21' 8"	18' 3"
	50	24	26' 0"	22' 8"	19' 2"	24' 10"	21' 8"	18' 3"	23' 10"	20' 10"	17' 7"	23' 1"	20' 2"	17' 0"	22' 4"	19' 6"	16' 6"	21' 8"	19' 0"	16' 0"

NOTES:

1) $p = I_w \{qC_eC_gC_p\}$; I_w of 0.75 has been incorpotated in the deflection values of the table.
The parameters in the bracket { } must be determined by the design professional in accordance with the NBCC.

2) "e" web stiffeners required at ends.

DOUBLE SPAN CURTAIN WALL LIMITING HEIGHTS (ft-in.)

SPECIFIED LOADS			5 psf			10 psf			15 psf			20 psf			25 psf			30 psf		
Stud Member	F_y (ksi)	Spacing (in.) o.c.	L/120	L/240	L/360	L/240	L/360	L/600	L/240	L/360	L/600	L/240	L/360	L/600	L/240	L/360	L/600	L/240	L/360	L/600
362S125-33	33	12	21' 7"	21' 7"	21' 7"	15' 3"	15' 3"	15' 1"	12' 6"	12' 6"	12' 6"	10' 9"	10' 9"	10' 9"	9' 7"	9' 7"	9' 7"	8' 9"	8' 9"	8' 9"
	33	16	18' 8"	18' 8"	18' 8"	13' 2"	13' 2"	13' 2"	10' 9"	10' 9"	10' 9"	9' 3"	9' 3"	9' 3"	8' 4"	8' 4"	8' 4"	7' 7"	7' 7"	7' 7"
	33	24	15' 3"	15' 3"	15' 3"	10' 9"	10' 9"	10' 9"	8' 9"	8' 9"	8' 9"	7' 7"	7' 7"	7' 7"	6' 9"i	6' 9"i	6' 9"i	6' 1"i	6' 1"i	6' 1"i
362S125-43	33	12	25' 10"	25' 10"	24' 7"	18' 3"	18' 3"	16' 4"	15' 0"	15' 0"	14' 4"	13' 0"	13' 0"	13' 0"	11' 7"	11' 7"	11' 7"	10' 7"	10' 7"	10' 7"
	33	16	22' 4"	22' 4"	22' 3"	15' 10"	15' 10"	14' 10"	13' 0"	13' 0"	13' 0"	11' 2"	11' 2"	11' 2"	10' 0"	10' 0"	10' 0"	9' 2"	9' 2"	9' 2"
	33	24	18' 3"	18' 3"	18' 3"	13' 0"	13' 0"	13' 0"	10' 7"	10' 7"	10' 7"	9' 2"	9' 2"	9' 2"	8' 2"	8' 2"	8' 2"	7' 6"	7' 6"	7' 6"
362S125-54	50	12	34' 6"	30' 1"	26' 3"	23' 10"	20' 10"	17' 7"	19' 10"	18' 2"	15' 4"	17' 2"	16' 6"	14' 0"	15' 4"	15' 4"	13' 0"	14' 1"	14' 1"	12' 2"
	50	16	29' 10"	27' 3"	23' 10"	21' 1"	18' 10"	16' 0"	17' 2"	16' 6"	14' 0"	14' 10"	14' 10"	12' 8"	13' 4"	13' 4"	11' 9"	12' 2"	12' 2"	11' 1"
	50	24	24' 4"	23' 10"	20' 10"	17' 2"	16' 6"	14' 0"	14' 1"	14' 1"	12' 2"	12' 2"	12' 2"	11' 1"	10' 10"	10' 10"	10' 3"	10' 0"	10' 0"	9' 8"
362S162-33	33	12	27' 2"	27' 2"	24' 9"	19' 1"	19' 1"	16' 7"	15' 6"	15' 6"	14' 6"	13' 3"	13' 3"	13' 2"	11' 9"	11' 9"	11' 9"	10' 8"i	10' 8"i	10' 8"i
	33	16	23' 7"	23' 7"	22' 6"	16' 6"	16' 6"	15' 1"	13' 3"	13' 3"	13' 2"	11' 4"	11' 4"	11' 4"	10' 1"i	10' 1"i	10' 1"i	9' 1"i	9' 1"i	9' 1"i
	33	24	19' 1"	19' 1"	19' 1"	13' 3"	13' 3"	13' 2"	10' 8"i	10' 8"i	10' 8"i	9' 1"i	9' 1"i	9' 1"i	8' 0"i	8' 0"i	8' 0"i	7' 2"i	7' 2"i	7' 2"i
362S162-43	33	12	32' 2"	30' 10"	27' 0"	22' 7"	21' 4"	18' 1"	18' 3"	18' 3"	15' 9"	15' 9"	15' 9"	14' 3"	14' 0"	14' 0"	13' 3"	12' 8"	12' 8"	12' 6"
	33	16	27' 9"	27' 9"	24' 6"	19' 6"	19' 6"	16' 4"	15' 9"	15' 9"	14' 3"	13' 6"	13' 6"	13' 0"	12' 0"	12' 0"	12' 0"	10' 10"	10' 10"	10' 10"
	33	24	22' 7"	22' 7"	21' 4"	15' 9"	15' 9"	14' 3"	12' 8"	12' 8"	12' 6"	10' 10"	10' 10"	10' 10"	9' 7"	9' 7"	9' 7"	8' 7"	8' 7"	8' 7"
362S162-54	50	12	41' 8"	33' 1"	28' 10"	26' 3"	22' 10"	19' 4"	22' 10"	20' 0"	16' 10"	20' 9"	18' 2"	15' 4"	19' 0"	16' 10"	14' 3"	17' 2"	15' 10"	13' 4"
	50	16	37' 1"	30' 1"	26' 3"	23' 10"	20' 9"	17' 7"	20' 9"	18' 2"	15' 4"	18' 3"	16' 6"	14' 0"	16' 3"	15' 4"	13' 0"	14' 9"	14' 6"	12' 2"
	50	24	30' 3"	26' 3"	22' 10"	20' 9"	18' 2"	15' 4"	17' 2"	15' 10"	13' 4"	14' 9"	14' 6"	12' 2"	13' 1"	13' 1"	11' 3"	11' 9"	11' 9"	10' 8"
362S162-68	50	12	44' 7"	35' 4"	30' 10"	28' 1"	24' 7"	20' 8"	24' 7"	21' 4"	18' 1"	22' 3"	19' 6"	16' 4"	20' 8"	18' 1"	15' 3"	19' 4"	17' 0"	14' 4"
	50	16	40' 6"	32' 2"	28' 1"	25' 6"	22' 3"	18' 9"	22' 3"	19' 6"	16' 4"	20' 3"	17' 8"	14' 10"	18' 3"	16' 4"	13' 10"	16' 7"	15' 6"	13' 0"
	50	24	34' 7"	28' 1"	24' 7"	22' 3"	19' 6"	16' 4"	19' 4"	17' 0"	14' 4"	16' 7"	15' 6"	13' 0"	14' 7"	14' 4"	12' 1"	13' 1"	13' 1"	11' 4"
362S162-97	50	12	49' 2"	39' 1"	34' 1"	31' 0"	27' 1"	22' 9"	27' 1"	23' 8"	20' 0"	24' 7"	21' 6"	18' 1"	22' 9"	20' 0"	16' 9"	21' 6"	18' 9"	15' 9"
	50	16	44' 8"	35' 6"	31' 0"	28' 2"	24' 7"	20' 9"	24' 7"	21' 6"	18' 1"	22' 4"	19' 6"	16' 6"	20' 9"	18' 1"	15' 3"	19' 6"	17' 1"	14' 4"
	50	24	39' 1"	31' 0"	27' 1"	24' 7"	21' 6"	18' 1"	21' 6"	18' 9"	15' 9"	19' 6"	17' 1"	14' 4"	17' 1"	15' 9"	13' 4"	15' 2"	14' 10"	12' 7"
362S200-33	33	12	28' 7"	28' 7"	26' 0"	20' 0"	20' 0"	17' 4"	16' 2"	16' 2"	15' 2"	13' 10"	13' 10"	13' 9"	12' 3"	12' 3"	12' 3"	11' 2"i	11' 2"i	11' 2"i
	33	16	24' 8"	24' 8"	23' 7"	17' 2"	17' 2"	15' 9"	13' 10"	13' 10"	13' 9"	11' 10"	11' 10"	11' 10"	10' 6"i	10' 6"i	10' 6"i	9' 6"i	9' 6"i	9' 6"i
	33	24	20' 0"	20' 0"	20' 0"	13' 10"	13' 10"	13' 9"	11' 2"i	11' 2"i	11' 2"i	9' 6"i	9' 6"i	9' 6"i	8' 3"i	8' 3"i	8' 3"i	7' 6"i	7' 6"i	7' 6"i
362S200-43	33	12	34' 6"	32' 7"	28' 6"	24' 2"	22' 7"	19' 1"	19' 7"	19' 7"	16' 8"	16' 9"	16' 9"	15' 1"	14' 10"	14' 10"	14' 1"	13' 6"	13' 6"	13' 2"
	33	16	29' 9"	29' 7"	25' 10"	20' 9"	20' 7"	17' 3"	16' 9"	16' 9"	15' 1"	14' 4"	14' 4"	13' 9"	12' 9"	12' 9"	12' 9"	11' 6"	11' 6"	11' 6"
	33	24	24' 2"	24' 2"	22' 7"	16' 9"	16' 9"	15' 1"	13' 6"	13' 6"	13' 2"	11' 6"	11' 6"	11' 6"	10' 2"	10' 2"	10' 2"	9' 1"	9' 1"	9' 1"
362S200-54	50	12	44' 1"	35' 0"	30' 7"	27' 9"	24' 3"	20' 6"	24' 3"	21' 2"	17' 10"	22' 0"	19' 2"	16' 2"	19' 10"	17' 10"	15' 1"	18' 0"	16' 9"	14' 2"
	50	16	39' 3"	31' 9"	27' 9"	25' 2"	22' 0"	18' 7"	22' 0"	19' 2"	16' 2"	19' 2"	17' 6"	14' 8"	17' 0"	16' 2"	13' 8"	15' 4"	15' 3"	12' 10"
	50	24	32' 0"	27' 9"	24' 3"	22' 0"	19' 2"	16' 2"	18' 0"	16' 9"	14' 2"	15' 4"	15' 3"	12' 10"	13' 7"	13' 7"	12' 0"	12' 3"	12' 3"	11' 3"
362S200-68	50	12	47' 2"	37' 6"	32' 8"	29' 8"	26' 0"	21' 10"	26' 0"	22' 8"	19' 1"	23' 7"	20' 7"	17' 4"	21' 10"	19' 1"	16' 1"	20' 7"	18' 0"	15' 2"
	50	16	42' 10"	34' 0"	29' 8"	27' 0"	23' 7"	19' 10"	23' 7"	20' 7"	17' 4"	21' 4"	18' 8"	15' 9"	19' 7"	17' 4"	14' 8"	17' 8"	16' 4"	13' 9"
	50	24	37' 2"	29' 8"	26' 0"	23' 7"	20' 7"	17' 4"	20' 7"	18' 0"	15' 2"	17' 8"	16' 4"	13' 9"	15' 7"	15' 2"	12' 9"	14' 0"	14' 0"	12' 1"
362S200-97	50	12	52' 2"	41' 4"	36' 2"	32' 10"	28' 8"	24' 2"	28' 8"	25' 1"	21' 2"	26' 1"	22' 9"	19' 2"	24' 2"	21' 2"	17' 10"	22' 9"	19' 10"	16' 9"
	50	16	47' 4"	37' 7"	32' 10"	29' 10"	26' 1"	22' 0"	26' 1"	22' 9"	19' 2"	23' 8"	20' 8"	17' 6"	22' 0"	19' 2"	16' 2"	20' 8"	18' 1"	15' 3"
	50	24	41' 4"	32' 10"	28' 8"	26' 1"	22' 9"	19' 2"	22' 9"	19' 10"	16' 9"	20' 8"	18' 1"	15' 3"	18' 0"	16' 9"	14' 2"	15' 10"	15' 9"	13' 3"
362S250-33	33	12	29' 7"	29' 7"	27' 1"	20' 8"	20' 8"	18' 1"	16' 8"	16' 8"	15' 9"	14' 4"	14' 4"	14' 4"	12' 8"	12' 8"	12' 8"	11' 6"i	11' 6"i	11' 6"i
	33	16	25' 6"	25' 6"	24' 7"	17' 9"	17' 9"	16' 6"	14' 4"	14' 4"	14' 4"	12' 3"i	12' 3"i	12' 3"i	10' 9"i	10' 9"i	10' 9"i	9' 9"i	9' 9"i	9' 9"i
	33	24	20' 8"	20' 8"	20' 8"	14' 4"	14' 4"	14' 4"	11' 6"i	11' 6"i	11' 6"i	9' 9"i	9' 9"i	9' 9"i	8' 7"i	8' 7"i	8' 7"i	7' 8"i	7' 8"i	7' 8"i
362S250-43	33	12	35' 3"	34' 3"	30' 0"	24' 9"	23' 9"	20' 1"	20' 1"	20' 1"	17' 6"	17' 2"	17' 2"	15' 10"	15' 3"	15' 3"	14' 9"	13' 10"	13' 10"	13' 10"
	33	16	30' 6"	30' 6"	27' 2"	21' 4"	21' 4"	18' 2"	17' 2"	17' 2"	15' 10"	14' 9"	14' 9"	14' 6"	13' 1"	13' 1"	13' 1"	11' 9"	11' 9"	11' 9"
	33	24	24' 9"	24' 9"	23' 9"	17' 2"	17' 2"	15' 10"	13' 10"	13' 10"	13' 10"	11' 9"	11' 9"	11' 9"	10' 4"	10' 4"	10' 4"	9' 3"i	9' 3"i	9' 3"i
362S250-54	50	12	45' 10"	36' 4"	31' 9"	28' 10"	25' 2"	21' 3"	25' 2"	22' 0"	18' 7"	22' 10"	20' 0"	16' 10"	20' 3"	18' 7"	15' 8"	18' 6"	17' 6"	14' 9"
	50	16	40' 3"	33' 1"	28' 10"	26' 2"	22' 10"	19' 3"	22' 10"	20' 0"	16' 10"	19' 8"	18' 2"	15' 3"	17' 4"	16' 10"	14' 2"	15' 9"	15' 9"	13' 4"
	50	24	32' 9"	28' 10"	25' 2"	22' 10"	20' 0"	16' 10"	18' 6"	17' 6"	14' 9"	15' 9"	15' 9"	13' 4"	13' 10"	13' 10"	12' 4"	12' 7"	12' 7"	11' 8"
362S250-68	50	12	49' 8"	39' 4"	34' 4"	31' 3"	27' 3"	23' 1"	27' 3"	23' 10"	20' 1"	24' 9"	21' 8"	18' 3"	23' 1"	20' 1"	17' 0"	21' 1"	19' 0"	16' 0"
	50	16	45' 1"	35' 9"	31' 3"	28' 4"	24' 9"	20' 10"	24' 9"	21' 8"	18' 3"	22' 6"	19' 8"	16' 7"	19' 10"	18' 3"	15' 4"	17' 10"	17' 2"	14' 6"
	50	24	37' 9"	31' 3"	27' 3"	24' 9"	21' 8"	18' 3"	21' 1"	19' 0"	16' 0"	17' 10"	17' 2"	14' 6"	15' 9"	15' 9"	13' 6"	14' 2"	14' 2"	12' 8"
362S250-97	50	12	55' 2"	43' 9"	38' 3"	34' 9"	30' 4"	25' 7"	30' 4"	26' 6"	22' 4"	27' 7"	24' 1"	20' 3"	25' 7"	22' 4"	18' 10"	24' 1"	21' 1"	17' 9"
	50	16	50' 2"	39' 9"	34' 9"	31' 7"	27' 7"	23' 3"	27' 7"	24' 1"	20' 3"	25' 1"	21' 10"	18' 6"	23' 3"	20' 3"	17' 2"	21' 7"	19' 1"	16' 1"
	50	24	43' 9"	34' 9"	30' 4"	27' 7"	24' 1"	20' 3"	24' 1"	21' 1"	17' 9"	21' 7"	19' 1"	16' 1"	18' 7"	17' 9"	15' 0"	16' 4"	16' 4"	14' 1"
362S300-33	33	12	30' 2"	30' 2"	27' 10"	21' 1"	21' 1"	18' 8"	17' 1"	17' 1"	16' 3"	14' 7"	14' 7"	14' 7"	13' 0"i	13' 0"i	13' 0"i	11' 8"i	11' 8"i	11' 8"i
	33	16	26' 0"	26' 0"	25' 3"	18' 2"	18' 2"	16' 10"	14' 7"	14' 7"	14' 7"	12' 6"i	12' 6"i	12' 6"i	11' 0"i	11' 0"i	11' 0"i	9' 10"i	9' 10"i	9' 10"i
	33	24	21' 1"	21' 1"	21' 1"	14' 7"	14' 7"	14' 7"	11' 8"i	11' 8"i	11' 8"i	9' 10"i	9' 10"i	9' 10"i	8' 8"i	8' 8"i	8' 8"i	7' 9"i	7' 9"i	7' 9"i
362S300-43	33	12	35' 8"	35' 3"	30' 10"	25' 1"	24' 6"	20' 8"	20' 3"	20' 3"	18' 0"	17' 4"	17' 4"	16' 4"	15' 6"	15' 6"	15' 2"	14' 0"	14' 0"	14' 0"
	33	16	30' 10"	30' 10"	28' 0"	21' 7"	21' 7"	18' 9"	17' 4"	17' 4"	16' 4"	14' 10"	14' 10"	14' 10"	13' 2"	13' 2"	13' 2"	11' 10"	11' 10"	11' 10"
	33	24	25' 1"	25' 1"	24' 6"	17' 4"	17' 4"	16' 4"	14' 0"	14' 0"	14' 0"	11' 10"	11' 10"	11' 10"	10' 6"	10' 6"	10' 6"	9' 4"i	9' 4"i	9' 4"i
362S300-54	50	12	47' 1"	37' 4"	32' 8"	29' 8"	25' 10"	21' 10"	25' 10"	22' 8"	19' 1"	23' 2"	20' 7"	17' 4"	20' 7"	19' 1"	16' 1"	18' 8"	18' 0"	15' 2"
	50	16	40' 10"	34' 0"	29' 8"	27' 0"	23' 7"	19' 10"	23' 2"	20' 7"	17' 4"	19' 10"	18' 8"	15' 9"	17' 8"	17' 4"	14' 7"	16' 0"	16' 0"	13' 9"
	50	24	33' 2"	29' 8"	25' 10"	23' 2"	20' 7"	17' 4"	18' 8"	18' 0"	15' 2"	16' 0"	16' 0"	13' 9"	14' 1"	14' 1"	12' 9"	12' 8"	12' 8"	12' 0"
362S300-68	50	12	51' 3"	40' 8"	35' 6"	32' 3"	28' 2"	23' 9"	28' 2"	24' 7"	20' 9"	25' 7"	22' 4"	18' 10"	23' 8"	20' 9"	17' 6"	21' 4"	19' 7"	16' 6"
	50	16	46' 7"	37' 0"	32' 3"	29' 3"	25' 7"	21' 7"	25' 7"	22' 4"	18' 10"	22' 10"	20' 3"	17' 2"	20' 2"	18' 10"	15' 10"	18' 2"	17' 9"	15' 0"
	50	24	38' 6"	32' 3"	28' 2"	25' 7"	22' 4"	18' 10"	21' 4"	19' 7"	16' 6"	18' 2"	17' 9"	15' 0"	16' 0"	16' 0"	13' 10"	14' 4"	14' 4"	13' 1"
362S300-97	50	12	57' 8"	45' 9"	40' 0"	36' 3"	31' 8"	26' 9"	31' 8"	27' 8"	23' 4"	28' 9"	25' 2"	21' 2"	26' 9"	23' 4"	19' 8"	25' 2"	22' 0"	18' 7"
	50	16	52' 4"	41' 7"	36' 3"	33' 0"	28' 9"	24' 3"	28' 9"	25' 2"	21' 2"	26' 2"	22' 10"	19' 3"	24' 0"	21' 2"	17' 10"	21' 4"	20' 0"	16' 10"
	50	24	45' 9"	36' 3"	31' 8"	28' 9"	25' 2"	21' 2"	25' 2"	22' 0"	18' 7"	21' 4"	20' 0"	16' 10"	18' 6"	18' 6"	15' 8"	16' 3"	16' 3"	14' 8"

NOTES:

1) $p = I_w \{qC_eC_gC_p\}$; I_w of 0.75 has been incorpotated in the deflection values of the table.
The parameters in the bracket { } must be determined by the design professional in accordance with the NBCC.

2) "e" web stiffeners required at ends; "i" web stiffeners required at interior support; "a" web stiffeners required at ends and interior supports.

DOUBLE SPAN CURTAIN WALL LIMITING HEIGHTS (ft-in.) continued

SPECIFIED LOADS			5 psf			10 psf			15 psf			20 psf			25 psf			30 psf		
Stud Member	F_y (ksi)	Spacing (in.) o.c.	L/120	L/240	L/360	L/240	L/360	L/600	L/240	L/360	L/600	L/240	L/360	L/600	L/240	L/360	L/600	L/240	L/360	L/600
400S125-33	33	12	22' 9"	22' 9"	22' 9"	16' 2"	16' 2"	16' 2"	13' 2"	13' 2"	13' 2"	11' 4"	11' 4"	11' 4"	10' 2"	10' 2"	10' 2"	9' 3"	9' 3"	9' 3"
	33	16	19' 9"	19' 9"	19' 9"	14' 0"	14' 0"	14' 0"	11' 4"	11' 4"	11' 4"	9' 10"	9' 10"	9' 10"	8' 9"	8' 9"	8' 9"	8' 1"i	8' 1"i	8' 1"i
	33	24	16' 2"	16' 2"	16' 2"	11' 4"	11' 4"	11' 4"	9' 3"	9' 3"	9' 3"	8' 1"i	8' 1"i	8' 1"i	7' 2"i	7' 2"i	7' 2"i	6' 6"i	6' 6"i	6' 6"i
400S125-43	33	12	27' 6"	27' 6"	26' 6"	19' 4"	19' 4"	17' 9"	15' 10"	15' 10"	15' 6"	13' 9"	13' 9"	13' 9"	12' 3"	12' 3"	12' 3"	11' 2"	11' 2"	11' 2"
	33	16	23' 9"	23' 9"	23' 9"	16' 9"	16' 9"	16' 1"	13' 9"	13' 9"	13' 9"	11' 10"	11' 10"	11' 10"	10' 8"	10' 8"	10' 8"	9' 8"	9' 8"	9' 8"
	33	24	19' 4"	19' 4"	19' 4"	13' 9"	13' 9"	13' 9"	11' 2"	11' 2"	11' 2"	9' 8"	9' 8"	9' 8"	8' 8"	8' 8"	8' 8"	7' 10"	7' 10"	7' 10"
400S125-54	50	12	36' 8"	32' 6"	28' 4"	25' 9"	22' 6"	19' 0"	21' 2"	19' 8"	16' 7"	18' 3"	17' 10"	15' 1"	16' 4"	16' 4"	14' 0"	15' 0"	15' 0"	13' 2"
	50	16	31' 9"	29' 6"	25' 9"	22' 6"	20' 6"	17' 3"	18' 3"	17' 10"	15' 1"	15' 10"	15' 10"	13' 8"	14' 2"	14' 2"	12' 8"	13' 0"	13' 0"	12' 0"
	50	24	25' 10"	25' 9"	22' 6"	18' 3"	17' 10"	15' 1"	15' 0"	15' 0"	13' 2"	13' 0"	13' 0"	12' 0"	11' 7"	11' 7"	11' 1"	10' 7"	10' 7"	10' 6"
400S162-33	33	12	28' 9"	28' 9"	26' 9"	20' 3"	20' 3"	17' 10"	16' 4"	16' 4"	15' 8"	14' 1"	14' 1"	14' 1"	12' 7"	12' 7"	12' 7"	11' 4"i	11' 4"i	11' 4"i
	33	16	24' 10"	24' 10"	24' 3"	17' 6"	17' 6"	16' 3"	14' 1"	14' 1"	14' 1"	12' 1"i	12' 1"i	12' 1"i	10' 8"i	10' 8"i	10' 8"i	9' 8"i	9' 8"i	9' 8"i
	33	24	20' 3"	20' 3"	20' 3"	14' 1"	14' 1"	14' 1"	11' 4"i	11' 4"i	11' 4"i	9' 8"i	9' 8"i	9' 8"i	8' 7"i	8' 7"i	8' 7"i	7' 8"i	7' 8"i	7' 8"i
400S162-43	33	12	34' 1"	33' 3"	29' 1"	24' 0"	23' 1"	19' 6"	19' 6"	19' 6"	17' 0"	16' 9"	16' 9"	15' 6"	15' 0"	15' 0"	14' 4"	13' 7"	13' 7"	13' 6"
	33	16	29' 6"	29' 6"	26' 6"	20' 8"	20' 8"	17' 8"	16' 9"	16' 9"	15' 6"	14' 6"	14' 6"	14' 1"	12' 9"	12' 9"	12' 9"	11' 7"	11' 7"	11' 7"
	33	24	24' 0"	24' 0"	23' 1"	16' 9"	16' 9"	15' 6"	13' 7"	13' 7"	13' 6"	11' 7"	11' 7"	11' 7"	10' 3"	10' 3"	10' 3"	9' 3"i	9' 3"i	9' 3"i
400S162-54	50	12	45' 0"	35' 8"	31' 2"	28' 4"	24' 9"	20' 10"	24' 9"	21' 7"	18' 3"	22' 6"	19' 8"	16' 7"	20' 2"	18' 3"	15' 4"	18' 4"	17' 2"	14' 6"
	50	16	39' 3"	32' 6"	28' 4"	25' 9"	22' 6"	19' 0"	22' 6"	19' 8"	16' 7"	19' 7"	17' 10"	15' 1"	17' 4"	16' 7"	14' 0"	15' 9"	15' 7"	13' 2"
	50	24	32' 1"	28' 4"	24' 9"	22' 6"	19' 8"	16' 7"	18' 4"	17' 2"	14' 6"	15' 9"	15' 7"	13' 2"	14' 0"	14' 0"	12' 2"	12' 8"	12' 8"	11' 6"
400S162-68	50	12	48' 2"	38' 2"	33' 4"	30' 4"	26' 6"	22' 4"	26' 6"	23' 2"	19' 6"	24' 1"	21' 0"	17' 8"	22' 4"	19' 6"	16' 6"	21' 0"	18' 4"	15' 6"
	50	16	43' 9"	34' 8"	30' 4"	27' 7"	24' 1"	20' 3"	24' 1"	21' 0"	17' 8"	21' 10"	19' 1"	16' 1"	19' 9"	17' 8"	15' 0"	18' 0"	16' 8"	14' 1"
	50	24	36' 10"	30' 4"	26' 6"	24' 1"	21' 0"	17' 8"	21' 0"	18' 4"	15' 6"	18' 0"	16' 8"	14' 1"	15' 10"	15' 6"	13' 1"	14' 4"	14' 4"	12' 3"
400S162-97	50	12	53' 2"	42' 2"	36' 10"	33' 6"	29' 3"	24' 8"	29' 3"	25' 7"	21' 7"	26' 7"	23' 2"	19' 7"	24' 8"	21' 7"	18' 2"	23' 2"	20' 3"	17' 1"
	50	16	48' 3"	38' 4"	33' 6"	30' 6"	26' 7"	22' 4"	26' 7"	23' 2"	19' 7"	24' 2"	21' 1"	17' 9"	22' 4"	19' 7"	16' 6"	21' 1"	18' 4"	15' 7"
	50	24	42' 2"	33' 6"	29' 3"	26' 7"	23' 2"	19' 7"	23' 2"	20' 3"	17' 1"	21' 1"	18' 4"	15' 7"	19' 4"	17' 1"	14' 4"	17' 4"	16' 1"	13' 7"
400S200-33	33	12	30' 2"	30' 2"	28' 1"	21' 2"	21' 2"	18' 9"	17' 2"	17' 2"	16' 4"	14' 9"	14' 9"	14' 9"	13' 1"i	13' 1"i	13' 1"i	11' 10"i	11' 10"i	11' 10"i
	33	16	26' 1"	26' 1"	25' 6"	18' 3"	18' 3"	17' 1"	14' 9"	14' 9"	14' 9"	12' 8"i	12' 8"i	12' 8"i	11' 2"i	11' 2"i	11' 2"i	10' 1"i	10' 1"i	10' 1"i
	33	24	21' 2"	21' 2"	21' 2"	14' 9"	14' 9"	14' 9"	11' 10"i	11' 10"i	11' 10"i	10' 1"i	10' 1"i	10' 1"i	8' 10"i	8' 10"i	8' 10"i	8' 0"i	8' 0"i	8' 0"i
400S200-43	33	12	36' 7"	35' 2"	30' 8"	25' 8"	24' 4"	20' 7"	20' 9"	20' 9"	18' 0"	17' 10"	17' 10"	16' 3"	16' 0"	16' 0"	15' 2"	14' 6"	14' 6"	14' 3"
	33	16	31' 7"	31' 7"	27' 10"	22' 2"	22' 2"	18' 8"	17' 10"	17' 10"	16' 3"	15' 4"	15' 4"	14' 9"	13' 8"	13' 8"	13' 8"	12' 4"	12' 4"	12' 4"
	33	24	25' 8"	25' 8"	24' 4"	17' 10"	17' 10"	16' 3"	14' 6"	14' 6"	14' 3"	12' 4"	12' 4"	12' 4"	10' 10"	10' 10"	10' 10"	9' 10"i	9' 10"i	9' 10"i
400S200-54	50	12	47' 6"	37' 8"	33' 0"	29' 10"	26' 2"	22' 1"	26' 2"	22' 9"	19' 3"	23' 9"	20' 9"	17' 6"	21' 2"	19' 3"	16' 3"	19' 2"	18' 1"	15' 3"
	50	16	41' 8"	34' 3"	29' 10"	27' 2"	23' 9"	20' 0"	23' 9"	20' 9"	17' 6"	20' 6"	18' 10"	15' 10"	18' 2"	17' 6"	14' 9"	16' 6"	16' 6"	13' 10"
	50	24	34' 0"	29' 10"	26' 2"	23' 9"	20' 9"	17' 6"	19' 2"	18' 1"	15' 3"	16' 6"	16' 6"	13' 10"	14' 7"	14' 7"	12' 10"	13' 2"	13' 2"	12' 1"
400S200-68	50	12	50' 10"	40' 4"	35' 3"	32' 1"	28' 0"	23' 7"	28' 0"	24' 6"	20' 7"	25' 6"	22' 2"	18' 9"	23' 7"	20' 7"	17' 4"	22' 2"	19' 4"	16' 4"
	50	16	46' 3"	36' 8"	32' 1"	29' 1"	25' 6"	21' 6"	25' 6"	22' 2"	18' 9"	23' 1"	20' 2"	17' 0"	21' 2"	18' 9"	15' 9"	19' 2"	17' 8"	14' 10"
	50	24	39' 8"	32' 1"	28' 0"	25' 6"	22' 2"	18' 9"	22' 2"	19' 4"	16' 4"	19' 2"	17' 8"	14' 10"	17' 0"	16' 4"	13' 9"	15' 4"	15' 4"	13' 0"
400S200-97	50	12	56' 4"	44' 8"	39' 1"	35' 6"	31' 0"	26' 2"	31' 0"	27' 1"	22' 10"	28' 2"	24' 7"	20' 9"	26' 2"	22' 10"	19' 3"	24' 7"	21' 6"	18' 1"
	50	16	51' 2"	40' 7"	35' 6"	32' 3"	28' 2"	23' 9"	28' 2"	24' 7"	20' 9"	25' 7"	22' 4"	18' 10"	23' 9"	20' 9"	17' 6"	22' 4"	19' 6"	16' 6"
	50	24	44' 8"	35' 6"	31' 0"	28' 2"	24' 7"	20' 9"	24' 7"	21' 6"	18' 1"	22' 4"	19' 6"	16' 6"	20' 7"	18' 1"	15' 3"	18' 6"	17' 1"	14' 4"
400S250-33	33	12	31' 3"	31' 3"	29' 1"	21' 10"	21' 10"	19' 6"	17' 9"	17' 9"	17' 0"	15' 3"	15' 3"	15' 3"	13' 6"i	13' 6"i	13' 6"i	12' 3"i	12' 3"i	12' 3"i
	33	16	27' 0"	27' 0"	26' 6"	18' 10"	18' 10"	17' 8"	15' 3"	15' 3"	15' 3"	13' 1"i	13' 1"i	13' 1"i	11' 7"i	11' 7"i	11' 7"i	10' 4"i	10' 4"i	10' 4"i
	33	24	21' 10"	21' 10"	21' 10"	15' 3"	15' 3"	15' 3"	12' 3"i	12' 3"i	12' 3"i	10' 4"i	10' 4"i	10' 4"i	9' 2"i	9' 2"i	9' 2"i	8' 3"i	8' 3"i	8' 3"i
400S250-43	33	12	37' 6"	37' 0"	32' 3"	26' 3"	25' 7"	21' 7"	21' 4"	21' 4"	18' 10"	18' 4"	18' 4"	17' 2"	16' 3"	16' 3"	15' 10"	14' 9"	14' 9"	14' 9"
	33	16	32' 4"	32' 4"	29' 3"	22' 8"	22' 8"	19' 7"	18' 4"	18' 4"	17' 2"	15' 9"	15' 9"	15' 7"	14' 0"	14' 0"	14' 0"	12' 8"	12' 8"	12' 8"
	33	24	26' 3"	26' 3"	25' 7"	18' 4"	18' 4"	17' 2"	14' 9"	14' 9"	14' 9"	12' 8"	12' 8"	12' 8"	11' 2"i	11' 2"i	11' 2"i	10' 1"i	10' 1"i	10' 1"i
400S250-54	50	12	49' 4"	39' 2"	34' 2"	31' 1"	27' 2"	22' 10"	27' 2"	23' 8"	20' 0"	24' 4"	21' 7"	18' 2"	21' 8"	20' 0"	16' 10"	19' 8"	18' 9"	15' 10"
	50	16	42' 8"	35' 7"	31' 1"	28' 3"	24' 8"	20' 9"	24' 4"	21' 7"	18' 2"	21' 0"	19' 7"	16' 6"	18' 7"	18' 2"	15' 3"	16' 10"	16' 10"	14' 4"
	50	24	34' 9"	31' 1"	27' 2"	24' 4"	21' 7"	18' 2"	19' 8"	18' 9"	15' 10"	16' 10"	16' 10"	14' 4"	15' 0"	15' 0"	13' 4"	13' 6"	13' 6"	12' 7"
400S250-68	50	12	53' 6"	42' 6"	37' 1"	33' 8"	29' 4"	24' 9"	29' 4"	25' 8"	21' 8"	26' 8"	23' 4"	19' 8"	24' 9"	21' 8"	18' 3"	22' 9"	20' 4"	17' 2"
	50	16	48' 7"	38' 7"	33' 8"	30' 7"	26' 8"	22' 7"	26' 8"	23' 4"	19' 8"	24' 3"	21' 2"	17' 10"	21' 6"	19' 8"	16' 7"	19' 6"	18' 6"	15' 7"
	50	24	40' 3"	33' 8"	29' 4"	26' 8"	23' 4"	19' 8"	22' 9"	20' 4"	17' 2"	19' 6"	18' 6"	15' 7"	17' 3"	17' 2"	14' 6"	15' 7"	15' 7"	13' 8"
400S250-97	50	12	59' 6"	47' 3"	41' 3"	37' 6"	32' 9"	27' 7"	32' 9"	28' 7"	24' 1"	29' 9"	26' 0"	21' 10"	27' 7"	24' 1"	20' 4"	26' 0"	22' 8"	19' 2"
	50	16	54' 1"	42' 10"	37' 6"	34' 1"	29' 9"	25' 1"	29' 9"	26' 0"	21' 10"	27' 1"	23' 7"	19' 10"	25' 1"	21' 10"	18' 6"	23' 7"	20' 7"	17' 4"
	50	24	47' 3"	37' 6"	32' 9"	29' 9"	26' 0"	21' 10"	26' 0"	22' 8"	19' 2"	23' 7"	20' 7"	17' 4"	21' 4"	19' 2"	16' 2"	19' 1"	18' 0"	15' 2"
400S300-33	33	12	31' 10"	31' 10"	30' 0"	22' 4"	22' 4"	20' 1"	18' 1"	18' 1"	17' 6"	15' 6"	15' 6"	15' 6"	13' 9"i	13' 9"i	13' 9"i	12' 6"i	12' 6"i	12' 6"i
	33	16	27' 6"	27' 6"	27' 3"	19' 3"	19' 3"	18' 2"	15' 6"	15' 6"	15' 6"	13' 3"i	13' 3"i	13' 3"i	11' 9"i	11' 9"i	11' 9"i	10' 7"i	10' 7"i	10' 7"i
	33	24	22' 4"	22' 4"	22' 4"	15' 6"	15' 6"	15' 6"	12' 6"i	12' 6"i	12' 6"i	10' 7"i	10' 7"i	10' 7"i	9' 3"i	9' 3"i	9' 3"i	8' 4"i	8' 4"i	8' 4"i
400S300-43	33	12	37' 10"	37' 10"	33' 2"	26' 7"	26' 3"	22' 2"	21' 7"	21' 7"	19' 4"	18' 7"	18' 7"	17' 7"	16' 6"	16' 6"	16' 4"	15' 0"	15' 0"	15' 0"
	33	16	32' 8"	32' 8"	30' 2"	22' 10"	22' 10"	20' 2"	18' 7"	18' 7"	17' 7"	15' 10"	15' 10"	15' 10"	14' 1"	14' 1"	14' 1"	12' 9"	12' 9"	12' 9"
	33	24	26' 7"	26' 7"	26' 3"	18' 7"	18' 7"	17' 7"	15' 0"	15' 0"	15' 0"	12' 9"	12' 9"	12' 9"	11' 3"i	11' 3"i	11' 3"i	10' 2"i	10' 2"i	10' 2"i
400S300-54	50	12	50' 1"	40' 3"	35' 2"	32' 0"	27' 10"	23' 6"	27' 10"	24' 4"	20' 7"	24' 8"	22' 2"	18' 8"	22' 0"	20' 7"	17' 3"	20' 0"	19' 4"	16' 3"
	50	16	43' 3"	36' 7"	32' 0"	29' 0"	25' 4"	21' 4"	24' 8"	22' 2"	18' 8"	21' 2"	20' 1"	17' 0"	18' 10"	18' 8"	15' 9"	17' 1"	17' 1"	14' 9"
	50	24	35' 2"	32' 0"	27' 10"	24' 8"	22' 2"	18' 8"	20' 0"	19' 4"	16' 3"	17' 1"	17' 1"	14' 9"	15' 2"	15' 2"	13' 9"	13' 8"	13' 8"	13' 0"
400S300-68	50	12	55' 2"	43' 9"	38' 3"	34' 9"	30' 4"	25' 7"	30' 4"	26' 6"	22' 4"	27' 7"	24' 1"	20' 3"	25' 6"	22' 4"	18' 10"	23' 2"	21' 1"	17' 9"
	50	16	50' 1"	39' 9"	34' 9"	31' 7"	27' 7"	23' 3"	27' 7"	24' 1"	20' 3"	24' 8"	21' 10"	18' 6"	21' 10"	20' 3"	17' 1"	19' 10"	19' 1"	16' 1"
	50	24	41' 1"	34' 9"	30' 4"	27' 7"	24' 1"	20' 3"	23' 2"	21' 1"	17' 9"	19' 10"	19' 1"	16' 1"	17' 7"	17' 7"	15' 0"	15' 10"	15' 10"	14' 1"
400S300-97	50	12	62' 1"	49' 3"	43' 1"	39' 1"	34' 2"	28' 9"	34' 2"	29' 10"	25' 2"	31' 0"	27' 1"	22' 10"	28' 9"	25' 2"	21' 2"	27' 1"	23' 8"	20' 0"
	50	16	56' 4"	44' 9"	39' 1"	35' 6"	31' 0"	26' 2"	31' 0"	27' 1"	22' 10"	28' 2"	24' 7"	20' 9"	26' 2"	22' 10"	19' 3"	24' 2"	21' 6"	18' 2"
	50	24	49' 3"	39' 1"	34' 2"	31' 0"	27' 1"	22' 10"	27' 1"	23' 8"	20' 0"	24' 2"	21' 6"	18' 2"	21' 2"	20' 0"	16' 10"	18' 10"	18' 9"	15' 10"

NOTES:

1) $p = I_w \{qC_eC_gC_p\}$; I_w of 0.75 has been incorpotated in the deflection values of the table.
The parameters in the bracket { } must be determined by the design professional in accordance with the NBCC.

2) "e" web stiffeners required at ends; "i" web stiffeners required at interior support; "a" web stiffeners required at ends and interior supports.

DOUBLE SPAN CURTAIN WALL LIMITING HEIGHTS (ft-in.) continued

SPECIFIED LOADS			5 psf			10 psf			15 psf			20 psf			25 psf			30 psf		
Stud Member	F_y (ksi)	Spacing (in.) o.c.	L/120	L/240	L/360	L/240	L/360	L/600	L/240	L/360	L/600	L/240	L/360	L/600	L/240	L/360	L/600	L/240	L/360	L/600
600S125-33	33	12	28' 7"	28' 7"	28' 7"	20' 2"	20' 2"	20' 2"	16' 6"	16' 6"	16' 6"	14' 3"	14' 3"	14' 3"	12' 9"i	12' 9"i	12' 9"i	11' 8"i	11' 8"i	11' 8"i
	33	16	24' 9"	24' 9"	24' 9"	17' 6"	17' 6"	17' 6"	14' 3"	14' 3"	14' 3"	12' 4"i	12' 4"i	12' 4"i	11' 1"i	11' 1"i	11' 1"i	10' 1"i	10' 1"i	10' 1"i
	33	24	20' 2"	20' 2"	20' 2"	14' 3"	14' 3"	14' 3"	11' 8"i	11' 8"i	11' 8"i	10' 1"i	10' 1"i	10' 1"i	9' 0"i	9' 0"i	9' 0"i	8' 3"i	8' 3"i	8' 3"i
600S125-43	33	12	34' 9"	34' 9"	34' 9"	24' 7"	24' 7"	24' 7"	20' 1"	20' 1"	20' 1"	17' 4"	17' 4"	17' 4"	15' 7"	15' 7"	15' 7"	14' 2"	14' 2"	14' 2"
	33	16	30' 2"	30' 2"	30' 2"	21' 3"	21' 3"	21' 3"	17' 4"	17' 4"	17' 4"	15' 1"	15' 1"	15' 1"	13' 6"	13' 6"	13' 6"	12' 3"	12' 3"	12' 3"
	33	24	24' 7"	24' 7"	24' 7"	17' 4"	17' 4"	17' 4"	14' 2"	14' 2"	14' 2"	12' 3"	12' 3"	12' 3"	11' 0"i	11' 0"i	11' 0"i	10' 1"i	10' 1"i	10' 1"i
600S125-54	50	12	46' 8"	45' 1"	39' 4"	33' 1"	31' 3"	26' 4"	27' 0"	27' 0"	23' 1"	23' 4"	23' 4"	21' 0"	20' 10"	20' 10"	19' 6"	19' 1"	19' 1"	18' 3"
	50	16	40' 6"	40' 6"	35' 9"	28' 7"	28' 4"	24' 0"	23' 4"	23' 4"	21' 0"	20' 2"	20' 2"	19' 0"	18' 1"	18' 1"	17' 8"	16' 6"	16' 6"	16' 6"
	50	24	33' 1"	33' 1"	31' 3"	23' 4"	23' 4"	21' 0"	19' 1"	19' 1"	18' 3"	16' 6"	16' 6"	16' 6"	14' 9"	14' 9"	14' 9"	13' 6"	13' 6"	13' 6"
600S162-33	33	12	36' 1"	36' 1"	36' 1"	25' 6"	25' 6"	24' 7"	20' 9"i	20' 9"i	20' 9"i	18' 0"i	18' 0"i	18' 0"i	16' 1"i	16' 1"i	16' 1"i	14' 8"i	14' 8"i	14' 8"i
	33	16	31' 2"	31' 2"	31' 2"	22' 1"	22' 1"	22' 1"	18' 0"i	18' 0"i	18' 0"i	15' 7"i	15' 7"i	15' 7"i	14' 0"i	14' 0"i	14' 0"i	12' 8"i	12' 8"i	12' 8"i
	33	24	25' 6"	25' 6"	25' 6"	18' 0"i	18' 0"i	18' 0"i	14' 8"i	14' 8"i	14' 8"i	12' 8"i	12' 8"i	12' 8"i	11' 4"i	11' 4"i	11' 4"i	10' 1"i	10' 1"i	10' 1"i
600S162-43	33	12	43' 1"	43' 1"	40' 0"	30' 6"	30' 6"	26' 9"	24' 10"	24' 10"	23' 4"	21' 7"	21' 7"	21' 3"	19' 3"	19' 3"	19' 3"	17' 7"	17' 7"	17' 7"
	33	16	37' 3"	37' 3"	36' 4"	26' 4"	26' 4"	24' 3"	21' 7"	21' 7"	21' 3"	18' 8"	18' 8"	18' 8"	16' 8"i	16' 8"i	16' 8"i	15' 2"i	15' 2"i	15' 2"i
	33	24	30' 6"	30' 6"	30' 6"	21' 7"	21' 7"	21' 3"	17' 7"	17' 7"	17' 7"	15' 2"i	15' 2"i	15' 2"i	13' 7"i	13' 7"i	13' 7"i	12' 4"i	12' 4"i	12' 4"i
600S162-54	50	12	57' 4"	49' 2"	42' 10"	39' 0"	34' 1"	28' 9"	33' 1"	29' 9"	25' 1"	28' 8"	27' 1"	22' 9"	25' 8"	25' 1"	21' 2"	23' 4"	23' 4"	19' 10"
	50	16	49' 8"	44' 8"	39' 0"	35' 1"	31' 0"	26' 1"	28' 8"	27' 1"	22' 9"	24' 10"	24' 7"	20' 8"	22' 2"	22' 2"	19' 2"	20' 3"	20' 3"	18' 1"
	50	24	40' 7"	39' 0"	34' 1"	28' 8"	27' 1"	22' 9"	23' 4"	23' 4"	19' 10"	20' 3"	20' 3"	18' 1"	18' 1"	18' 1"	16' 9"	16' 7"	16' 7"	15' 9"
600S162-68	50	12	66' 4"	52' 8"	46' 0"	41' 9"	36' 6"	30' 9"	36' 6"	31' 10"	26' 10"	33' 2"	29' 0"	24' 6"	29' 9"	26' 10"	22' 8"	27' 2"	25' 3"	21' 4"
	50	16	57' 8"	47' 10"	41' 9"	38' 0"	33' 2"	28' 0"	33' 2"	29' 0"	24' 6"	28' 10"	26' 4"	22' 2"	25' 9"	24' 6"	20' 7"	23' 7"	23' 0"	19' 4"
	50	24	47' 1"	41' 9"	36' 6"	33' 2"	29' 0"	24' 6"	27' 2"	25' 3"	21' 4"	23' 7"	23' 0"	19' 4"	21' 1"	21' 1"	18' 0"	19' 2"	19' 2"	17' 0"
600S162-97	50	12	73' 7"	58' 4"	51' 0"	46' 4"	40' 6"	34' 2"	40' 6"	35' 4"	29' 9"	36' 9"	32' 1"	27' 1"	34' 2"	29' 9"	25' 2"	32' 1"	28' 1"	23' 8"
	50	16	66' 10"	53' 1"	46' 4"	42' 1"	36' 9"	31' 0"	36' 9"	32' 1"	27' 1"	33' 4"	29' 2"	24' 7"	31' 0"	27' 1"	22' 10"	29' 2"	25' 6"	21' 6"
	50	24	58' 3"	46' 4"	40' 6"	36' 9"	32' 1"	27' 1"	32' 1"	28' 1"	23' 8"	29' 2"	25' 6"	21' 6"	26' 1"	23' 8"	20' 0"	23' 9"	22' 3"	18' 9"
600S200-33	33	12	38' 7"	38' 7"	38' 4"	27' 3"	27' 3"	25' 8"	22' 3"i	22' 3"i	22' 3"i	19' 3"i	19' 3"i	19' 3"i	17' 3"i	17' 3"i	17' 3"i	15' 9"i	15' 9"i	15' 9"i
	33	16	33' 4"	33' 4"	33' 4"	23' 7"i	23' 7"i	23' 3"i	19' 3"i	19' 3"i	19' 3"i	16' 8"i	16' 8"i	16' 8"i	14' 10"i	14' 10"i	14' 10"i	13' 4"i	13' 4"i	13' 4"i
	33	24	27' 3"	27' 3"	27' 3"	19' 3"i	19' 3"i	19' 3"i	15' 9"i	15' 9"i	15' 9"i	13' 4"i	13' 4"i	13' 4"i	11' 8"i	11' 8"i	11' 8"i	10' 4"a	10' 4"a	10' 4"a
600S200-43	33	12	46' 1"	46' 1"	42' 0"	32' 7"	32' 7"	28' 1"	26' 7"	26' 7"	24' 7"	23' 1"	23' 1"	22' 3"	20' 7"	20' 7"	20' 7"	18' 9"i	18' 9"i	18' 9"i
	33	16	39' 10"	39' 10"	38' 2"	28' 2"	28' 2"	25' 7"	23' 1"	23' 1"	22' 3"	20' 0"	20' 0"	20' 0"	17' 10"i	17' 10"i	17' 10"i	16' 3"i	16' 3"i	16' 3"i
	33	24	32' 7"	32' 7"	32' 7"	23' 1"	23' 1"	22' 3"	18' 9"i	18' 9"i	18' 9"i	16' 3"i	16' 3"i	16' 3"i	14' 7"i	14' 7"i	14' 7"i	13' 3"i	13' 3"i	13' 3"i
600S200-54	50	12	61' 3"	51' 8"	45' 1"	41' 0"	35' 9"	30' 2"	35' 4"	31' 3"	26' 4"	30' 8"	28' 4"	24' 0"	27' 4"	26' 4"	22' 3"	25' 0"	24' 9"	20' 10"
	50	16	53' 1"	46' 10"	41' 0"	37' 3"	32' 6"	27' 4"	30' 8"	28' 4"	24' 0"	26' 7"	25' 9"	21' 9"	23' 9"	23' 9"	20' 2"	21' 8"	21' 8"	19' 0"
	50	24	43' 4"	41' 0"	35' 9"	30' 8"	28' 4"	24' 0"	25' 0"	24' 9"	20' 10"	21' 8"	21' 8"	19' 0"	19' 4"	19' 4"	17' 8"	17' 8"	17' 8"	16' 7"
600S200-68	50	12	69' 9"	55' 4"	48' 4"	44' 0"	38' 4"	32' 4"	38' 4"	33' 7"	28' 3"	34' 10"	30' 6"	25' 8"	31' 10"	28' 3"	23' 10"	29' 1"	26' 7"	22' 6"
	50	16	61' 8"	50' 4"	44' 0"	40' 0"	34' 10"	29' 6"	34' 10"	30' 6"	25' 8"	30' 9"	27' 8"	23' 4"	27' 7"	25' 8"	21' 8"	25' 2"	24' 2"	20' 4"
	50	24	50' 4"	44' 0"	38' 4"	34' 10"	30' 6"	25' 8"	29' 1"	26' 7"	22' 6"	25' 2"	24' 2"	20' 4"	22' 6"	22' 6"	19' 0"	20' 7"	20' 7"	17' 9"
600S200-97	50	12	77' 6"	61' 6"	53' 9"	48' 9"	42' 8"	36' 0"	42' 8"	37' 3"	31' 4"	38' 9"	33' 10"	28' 7"	36' 0"	31' 4"	26' 6"	33' 10"	29' 7"	25' 0"
	50	16	70' 6"	55' 10"	48' 9"	44' 4"	38' 9"	32' 8"	38' 9"	33' 10"	28' 7"	35' 2"	30' 9"	26' 0"	32' 8"	28' 7"	24' 1"	30' 9"	26' 10"	22' 8"
	50	24	61' 6"	48' 9"	42' 8"	38' 9"	33' 10"	28' 7"	33' 10"	29' 7"	25' 0"	30' 9"	26' 10"	22' 8"	28' 0"	25' 0"	21' 0"	25' 7"	23' 6"	19' 9"
600S250-33	33	12	39' 6"	39' 6"	39' 6"	27' 10"	27' 10"	26' 7"	22' 9"i	22' 9"i	22' 9"i	19' 8"i	19' 8"i	19' 8"i	17' 7"i	17' 7"i	17' 7"i	16' 1"i	16' 1"i	16' 1"i
	33	16	34' 2"	34' 2"	34' 2"	24' 2"i	24' 2"i	24' 2"i	19' 8"i	19' 8"i	19' 8"i	17' 1"i	17' 1"i	17' 1"i	15' 2"i	15' 2"i	15' 2"i	13' 7"i	13' 7"i	13' 7"i
	33	24	27' 10"	27' 10"	27' 10"	19' 8"i	19' 8"i	19' 8"i	16' 1"i	16' 1"i	16' 1"i	13' 7"i	13' 7"i	13' 7"i	11' 10"i	11' 10"i	11' 10"i	10' 7"a	10' 7"a	10' 7"a
600S250-43	33	12	47' 4"	47' 4"	43' 10"	33' 6"	33' 6"	29' 4"	27' 3"	27' 3"	25' 8"	23' 8"	23' 8"	23' 3"	21' 2"	21' 2"	21' 2"	19' 3"i	19' 3"i	19' 3"i
	33	16	41' 0"	41' 0"	39' 10"	29' 0"	29' 0"	26' 8"	23' 8"	23' 8"	23' 3"	20' 6"i	20' 6"i	20' 6"i	18' 3"i	18' 3"i	18' 3"i	16' 8"i	16' 8"i	16' 8"i
	33	24	33' 6"	33' 6"	33' 6"	23' 8"	23' 8"	23' 3"	19' 3"i	19' 3"i	19' 3"i	16' 8"i	16' 8"i	16' 8"i	15' 0"i	15' 0"i	15' 0"i	13' 8"i	13' 8"i	13' 8"i
600S250-54	50	12	62' 10"	53' 4"	46' 7"	42' 4"	37' 0"	31' 2"	36' 3"	32' 3"	27' 3"	31' 4"	29' 4"	24' 9"	28' 1"	27' 3"	23' 0"	25' 8"	25' 8"	21' 7"
	50	16	54' 4"	48' 6"	42' 4"	38' 6"	33' 7"	28' 4"	31' 4"	29' 4"	24' 9"	27' 2"	26' 8"	22' 6"	24' 3"	24' 3"	20' 10"	22' 2"	22' 2"	19' 8"
	50	24	44' 4"	42' 4"	37' 0"	31' 4"	29' 4"	24' 9"	25' 8"	25' 8"	21' 7"	22' 2"	22' 2"	19' 8"	19' 10"	19' 10"	18' 3"	18' 1"	18' 1"	17' 2"
600S250-68	50	12	72' 10"	57' 10"	50' 7"	45' 10"	40' 1"	33' 9"	40' 1"	35' 1"	29' 7"	36' 6"	31' 9"	26' 10"	32' 9"	29' 7"	24' 10"	29' 10"	27' 9"	23' 6"
	50	16	63' 4"	52' 7"	45' 10"	41' 8"	36' 6"	30' 8"	36' 6"	31' 9"	26' 10"	31' 8"	28' 10"	24' 4"	28' 4"	26' 10"	22' 8"	25' 10"	25' 3"	21' 3"
	50	24	51' 9"	45' 10"	40' 1"	36' 6"	31' 9"	26' 10"	29' 10"	27' 9"	23' 6"	25' 10"	25' 3"	21' 3"	23' 2"	23' 2"	19' 9"	21' 1"	21' 1"	18' 7"
600S250-97	50	12	81' 4"	64' 7"	56' 6"	51' 3"	44' 9"	37' 9"	44' 9"	39' 1"	33' 0"	40' 8"	35' 7"	30' 0"	37' 9"	33' 0"	27' 9"	35' 7"	31' 1"	26' 2"
	50	16	74' 0"	58' 8"	51' 3"	46' 7"	40' 8"	34' 3"	40' 8"	35' 7"	30' 0"	37' 0"	32' 3"	27' 3"	34' 3"	30' 0"	25' 3"	32' 3"	28' 2"	23' 9"
	50	24	64' 7"	51' 3"	44' 9"	40' 8"	35' 7"	30' 0"	35' 7"	31' 1"	26' 2"	32' 3"	28' 2"	23' 9"	29' 1"	26' 2"	22' 1"	26' 6"	24' 8"	20' 9"
600S300-33	33	12	40' 0"	40' 0"	40' 0"	28' 3"	28' 3"	27' 3"	23' 1"i	23' 1"i	23' 1"i	20' 0"i	20' 0"i	20' 0"i	17' 10"i	17' 10"i	17' 10"i	16' 3"i	16' 3"i	16' 3"i
	33	16	34' 8"	34' 8"	34' 8"	24' 6"i	24' 6"i	24' 6"i	20' 0"i	20' 0"i	20' 0"i	17' 3"i	17' 3"i	17' 3"i	15' 3"i	15' 3"i	15' 3"i	13' 8"i	13' 8"i	13' 8"i
	33	24	28' 3"	28' 3"	28' 3"	20' 0"i	20' 0"i	20' 0"i	16' 3"i	16' 3"i	16' 3"i	13' 8"i	13' 8"i	13' 8"i	12' 0"i	12' 0"i	12' 0"i	10' 8"a	10' 8"a	10' 8"a
600S300-43	33	12	48' 2"	48' 2"	45' 0"	34' 1"	34' 1"	30' 1"	27' 9"	27' 9"	26' 3"	24' 1"	24' 1"	23' 10"	21' 6"	21' 6"	21' 6"	19' 8"i	19' 8"i	19' 8"i
	33	16	41' 8"	41' 8"	40' 10"	29' 6"	29' 6"	27' 4"	24' 1"	24' 1"	23' 10"	20' 10"i	20' 10"i	20' 10"i	18' 8"i	18' 8"i	18' 8"i	17' 0"i	17' 0"i	17' 0"i
	33	24	34' 1"	34' 1"	34' 1"	24' 1"	24' 1"	23' 10"	19' 8"i	19' 8"i	19' 8"i	17' 0"i	17' 0"i	17' 0"i	15' 2"i	15' 2"i	15' 2"i	13' 10"i	13' 10"i	13' 10"i
600S300-54	50	12	63' 10"	54' 8"	47' 9"	43' 4"	37' 10"	32' 0"	36' 10"	33' 1"	27' 10"	32' 0"	30' 1"	25' 4"	28' 7"	27' 10"	23' 7"	26' 1"	26' 1"	22' 2"
	50	16	55' 3"	49' 8"	43' 4"	39' 1"	34' 6"	29' 1"	32' 0"	30' 1"	25' 4"	27' 8"	27' 3"	23' 1"	24' 9"	24' 9"	21' 4"	22' 7"	22' 7"	20' 1"
	50	24	45' 2"	43' 4"	37' 10"	32' 0"	30' 1"	25' 4"	26' 1"	26' 1"	22' 2"	22' 7"	22' 7"	20' 1"	20' 2"	20' 2"	18' 8"	18' 4"	18' 4"	17' 7"
600S300-68	50	12	74' 8"	59' 6"	51' 10"	47' 2"	41' 2"	34' 9"	41' 2"	36' 0"	30' 4"	37' 3"	32' 8"	27' 7"	33' 4"	30' 4"	25' 7"	30' 6"	28' 7"	24' 1"
	50	16	64' 8"	54' 0"	47' 2"	42' 10"	37' 6"	31' 7"	37' 3"	32' 8"	27' 7"	32' 3"	29' 8"	25' 1"	28' 10"	27' 7"	23' 3"	26' 4"	26' 0"	21' 10"
	50	24	52' 9"	47' 2"	41' 2"	37' 3"	32' 8"	27' 7"	30' 6"	28' 7"	24' 1"	26' 4"	26' 0"	21' 10"	23' 7"	23' 7"	20' 3"	21' 7"	21' 7"	19' 1"
600S300-97	50	12	84' 6"	67' 0"	58' 7"	53' 2"	46' 6"	39' 2"	46' 6"	40' 7"	34' 2"	42' 2"	36' 10"	31' 1"	39' 2"	34' 2"	28' 10"	36' 10"	32' 2"	27' 2"
	50	16	76' 8"	60' 10"	53' 2"	48' 3"	42' 2"	35' 7"	42' 2"	36' 10"	31' 1"	38' 4"	33' 6"	28' 3"	35' 7"	31' 1"	26' 2"	33' 3"	29' 3"	24' 8"
	50	24	66' 7"	53' 2"	46' 6"	42' 2"	36' 10"	31' 1"	36' 10"	32' 2"	27' 2"	33' 3"	29' 3"	24' 8"	29' 9"	27' 2"	22' 10"	27' 2"	25' 7"	21' 7"

NOTES:

1) $p = I_w \{qC_eC_gC_p\}$; I_w of 0.75 has been incorpotated in the deflection values of the table.
The parameters in the bracket { } must be determined by the design professional in accordance with the NBCC.

2) "e" web stiffeners required at ends; "i" web stiffeners required at interior support; "a" web stiffeners required at ends and interior supports.

DOUBLE SPAN CURTAIN WALL LIMITING HEIGHTS (ft-in.) continued

SPECIFIED LOADS			5 psf			10 psf			15 psf			20 psf			25 psf			30 psf		
Stud Member	F_y (ksi)	Spacing (in.) o.c.	L/120	L/240	L/360	L/240	L/360	L/600	L/240	L/360	L/600	L/240	L/360	L/600	L/240	L/360	L/600	L/240	L/360	L/600
800S162-43	33	12	50' 2"	50' 2"	49' 10"	35' 6"	35' 6"	33' 4"	29' 0"	29' 0"	29' 0"	25' 1"	25' 1"	25' 1"	22' 6"i	22' 6"i	22' 6"i	20' 6"i	20' 6"i	20' 6"i
	33	16	43' 6"	43' 6"	43' 6"	30' 9"	30' 9"	30' 3"	25' 1"	25' 1"	25' 1"	21' 8"i	21' 8"i	21' 8"i	19' 6"i	19' 6"i	19' 6"i	17' 9"a	17' 9"a	17' 9"a
	33	24	35' 6"	35' 6"	35' 6"	25' 1"	25' 1"	25' 1"	20' 6"i	20' 6"i	20' 6"i	17' 9"a	17' 9"a	17' 9"a	15' 8"a	15' 8"a	15' 8"a	14' 1"a	14' 1"a	14' 1"a
800S162-54	50	12	67' 0"	61' 4"	53' 7"	47' 4"	42' 7"	35' 10"	38' 8"	37' 2"	31' 4"	33' 6"	33' 6"	28' 6"	29' 10"	29' 10"	26' 4"	27' 3"	27' 3"	24' 10"
	50	16	58' 0"	55' 9"	48' 8"	41' 0"	38' 8"	32' 7"	33' 6"	33' 6"	28' 6"	29' 0"	29' 0"	25' 10"	25' 10"	25' 10"	24' 0"	23' 8"	23' 8"	22' 7"
	50	24	47' 4"	47' 4"	42' 7"	33' 6"	33' 6"	28' 6"	27' 3"	27' 3"	24' 10"	23' 8"	23' 8"	22' 7"	21' 2"	21' 2"	21' 0"	19' 3"	19' 3"	19' 3"
800S162-68	50	12	78' 4"	66' 4"	58' 0"	52' 8"	46' 0"	38' 9"	45' 3"	40' 2"	33' 10"	39' 2"	36' 6"	30' 9"	35' 1"	33' 10"	28' 7"	32' 0"	31' 10"	26' 10"
	50	16	67' 10"	60' 3"	52' 8"	47' 10"	41' 9"	35' 3"	39' 2"	36' 6"	30' 9"	34' 0"	33' 2"	28' 0"	30' 4"	30' 4"	26' 0"	27' 8"	27' 8"	24' 6"
	50	24	55' 4"	52' 8"	46' 0"	39' 2"	36' 6"	30' 9"	32' 0"	31' 10"	26' 10"	27' 8"	27' 8"	24' 6"	24' 9"	24' 9"	22' 8"	22' 7"	22' 7"	21' 4"
800S162-97	50	12	93' 1"	73' 10"	64' 7"	58' 7"	51' 2"	43' 2"	51' 2"	44' 9"	37' 9"	46' 7"	40' 8"	34' 3"	43' 2"	37' 9"	31' 9"	40' 4"	35' 6"	30' 0"
	50	16	84' 7"	67' 1"	58' 7"	53' 3"	46' 7"	39' 3"	46' 7"	40' 8"	34' 3"	42' 3"	36' 10"	31' 2"	38' 3"	34' 3"	28' 10"	35' 0"	32' 3"	27' 2"
	50	24	70' 0"	58' 7"	51' 2"	46' 7"	40' 8"	34' 3"	40' 4"	35' 6"	30' 0"	35' 0"	32' 3"	27' 2"	31' 3"	30' 0"	25' 3"	28' 7"	28' 2"	23' 9"
800S200-43	33	12	53' 10"	53' 10"	52' 9"	38' 1"	38' 1"	35' 3"	31' 1"	31' 1"	30' 10"	27' 0"i	27' 0"i	27' 0"i	24' 1"i	24' 1"i	24' 1"i	22' 0"i	22' 0"i	22' 0"i
	33	16	46' 8"	46' 8"	46' 8"	33' 0"	33' 0"	32' 1"	27' 0"i	27' 0"i	27' 0"i	23' 4"i	23' 4"i	23' 4"i	20' 10"a	20' 10"a	20' 10"a	19' 1"a	19' 1"a	19' 1"a
	33	24	38' 1"	38' 1"	38' 1"	27' 0"i	27' 0"i	27' 0"i	22' 0"i	22' 0"i	22' 0"i	19' 1"a	19' 1"a	19' 1"a	17' 1"a	17' 1"a	17' 1"a	15' 6"a	15' 6"a	15' 6"a
800S200-54	50	12	71' 9"	64' 10"	56' 8"	50' 9"	45' 0"	37' 10"	41' 4"	39' 3"	33' 1"	35' 10"	35' 8"	30' 1"	32' 1"	32' 1"	28' 0"	29' 3"	29' 3"	26' 3"
	50	16	62' 2"	58' 10"	51' 6"	44' 0"	40' 10"	34' 6"	35' 10"	35' 8"	30' 1"	31' 1"	31' 1"	27' 4"	27' 9"	27' 9"	25' 4"	25' 4"	25' 4"	23' 10"
	50	24	50' 9"	50' 9"	45' 0"	35' 10"	35' 8"	30' 1"	29' 3"	29' 3"	26' 3"	25' 4"	25' 4"	23' 10"	22' 8"	22' 8"	22' 2"	20' 8"i	20' 8"i	20' 8"i
800S200-68	50	12	83' 10"	69' 8"	60' 10"	55' 3"	48' 3"	40' 8"	48' 3"	42' 2"	35' 7"	41' 10"	38' 3"	32' 3"	37' 6"	35' 7"	30' 0"	34' 2"	33' 6"	28' 2"
	50	16	72' 7"	63' 3"	55' 3"	50' 2"	43' 10"	37' 0"	41' 10"	38' 3"	32' 3"	36' 3"	34' 9"	29' 4"	32' 6"	32' 3"	27' 3"	29' 7"	29' 7"	25' 8"
	50	24	59' 3"	55' 3"	48' 3"	41' 10"	38' 3"	32' 3"	34' 2"	33' 6"	28' 2"	29' 7"	29' 7"	25' 8"	26' 6"	26' 6"	23' 9"	24' 2"	24' 2"	22' 4"
800S200-97	50	12	97' 7"	77' 6"	67' 8"	61' 6"	53' 8"	45' 3"	53' 8"	46' 10"	39' 7"	48' 9"	42' 7"	36' 0"	45' 3"	39' 7"	33' 4"	42' 7"	37' 3"	31' 4"
	50	16	88' 8"	70' 4"	61' 6"	55' 10"	48' 9"	41' 2"	48' 9"	42' 7"	36' 0"	44' 4"	38' 8"	32' 8"	40' 10"	36' 0"	30' 3"	37' 3"	33' 9"	28' 6"
	50	24	74' 8"	61' 6"	53' 8"	48' 9"	42' 7"	36' 0"	42' 7"	37' 3"	31' 4"	37' 3"	33' 9"	28' 6"	33' 4"	31' 4"	26' 6"	30' 6"	29' 7"	24' 10"
800S250-43	33	12	55' 3"	55' 3"	54' 10"	39' 1"	39' 1"	36' 9"	31' 10"	31' 10"	31' 10"	27' 7"i	27' 7"i	27' 7"i	24' 8"i	24' 8"i	24' 8"i	22' 7"a	22' 7"a	22' 7"a
	33	16	47' 10"	47' 10"	47' 10"	33' 10"	33' 10"	33' 4"	27' 7"i	27' 7"i	27' 7"i	23' 10"i	23' 10"i	23' 10"i	21' 4"a	21' 4"a	21' 4"a	19' 6"a	19' 6"a	19' 6"a
	33	24	39' 1"	39' 1"	39' 1"	27' 7"i	27' 7"i	27' 7"	i 22.6a	22.6a	22.6a	19.5a	19.5a	19.5a	17.5a	17.5a	17.5a	15.6a	15.6a	15.6a
800S250-54	50	12	73' 6"	66' 9"	58' 3"	52' 0"	46' 3"	39' 1"	42' 4"	40' 4"	34' 1"	36' 8"	36' 8"	31' 0"	32' 10"	32' 10"	28' 9"	30' 0"	30' 0"	27' 1"
	50	16	63' 8"	60' 8"	53' 0"	45' 0"	42' 1"	35' 6"	36' 8"	36' 8"	31' 0"	31' 9"	31' 9"	28' 2"	28' 6"	28' 6"	26' 1"	26' 0"	26' 0"	24' 7"
	50	24	52' 0"	52' 0"	46' 3"	36' 8"	36' 8"	31' 0"	30' 0"	30' 0"	27' 1"	26' 0"	26' 0"	24' 7"	23' 2"	23' 2"	22' 9"	21' 2"i	21' 2"i	21' 2"i
800S250-68	50	12	86' 0"	72' 4"	63' 3"	57' 6"	50' 2"	42' 3"	49' 8"	43' 10"	37' 0"	43' 0"	39' 9"	33' 7"	38' 6"	37' 0"	31' 2"	35' 1"	34' 9"	29' 4"
	50	16	74' 6"	65' 9"	57' 6"	52' 2"	45' 7"	38' 6"	43' 0"	39' 9"	33' 7"	37' 3"	36' 2"	30' 6"	33' 3"	33' 3"	28' 3"	30' 4"	30' 4"	26' 8"
	50	24	60' 9"	57' 6"	50' 2"	43' 0"	39' 9"	33' 7"	35' 1"	34' 9"	29' 4"	30' 4"	30' 4"	26' 8"	27' 2"	27' 2"	24' 9"	24' 9"	24' 9"	23' 3"
800S250-97	50	12	102' 0"	81' 0"	70' 9"	64' 3"	56' 2"	47' 4"	56' 2"	49' 1"	41' 4"	51' 0"	44' 7"	37' 7"	47' 4"	41' 4"	34' 10"	44' 6"	38' 10"	32' 9"
	50	16	92' 8"	73' 7"	64' 3"	58' 4"	51' 0"	43' 0"	51' 0"	44' 7"	37' 7"	46' 4"	40' 6"	34' 2"	42' 2"	37' 7"	31' 8"	38' 6"	35' 4"	29' 9"
	50	24	77' 0"	64' 3"	56' 2"	51' 0"	44' 7"	37' 7"	44' 6"	38' 10"	32' 9"	38' 6"	35' 4"	29' 9"	34' 4"	32' 9"	27' 8"	31' 4"	30' 10"	26' 1"
800S300-43	33	12	56' 1"	56' 1"	56' 1"	39' 7"	39' 7"	37' 7"	32' 4"	32' 4"	32' 4"	28' 0"i	28' 0"i	28' 0"i	25' 1"i	25' 1"i	25' 1"i	22' 10"a	22' 10"a	22' 10"a
	33	16	48' 7"	48' 7"	48' 7"	34' 3"	34' 3"	34' 2"	28' 0"i	28' 0"i	28' 0"i	24' 3"i	24' 3"i	24' 3"i	21' 8"a	21' 8"a	21' 8"a	19' 9"a	19' 9"a	19' 9"a
	33	24	39' 7"	39' 7"	39' 7"	28' 0"i	28' 0"i	28' 0"i	22' 10"a	22' 10"a	22' 10"a	19' 9"a	19' 9"a	19' 9"a	17' 6"a	17' 6"a	17' 6"a	15' 7"a	15' 7"a	15' 7"a
800S300-54	50	12	74' 6"	68' 3"	59' 8"	52' 8"	47' 3"	39' 10"	43' 0"	41' 4"	34' 10"	37' 3"	37' 3"	31' 8"	33' 3"	33' 3"	29' 4"	30' 4"	30' 4"	27' 8"
	50	16	64' 7"	62' 0"	54' 2"	45' 7"	43' 0"	36' 3"	37' 3"	37' 3"	31' 8"	32' 3"	32' 3"	28' 9"	28' 10"	28' 10"	26' 8"	26' 4"	26' 4"	25' 2"
	50	24	52' 8"	52' 8"	47' 3"	37' 3"	37' 3"	31' 8"	30' 4"	30' 4"	27' 8"	26' 4"	26' 4"	25' 2"	23' 7"	23' 7"	23' 4"	21' 6"i	21' 6"i	21' 6"i
800S300-68	50	12	87' 6"	74' 2"	64' 9"	58' 10"	51' 6"	43' 4"	50' 6"	45' 0"	37' 10"	43' 8"	40' 9"	34' 4"	39' 1"	37' 10"	32' 0"	35' 8"	35' 8"	30' 1"
	50	16	75' 8"	67' 4"	58' 10"	53' 6"	46' 9"	39' 4"	43' 8"	40' 9"	34' 4"	37' 10"	37' 1"	31' 3"	33' 10"	33' 10"	29' 1"	30' 10"	30' 10"	27' 3"
	50	24	61' 9"	58' 10"	51' 6"	43' 8"	40' 9"	34' 4"	35' 8"	35' 8"	30' 1"	30' 10"	30' 10"	27' 3"	27' 8"	27' 8"	25' 4"	25' 2"	25' 2"	23' 10"
800S300-97	50	12	105' 6"	83' 8"	73' 1"	66' 4"	58' 0"	49' 0"	58' 0"	50' 8"	42' 9"	52' 8"	46' 1"	38' 10"	49' 0"	42' 9"	36' 1"	45' 4"	40' 2"	33' 10"
	50	16	95' 9"	76' 1"	66' 4"	60' 4"	52' 8"	44' 6"	52' 8"	46' 1"	38' 10"	47' 10"	41' 10"	35' 3"	43' 1"	38' 10"	32' 9"	39' 3"	36' 7"	30' 9"
	50	24	78' 7"	66' 4"	58' 0"	52' 8"	46' 1"	38' 10"	45' 4"	40' 2"	33' 10"	39' 3"	36' 7"	30' 9"	35' 2"	33' 10"	28' 7"	32' 1"	31' 10"	26' 10"

NOTES:

1) $p = I_w \{qC_eC_gC_p\}$; I_w of 0.75 has been incorpotated in the deflection values of the table.
The parameters in the bracket { } must be determined by the design professional in accordance with the NBCC.

2) "e" web stiffeners required at ends; "i" web stiffeners required at interior support; "a" web stiffeners required at ends and interior supports.

DOUBLE SPAN CURTAIN WALL LIMITING HEIGHTS (ft-in.)

SPECIFIED LOADS			35 psf			40 psf			45 psf			50 psf			55 psf			60 psf		
Stud Member	F_y (ksi)	Spacing (in.) o.c.	L/240	L/360	L/600	L/240	L/360	L/600	L/240	L/360	L/600	L/240	L/360	L/600	L/240	L/360	L/600	L/240	L/360	L/600
362S125-33	33	12	8' 2"	8' 2"	8' 2"	7' 7"	7' 7"	7' 7"	7' 2"i	7' 2"i	7' 2"i	6' 9"i	6' 9"i	6' 9"i	6' 4"i	6' 4"i	6' 4"i	6' 1"i	6' 1"i	6' 1"i
	33	16	7' 0"i	7' 0"i	7' 0"i	6' 6"i	6' 6"i	6' 6"i	6' 1"i	6' 1"i	6' 1"i	5' 9"i	5' 9"i	5' 9"i	5' 6"i	5' 6"i	5' 6"i	5' 2"i	5' 2"i	5' 2"i
	33	24	5' 7"i	5' 7"i	5' 7"i	5' 2"i	5' 2"i	5' 2"i	4' 9"i	4' 9"i	4' 9"i	4' 6"i	4' 6"i	4' 6"i	4' 3"i	4' 3"i	4' 3"i	4' 1"i	4' 1"i	4' 1"i
362S125-43	33	12	9' 9"	9' 9"	9' 9"	9' 2"	9' 2"	9' 2"	8' 7"	8' 7"	8' 7"	8' 2"	8' 2"	8' 2"	7' 9"	7' 9"	7' 9"	7' 6"	7' 6"	7' 6"
	33	16	8' 6"	8' 6"	8' 6"	7' 10"	7' 10"	7' 10"	7' 6"	7' 6"	7' 6"	7' 1"	7' 1"	7' 1"	6' 8"	6' 8"	6' 8"	6' 4"	6' 4"	6' 4"
	33	24	6' 10"	6' 10"	6' 10"	6' 4"	6' 4"	6' 4"	6' 0"	6' 0"	6' 0"	5' 7"i	5' 7"i	5' 7"i	5' 3"i	5' 3"i	5' 3"i	5' 0"i	5' 0"i	5' 0"i
362S125-54	50	12	13' 0"	13' 0"	11' 7"	12' 2"	12' 2"	11' 1"	11' 6"	11' 6"	10' 8"	10' 10"	10' 10"	10' 3"	10' 4"	10' 4"	10' 0"	10' 0"	10' 0"	9' 8"
	50	16	11' 3"	11' 3"	10' 6"	10' 7"	10' 7"	10' 1"	10' 0"	10' 0"	9' 8"	9' 4"	9' 4"	9' 3"	9' 0"	9' 0"	9' 0"	8' 7"	8' 7"	8' 7"
	50	24	9' 2"	9' 2"	9' 2"	8' 7"	8' 7"	8' 7"	8' 1"	8' 1"	8' 1"	7' 8"	7' 8"	7' 8"	7' 3"	7' 3"	7' 3"	6' 10"	6' 10"	6' 10"
362S162-33	33	12	9' 9"i	9' 9"i	9' 9"i	9' 1"i	9' 1"i	9' 1"i	8' 6"i	8' 6"i	8' 6"i	8' 0"i	8' 0"i	8' 0"i	7' 7"i	7' 7"i	7' 7"i	7' 2"i	7' 2"i	7' 2"i
	33	16	8' 3"i	8' 3"i	8' 3"i	7' 8"i	7' 8"i	7' 8"i	7' 2"i	7' 2"i	7' 2"i	6' 9"i	6' 9"i	6' 9"i	6' 4"i	6' 4"i	6' 4"i	6' 0"i	6' 0"i	6' 0"i
	33	24	6' 7"i	6' 7"i	6' 7"i	6' 0"i	6' 0"i	6' 0"i	5' 7"i	5' 7"i	5' 7"i	5' 2"i	5' 2"i	5' 2"i	4' 10"i	4' 10"i	4' 10"i	4' 7"i	4' 7"i	4' 7"i
362S162-43	33	12	11' 8"	11' 8"	11' 8"	10' 10"	10' 10"	10' 10"	10' 2"	10' 2"	10' 2"	9' 7"	9' 7"	9' 7"	9' 1"	9' 1"	9' 1"	8' 7"	8' 7"	8' 7"
	33	16	10' 0"	10' 0"	10' 0"	9' 2"	9' 2"	9' 2"	8' 7"	8' 7"	8' 7"	8' 1"	8' 1"	8' 1"	7' 8"i	7' 8"i	7' 8"i	7' 3"i	7' 3"i	7' 3"i
	33	24	7' 10"	7' 10"	7' 10"	7' 3"i	7' 3"i	7' 3"i	6' 9"i	6' 9"i	6' 9"i	6' 3"i	6' 3"i	6' 3"i	6' 0"i	6' 0"i	6' 0"i	5' 7"i	5' 7"i	5' 7"i
362S162-54	50	12	15' 10"	15' 1"	12' 8"	14' 9"	14' 6"	12' 2"	13' 9"	13' 9"	11' 8"	13' 1"	13' 1"	11' 3"	12' 4"	12' 4"	11' 0"	11' 9"	11' 9"	10' 8"
	50	16	13' 7"	13' 7"	11' 7"	12' 7"	12' 7"	11' 1"	11' 9"	11' 9"	10' 8"	11' 1"	11' 1"	10' 3"	10' 6"	10' 6"	10' 0"	10' 0"	10' 0"	9' 8"
	50	24	10' 9"	10' 9"	10' 1"	10' 0"	10' 0"	9' 8"	9' 3"	9' 3"	9' 3"	8' 9"	8' 9"	8' 9"	8' 3"	8' 3"	8' 3"	7' 9"	7' 9"	7' 9"
362S162-68	50	12	17' 9"	16' 2"	13' 7"	16' 7"	15' 6"	13' 0"	15' 6"	14' 10"	12' 6"	14' 7"	14' 4"	12' 1"	13' 9"	13' 9"	11' 8"	13' 1"	13' 1"	11' 4"
	50	16	15' 2"	14' 8"	12' 4"	14' 1"	14' 1"	11' 10"	13' 1"	13' 1"	11' 4"	12' 4"	12' 4"	11' 0"	11' 8"	11' 8"	10' 8"	11' 1"	11' 1"	10' 4"
	50	24	12' 0"	12' 0"	10' 9"	11' 1"	11' 1"	10' 4"	10' 3"	10' 3"	10' 0"	9' 7"	9' 7"	9' 7"	9' 1"	9' 1"	9' 1"	8' 7"	8' 7"	8' 7"
362S162-97	50	12	20' 4"	17' 9"	15' 0"	19' 6"	17' 1"	14' 4"	18' 3"	16' 4"	13' 9"	17' 1"	15' 9"	13' 4"	16' 1"	15' 3"	12' 10"	15' 2"	14' 10"	12' 7"
	50	16	17' 10"	16' 2"	13' 8"	16' 4"	15' 6"	13' 1"	15' 2"	14' 10"	12' 7"	14' 1"	14' 1"	12' 1"	13' 2"	13' 2"	11' 9"	12' 4"	12' 4"	11' 4"
	50	24	13' 8"	13' 8"	11' 10"	12' 4"	12' 4"	11' 4"	11' 4"	11' 4"	11' 0"	10' 7"	10' 7"	10' 7"	9' 9"	9' 9"	9' 9"	9' 2"	9' 2"	9' 2"
362S200-33	33	12	10' 2"i	10' 2"i	10' 2"i	9' 6"i	9' 6"i	9' 6"i	8' 10"i	8' 10"i	8' 10"i	8' 3"i	8' 3"i	8' 3"i	7' 10"i	7' 10"i	7' 10"i	7' 6"i	7' 6"i	7' 6"i
	33	16	8' 8"i	8' 8"i	8' 8"i	8' 0"i	8' 0"i	8' 0"i	7' 6"i	7' 6"i	7' 6"i	7' 0"i	7' 0"i	7' 0"i	6' 7"i	6' 7"i	6' 7"i	6' 3"i	6' 3"i	6' 3"i
	33	24	6' 9"i	6' 9"i	6' 9"i	6' 3"i	6' 3"i	6' 3"i	5' 9"i	5' 9"i	5' 9"i	5' 4"i	5' 4"i	5' 4"i	5' 1"i	5' 1"i	5' 1"i	4' 9"i	4' 9"i	4' 9"i
362S200-43	33	12	12' 4"	12' 4"	12' 4"	11' 6"	11' 6"	11' 6"	10' 9"	10' 9"	10' 9"	10' 2"	10' 2"	10' 2"	9' 7"	9' 7"	9' 7"	9' 1"	9' 1"	9' 1"
	33	16	10' 7"	10' 7"	10' 7"	9' 9"	9' 9"	9' 9"	9' 1"	9' 1"	9' 1"	8' 7"i	8' 7"i	8' 7"i	8' 1"i	8' 1"i	8' 1"i	7' 8"i	7' 8"i	7' 8"i
	33	24	8' 3"i	8' 3"i	8' 3"i	7' 8"i	7' 8"i	7' 8"i	7' 1"i	7' 1"i	7' 1"i	6' 8"i	6' 8"i	6' 8"i	6' 3"i	6' 3"i	6' 3"i	5' 10"i	5' 10"i	5' 10"i
362S200-54	50	12	16' 7"	16' 0"	13' 6"	15' 4"	15' 3"	12' 10"	14' 6"	14' 6"	12' 4"	13' 7"	13' 7"	12' 0"	12' 10"	12' 10"	11' 7"	12' 3"	12' 3"	11' 3"
	50	16	14' 2"	14' 2"	12' 2"	13' 2"	13' 2"	11' 8"	12' 3"	12' 3"	11' 3"	11' 7"	11' 7"	10' 10"	11' 0"	11' 0"	10' 6"	10' 4"	10' 4"	10' 2"
	50	24	11' 3"	11' 3"	10' 8"	10' 4"	10' 4"	10' 2"	9' 8"	9' 8"	9' 8"	9' 1"	9' 1"	9' 1"	8' 7"	8' 7"	8' 7"	8' 1"	8' 1"	8' 1"
362S200-68	50	12	19' 1"	17' 1"	14' 4"	17' 8"	16' 4"	13' 9"	16' 6"	15' 8"	13' 3"	15' 7"	15' 2"	12' 9"	14' 8"	14' 8"	12' 4"	14' 0"	14' 0"	12' 1"
	50	16	16' 2"	15' 6"	13' 1"	15' 0"	14' 10"	12' 6"	14' 0"	14' 0"	12' 1"	13' 1"	13' 1"	11' 7"	12' 4"	12' 4"	11' 3"	11' 8"	11' 8"	11' 0"
	50	24	12' 8"	12' 8"	11' 6"	11' 8"	11' 8"	11' 0"	10' 10"	10' 10"	10' 6"	10' 2"	10' 2"	10' 2"	9' 6"	9' 6"	9' 6"	9' 0"	9' 0"	9' 0"
362S200-97	50	12	21' 8"	18' 10"	16' 0"	20' 8"	18' 1"	15' 3"	19' 3"	17' 4"	14' 8"	18' 0"	16' 9"	14' 2"	16' 10"	16' 3"	13' 8"	15' 10"	15' 9"	13' 3"
	50	16	18' 10"	17' 2"	14' 6"	17' 3"	16' 4"	13' 10"	15' 10"	15' 9"	13' 3"	14' 9"	14' 9"	12' 10"	13' 9"	13' 9"	12' 6"	13' 0"	13' 0"	12' 1"
	50	24	14' 3"	14' 3"	12' 8"	13' 0"	13' 0"	12' 1"	11' 10"	11' 10"	11' 7"	10' 10"	10' 10"	10' 10"	10' 1"	10' 1"	10' 1"	9' 4"	9' 4"	9' 4"
362S250-33	33	12	10' 7"i	10' 7"i	10' 7"i	9' 9"i	9' 9"i	9' 9"i	9' 1"i	9' 1"i	9' 1"i	8' 7"i	8' 7"i	8' 7"i	8' 1"i	8' 1"i	8' 1"i	7' 8"i	7' 8"i	7' 8"i
	33	16	8' 10"i	8' 10"i	8' 10"i	8' 3"i	8' 3"i	8' 3"i	7' 8"i	7' 8"i	7' 8"i	7' 2"i	7' 2"i	7' 2"i	6' 9"i	6' 9"i	6' 9"i	6' 4"i	6' 4"i	6' 4"i
	33	24	7' 0"i	7' 0"i	7' 0"i	6' 4"i	6' 4"i	6' 4"i	5' 10"i	5' 10"i	5' 10"i	5' 6"i	5' 6"i	5' 6"i	5' 2"i	5' 2"i	5' 2"i	4' 10"i	4' 10"i	4' 10"i
362S250-43	33	12	12' 8"	12' 8"	12' 8"	11' 9"	11' 9"	11' 9"	11' 0"	11' 0"	11' 0"	10' 4"	10' 4"	10' 4"	9' 9"	9' 9"	9' 9"	9' 3"i	9' 3"i	9' 3"i
	33	16	10' 9"	10' 9"	10' 9"	10' 0"	10' 0"	10' 0"	9' 3"i	9' 3"i	9' 3"i	8' 9"i	8' 9"i	8' 9"i	8' 3"i	8' 3"i	8' 3"i	7' 9"i	7' 9"i	7' 9"i
	33	24	8' 6"i	8' 6"i	8' 6"i	7' 9"i	7' 9"i	7' 9"i	7' 3"i	7' 3"i	7' 3"i	6' 9"i	6' 9"i	6' 9"i	6' 4"i	6' 4"i	6' 4"i	6' 0"i	6' 0"i	6' 0"i
362S250-54	50	12	17' 0"	16' 7"	14' 0"	15' 9"	15' 9"	13' 4"	14' 9"	14' 9"	12' 10"	13' 10"	13' 10"	12' 4"	13' 2"	13' 2"	12' 1"	12' 7"	12' 7"	11' 8"
	50	16	14' 6"	14' 6"	12' 8"	13' 4"	13' 4"	12' 2"	12' 7"	12' 7"	11' 8"	11' 9"	11' 9"	11' 3"	11' 2"	11' 2"	11' 0"	10' 7"	10' 7"	10' 7"
	50	24	11' 6"	11' 6"	11' 1"	10' 7"	10' 7"	10' 7"	9' 10"	9' 10"	9' 10"	9' 3"	9' 3"	9' 3"	8' 8"	8' 8"	8' 8"	8' 3"	8' 3"	8' 3"
362S250-68	50	12	19' 3"	18' 0"	15' 2"	17' 10"	17' 2"	14' 6"	16' 9"	16' 7"	14' 0"	15' 9"	15' 9"	13' 6"	14' 10"	14' 10"	13' 1"	14' 2"	14' 2"	12' 8"
	50	16	16' 4"	16' 4"	13' 9"	15' 2"	15' 2"	13' 2"	14' 2"	14' 2"	12' 8"	13' 3"	13' 3"	12' 2"	12' 6"	12' 6"	11' 10"	11' 10"	11' 10"	11' 6"
	50	24	12' 10"	12' 10"	12' 1"	11' 10"	11' 10"	11' 6"	11' 0"	11' 0"	11' 0"	10' 3"	10' 3"	10' 3"	9' 7"	9' 7"	9' 7"	9' 1"	9' 1"	9' 1"
362S250-97	50	12	22' 10"	20' 0"	16' 10"	21' 7"	19' 1"	16' 1"	20' 0"	18' 4"	15' 6"	18' 7"	17' 9"	15' 0"	17' 4"	17' 2"	14' 6"	16' 4"	16' 4"	14' 1"
	50	16	19' 6"	18' 2"	15' 3"	17' 9"	17' 4"	14' 8"	16' 4"	16' 4"	14' 1"	15' 2"	15' 2"	13' 7"	14' 2"	14' 2"	13' 2"	13' 3"	13' 3"	12' 9"
	50	24	14' 8"	14' 8"	13' 4"	13' 3"	13' 3"	12' 9"	12' 1"	12' 1"	12' 1"	11' 1"	11' 1"	11' 1"	10' 3"	10' 3"	10' 3"	9' 7"	9' 7"	9' 7"
362S300-33	33	12	10' 8"i	10' 8"i	10' 8"i	9' 10"i	9' 10"i	9' 10"i	9' 3"i	9' 3"i	9' 3"i	8' 8"i	8' 8"i	8' 8"i	8' 2"i	8' 2"i	8' 2"i	7' 9"i	7' 9"i	7' 9"i
	33	16	9' 1"i	9' 1"i	9' 1"i	8' 4"i	8' 4"i	8' 4"i	7' 9"i	7' 9"i	7' 9"i	7' 3"i	7' 3"i	7' 3"i	6' 10"i	6' 10"i	6' 10"i	6' 6"i	6' 6"i	6' 6"i
	33	24	7' 1"i	7' 1"i	7' 1"i	6' 6"i	6' 6"i	6' 6"i	6' 0"i	6' 0"i	6' 0"i	5' 7"i	5' 7"i	5' 7"i	5' 2"i	5' 2"i	5' 2"i	4' 10"i	4' 10"i	4' 10"i
362S300-43	33	12	12' 9"	12' 9"	12' 9"	11' 10"	11' 10"	11' 10"	11' 1"	11' 1"	11' 1"	10' 6"	10' 6"	10' 6"	9' 10"	9' 10"	9' 10"	9' 4"i	9' 4"i	9' 4"i
	33	16	10' 10"	10' 10"	10' 10"	10' 1"	10' 1"	10' 1"	9' 4"i	9' 4"i	9' 4"i	8' 9"i	8' 9"i	8' 9"i	8' 3"i	8' 3"i	8' 3"i	7' 10"i	7' 10"i	7' 10"i
	33	24	8' 7"i	8' 7"i	8' 7"i	7' 10"i	7' 10"i	7' 10"i	7' 3"i	7' 3"i	7' 3"i	6' 9"i	6' 9"i	6' 9"i	6' 4"i	6' 4"i	6' 4"i	6' 1"i	6' 1"i	6' 1"i
362S300-54	50	12	17' 2"	17' 1"	14' 4"	16' 0"	16' 0"	13' 9"	15' 0"	15' 0"	13' 3"	14' 1"	14' 1"	12' 9"	13' 4"	13' 4"	12' 4"	12' 8"	12' 8"	12' 0"
	50	16	14' 8"	14' 8"	13' 1"	13' 7"	13' 7"	12' 6"	12' 8"	12' 8"	12' 0"	12' 0"	12' 0"	11' 7"	11' 3"	11' 3"	11' 3"	10' 8"	10' 8"	10' 8"
	50	24	11' 7"	11' 7"	11' 4"	10' 8"	10' 8"	10' 8"	10' 0"	10' 0"	10' 0"	9' 4"	9' 4"	9' 4"	8' 9"	8' 9"	8' 9"	8' 3"	8' 3"	8' 3"
362S300-68	50	12	19' 8"	18' 7"	15' 8"	18' 2"	17' 9"	15' 0"	17' 0"	17' 0"	14' 4"	16' 0"	16' 0"	13' 10"	15' 2"	15' 2"	13' 6"	14' 4"	14' 4"	13' 1"
	50	16	16' 8"	16' 8"	14' 2"	15' 4"	15' 4"	13' 7"	14' 4"	14' 4"	13' 1"	13' 6"	13' 6"	12' 7"	12' 8"	12' 8"	12' 2"	12' 0"	12' 0"	11' 10"
	50	24	13' 1"	13' 1"	12' 4"	12' 0"	12' 0"	11' 10"	11' 2"	11' 2"	11' 2"	10' 4"	10' 4"	10' 4"	9' 9"	9' 9"	9' 9"	9' 2"	9' 2"	9' 2"
362S300-97	50	12	23' 3"	20' 10"	17' 7"	21' 4"	20' 0"	16' 10"	19' 9"	19' 2"	16' 2"	18' 6"	18' 6"	15' 8"	17' 3"	17' 3"	15' 2"	16' 3"	16' 3"	14' 8"
	50	16	19' 3"	19' 0"	16' 0"	17' 8"	17' 8"	15' 3"	16' 3"	16' 3"	14' 8"	15' 1"	15' 1"	14' 2"	14' 1"	14' 1"	13' 9"	13' 2"	13' 2"	13' 2"
	50	24	14' 7"	14' 7"	14' 0"	13' 2"	13' 2"	13' 2"	12' 0"	12' 0"	12' 0"	11' 1"	11' 1"	11' 1"	10' 3"	10' 3"	10' 3"	9' 7"	9' 7"	9' 7"

NOTES:

1) $p = I_w \{qC_eC_gC_p\}$; I_w of 0.75 has been incorpotated in the deflection values of the table.
The parameters in the bracket { } must be determined by the design professional in accordance with the NBCC.

2) "e" web stiffeners required at ends; "i" web stiffeners required at interior support; "a" web stiffeners required at ends and interior supports.

DOUBLE SPAN CURTAIN WALL LIMITING HEIGHTS (ft-in.) continued

SPECIFIED LOADS			35 psf			40 psf			45 psf			50 psf			55 psf			60 psf		
Stud Member	F_y (ksi)	Spacing (in.) o.c.	L/240	L/360	L/600	L/240	L/360	L/600	L/240	L/360	L/600	L/240	L/360	L/600	L/240	L/360	L/600	L/240	L/360	L/600
400S125-33	33	12	8' 7"	8' 7"	8' 7"	8' 1"i	8' 1"i	8' 1"i	7' 7"i	7' 7"i	7' 7"i	7' 2"i	7' 2"i	7' 2"i	6' 10"i	6' 10"i	6' 10"i	6' 6"i	6' 6"i	6' 6"i
	33	16	7' 6"i	7' 6"i	7' 6"i	7' 0"i	7' 0"i	7' 0"i	6' 6"i	6' 6"i	6' 6"i	6' 2"i	6' 2"i	6' 2"i	5' 9"i	5' 9"i	5' 9"i	5' 7"i	5' 7"i	5' 7"i
	33	24	6' 0"i	6' 0"i	6' 0"i	5' 7"i	5' 7"i	5' 7"i	5' 2"i	5' 2"i	5' 2"i	4' 10"i	4' 10"i	4' 10"i	4' 7"i	4' 7"i	4' 7"i	4' 4"i	4' 4"i	4' 4"i
400S125-43	33	12	10' 4"	10' 4"	10' 4"	9' 8"	9' 8"	9' 8"	9' 2"	9' 2"	9' 2"	8' 8"	8' 8"	8' 8"	8' 3"	8' 3"	8' 3"	7' 10"	7' 10"	7' 10"
	33	16	9' 0"	9' 0"	9' 0"	8' 4"	8' 4"	8' 4"	7' 10"	7' 10"	7' 10"	7' 6"	7' 6"	7' 6"	7' 2"	7' 2"	7' 2"	6' 10"	6' 10"	6' 10"
	33	24	7' 4"	7' 4"	7' 4"	6' 10"	6' 10"	6' 10"	6' 4"i	6' 4"i	6' 4"i	6' 1"i	6' 1"i	6' 1"i	5' 8"i	5' 8"i	5' 8"i	5' 4"i	5' 4"i	5' 4"i
400S125-54	50	12	13' 10"	13' 10"	12' 6"	13' 0"	13' 0"	12' 0"	12' 2"	12' 2"	11' 6"	11' 7"	11' 7"	11' 1"	11' 1"	11' 1"	10' 9"	10' 7"	10' 7"	10' 6"
	50	16	12' 0"	12' 0"	11' 4"	11' 2"	11' 2"	10' 10"	10' 7"	10' 7"	10' 6"	10' 0"	10' 0"	10' 0"	9' 7"	9' 7"	9' 7"	9' 2"	9' 2"	9' 2"
	50	24	9' 9"	9' 9"	9' 9"	9' 2"	9' 2"	9' 2"	8' 7"	8' 7"	8' 7"	8' 2"	8' 2"	8' 2"	7' 9"	7' 9"	7' 9"	7' 6"	7' 6"	7' 6"
400S162-33	33	12	10' 6"i	10' 6"i	10' 6"i	9' 8"i	9' 8"i	9' 8"i	9' 1"i	9' 1"i	9' 1"i	8' 7"i	8' 7"i	8' 7"i	8' 1"i	8' 1"i	8' 1"i	7' 8"i	7' 8"i	7' 8"i
	33	16	8' 10"i	8' 10"i	8' 10"i	8' 3"i	8' 3"i	8' 3"i	7' 8"i	7' 8"i	7' 8"i	7' 3"i	7' 3"i	7' 3"i	6' 10"i	6' 10"i	6' 10"i	6' 6"i	6' 6"i	6' 6"i
	33	24	7' 0"i	7' 0"i	7' 0"i	6' 6"i	6' 6"i	6' 6"i	6' 0"i	6' 0"i	6' 0"i	5' 8"i	5' 8"i	5' 8"i	5' 3"i	5' 3"i	5' 3"i	5' 0"i	5' 0"i	5' 0"i
400S162-43	33	12	12' 6"	12' 6"	12' 6"	11' 7"	11' 7"	11' 7"	10' 10"	10' 10"	10' 10"	10' 3"	10' 3"	10' 3"	9' 9"	9' 9"	9' 9"	9' 3"i	9' 3"i	9' 3"i
	33	16	10' 8"	10' 8"	10' 8"	9' 10"	9' 10"	9' 10"	9' 3"i	9' 3"i	9' 3"i	8' 9"i	8' 9"i	8' 9"i	8' 3"i	8' 3"i	8' 3"i	7' 10"i	7' 10"i	7' 10"i
	33	24	8' 6"i	8' 6"i	8' 6"i	7' 10"i	7' 10"i	7' 10"i	7' 4"i	7' 4"i	7' 4"i	6' 10"i	6' 10"i	6' 10"i	6' 6"i	6' 6"i	6' 6"i	6' 2"i	6' 2"i	6' 2"i
400S162-54	50	12	16' 10"	16' 3"	13' 9"	15' 9"	15' 7"	13' 2"	14' 9"	14' 9"	12' 8"	14' 0"	14' 0"	12' 2"	13' 3"	13' 3"	11' 9"	12' 8"	12' 8"	11' 6"
	50	16	14' 6"	14' 6"	12' 6"	13' 6"	13' 6"	12' 0"	12' 8"	12' 8"	11' 6"	12' 0"	12' 0"	11' 1"	11' 3"	11' 3"	10' 9"	10' 9"	10' 9"	10' 4"
	50	24	11' 7"	11' 7"	10' 10"	10' 9"	10' 9"	10' 4"	10' 1"	10' 1"	10' 0"	9' 6"	9' 6"	9' 6"	9' 0"	9' 0"	9' 0"	8' 6"	8' 6"	8' 6"
400S162-68	50	12	19' 3"	17' 6"	14' 8"	18' 0"	16' 8"	14' 1"	16' 10"	16' 1"	13' 6"	15' 10"	15' 6"	13' 1"	15' 1"	15' 0"	12' 8"	14' 4"	14' 4"	12' 3"
	50	16	16' 7"	15' 10"	13' 4"	15' 4"	15' 2"	12' 9"	14' 4"	14' 4"	12' 3"	13' 7"	13' 7"	11' 10"	12' 10"	12' 10"	11' 6"	12' 3"	12' 3"	11' 2"
	50	24	13' 2"	13' 2"	11' 8"	12' 3"	12' 3"	11' 2"	11' 6"	11' 6"	10' 9"	10' 9"	10' 9"	10' 4"	10' 2"	10' 2"	10' 1"	9' 8"	9' 8"	9' 8"
400S162-97	50	12	22' 1"	19' 3"	16' 3"	21' 1"	18' 4"	15' 7"	20' 3"	17' 8"	15' 0"	19' 4"	17' 1"	14' 4"	18' 4"	16' 7"	14' 0"	17' 4"	16' 1"	13' 7"
	50	16	20' 1"	17' 6"	14' 9"	18' 8"	16' 9"	14' 1"	17' 4"	16' 1"	13' 7"	16' 3"	15' 7"	13' 1"	15' 4"	15' 1"	12' 8"	14' 7"	14' 7"	12' 3"
	50	24	15' 10"	15' 3"	12' 10"	14' 7"	14' 7"	12' 3"	13' 6"	13' 6"	11' 10"	12' 7"	12' 7"	11' 6"	11' 9"	11' 9"	11' 1"	11' 1"	11' 1"	10' 9"
400S200-33	33	12	10' 10"i	10' 10"i	10' 10"i	10' 1"i	10' 1"i	10' 1"i	9' 6"i	9' 6"i	9' 6"i	8' 10"i	8' 10"i	8' 10"i	8' 4"i	8' 4"i	8' 4"i	8' 0"i	8' 0"i	8' 0"i
	33	16	9' 3"i	9' 3"i	9' 3"i	8' 7"i	8' 7"i	8' 7"i	8' 0"i	8' 0"i	8' 0"i	7' 6"i	7' 6"i	7' 6"i	7' 1"i	7' 1"i	7' 1"i	6' 8"i	6' 8"i	6' 8"i
	33	24	7' 3"i	7' 3"i	7' 3"i	6' 8"i	6' 8"i	6' 8"i	6' 3"i	6' 3"i	6' 3"i	5' 10"i	5' 10"i	5' 10"i	5' 6"i	5' 6"i	5' 6"i	5' 2"i	5' 2"i	5' 2"i
400S200-43	33	12	13' 3"	13' 3"	13' 3"	12' 4"	12' 4"	12' 4"	11' 7"	11' 7"	11' 7"	10' 10"	10' 10"	10' 10"	10' 4"i	10' 4"i	10' 4"i	9' 10"i	9' 10"i	9' 10"i
	33	16	11' 4"	11' 4"	11' 4"	10' 7"i	10' 7"i	10' 7"i	9' 10"i	9' 10"i	9' 10"i	9' 3"i	9' 3"i	9' 3"i	8' 9"i	8' 9"i	8' 9"i	8' 4"i	8' 4"i	8' 4"i
	33	24	9' 0"i	9' 0"i	9' 0"i	8' 4"i	8' 4"i	8' 4"i	7' 9"i	7' 9"i	7' 9"i	7' 3"i	7' 3"i	7' 3"i	6' 10"i	6' 10"i	6' 10"i	6' 6"i	6' 6"i	6' 6"i
400S200-54	50	12	17' 8"	17' 2"	14' 6"	16' 6"	16' 6"	13' 10"	15' 6"	15' 6"	13' 4"	14' 7"	14' 7"	12' 10"	13' 10"	13' 10"	12' 6"	13' 2"	13' 2"	12' 1"
	50	16	15' 2"	15' 2"	13' 2"	14' 1"	14' 1"	12' 7"	13' 2"	13' 2"	12' 1"	12' 6"	12' 6"	11' 8"	11' 9"	11' 9"	11' 4"	11' 3"	11' 3"	11' 0"
	50	24	12' 1"	12' 1"	11' 6"	11' 3"	11' 3"	11' 0"	10' 6"	10' 6"	10' 6"	9' 10"	9' 10"	9' 10"	9' 3"	9' 3"	9' 3"	8' 10"	8' 10"	8' 10"
400S200-68	50	12	20' 8"	18' 6"	15' 7"	19' 2"	17' 8"	14' 10"	18' 1"	17' 0"	14' 3"	17' 0"	16' 4"	13' 9"	16' 2"	15' 10"	13' 4"	15' 4"	15' 4"	13' 0"
	50	16	17' 8"	16' 9"	14' 1"	16' 4"	16' 0"	13' 6"	15' 4"	15' 4"	13' 0"	14' 6"	14' 6"	12' 7"	13' 8"	13' 8"	12' 2"	13' 1"	13' 1"	11' 9"
	50	24	14' 1"	14' 1"	12' 4"	13' 1"	13' 1"	11' 9"	12' 2"	12' 2"	11' 4"	11' 6"	11' 6"	11' 0"	10' 9"	10' 9"	10' 7"	10' 3"	10' 3"	10' 3"
400S200-97	50	12	23' 4"	20' 4"	17' 2"	22' 4"	19' 6"	16' 6"	21' 6"	18' 9"	15' 9"	20' 7"	18' 1"	15' 3"	19' 6"	17' 7"	14' 9"	18' 6"	17' 1"	14' 4"
	50	16	21' 2"	18' 7"	15' 8"	19' 9"	17' 9"	15' 0"	18' 6"	17' 1"	14' 4"	17' 3"	16' 6"	13' 10"	16' 3"	16' 0"	13' 6"	15' 4"	15' 4"	13' 1"
	50	24	16' 8"	16' 2"	13' 8"	15' 4"	15' 4"	13' 1"	14' 2"	14' 2"	12' 7"	13' 2"	13' 2"	12' 1"	12' 3"	12' 3"	11' 9"	11' 7"	11' 7"	11' 4"
400S250-33	33	12	11' 3"i	11' 3"i	11' 3"i	10' 4"i	10' 4"i	10' 4"i	9' 9"i	9' 9"i	9' 9"i	9' 2"i	9' 2"i	9' 2"i	8' 8"i	8' 8"i	8' 8"i	8' 3"i	8' 3"i	8' 3"i
	33	16	9' 7"i	9' 7"i	9' 7"i	8' 9"i	8' 9"i	8' 9"i	8' 3"i	8' 3"i	8' 3"i	7' 8"i	7' 8"i	7' 8"i	7' 3"i	7' 3"i	7' 3"i	6' 10"i	6' 10"i	6' 10"i
	33	24	7' 6"i	7' 6"i	7' 6"i	6' 10"i	6' 10"i	6' 10"i	6' 4"i	6' 4"i	6' 4"i	6' 0"i	6' 0"i	6' 0"i	5' 7"i	5' 7"i	5' 7"i	5' 3"i	5' 3"i	5' 3"i
400S250-43	33	12	13' 7"	13' 7"	13' 7"	12' 8"	12' 8"	12' 8"	11' 10"	11' 10"	11' 10"	11' 2"i	11' 2"i	11' 2"i	10' 7"i	10' 7"i	10' 7"i	10' 1"i	10' 1"i	10' 1"i
	33	16	11' 7"	11' 7"	11' 7"	10' 9"i	10' 9"i	10' 9"i	10' 1"i	10' 1"i	10' 1"i	9' 6"i	9' 6"i	9' 6"i	9' 0"i	9' 0"i	9' 0"i	8' 6"i	8' 6"i	8' 6"i
	33	24	9' 2"i	9' 2"i	9' 2"i	8' 6"i	8' 6"i	8' 6"i	7' 10"i	7' 10"i	7' 10"i	7' 4"i	7' 4"i	7' 4"i	7' 0"i	7' 0"i	7' 0"i	6' 7"i	6' 7"i	6' 7"i
400S250-54	50	12	18' 1"	17' 10"	15' 1"	16' 10"	16' 10"	14' 4"	15' 9"	15' 9"	13' 10"	15' 0"	15' 0"	13' 4"	14' 2"	14' 2"	13' 0"	13' 6"	13' 6"	12' 7"
	50	16	15' 6"	15' 6"	13' 8"	14' 4"	14' 4"	13' 1"	13' 6"	13' 6"	12' 7"	12' 9"	12' 9"	12' 2"	12' 1"	12' 1"	11' 9"	11' 6"	11' 6"	11' 6"
	50	24	12' 4"	12' 4"	12' 0"	11' 6"	11' 6"	11' 6"	10' 8"	10' 8"	10' 8"	10' 1"	10' 1"	10' 1"	9' 6"	9' 6"	9' 6"	9' 0"	9' 0"	9' 0"
400S250-68	50	12	21' 0"	19' 4"	16' 4"	19' 6"	18' 6"	15' 7"	18' 3"	17' 9"	15' 0"	17' 3"	17' 2"	14' 6"	16' 4"	16' 4"	14' 1"	15' 7"	15' 7"	13' 8"
	50	16	18' 0"	17' 7"	14' 10"	16' 8"	16' 8"	14' 2"	15' 7"	15' 7"	13' 8"	14' 8"	14' 8"	13' 2"	13' 10"	13' 10"	12' 9"	13' 2"	13' 2"	12' 4"
	50	24	14' 3"	14' 3"	13' 0"	13' 2"	13' 2"	12' 4"	12' 4"	12' 4"	11' 10"	11' 7"	11' 7"	11' 6"	10' 10"	10' 10"	10' 10"	10' 4"	10' 4"	10' 4"
400S250-97	50	12	24' 8"	21' 7"	18' 2"	23' 7"	20' 7"	17' 4"	22' 8"	19' 9"	16' 8"	21' 4"	19' 2"	16' 2"	20' 1"	18' 7"	15' 8"	19' 1"	18' 0"	15' 2"
	50	16	22' 3"	19' 7"	16' 6"	20' 6"	18' 9"	15' 9"	19' 1"	18' 0"	15' 2"	17' 9"	17' 4"	14' 8"	16' 9"	16' 9"	14' 2"	15' 9"	15' 9"	13' 9"
	50	24	17' 3"	17' 1"	14' 4"	15' 9"	15' 9"	13' 9"	14' 7"	14' 7"	13' 3"	13' 7"	13' 7"	12' 9"	12' 8"	12' 8"	12' 4"	11' 10"	11' 10"	11' 10"
400S300-33	33	12	11' 6"i	11' 6"i	11' 6"i	10' 7"i	10' 7"i	10' 7"i	9' 10"i	9' 10"i	9' 10"i	9' 3"i	9' 3"i	9' 3"i	8' 9"i	8' 9"i	8' 9"i	8' 4"i	8' 4"i	8' 4"i
	33	16	9' 8"i	9' 8"i	9' 8"i	9' 0"i	9' 0"i	9' 0"i	8' 4"i	8' 4"i	8' 4"i	7' 10"i	7' 10"i	7' 10"i	7' 4"i	7' 4"i	7' 4"i	7' 0"i	7' 0"i	7' 0"i
	33	24	7' 7"i	7' 7"i	7' 7"i	7' 0"i	7' 0"i	7' 0"i	6' 6"i	6' 6"i	6' 6"i	6' 1"i	6' 1"i	6' 1"i	5' 8"i	5' 8"i	5' 8"i	5' 4"i	5' 4"i	5' 4"i
400S300-43	33	12	13' 9"	13' 9"	13' 9"	12' 9"	12' 9"	12' 9"	12' 0"	12' 0"	12' 0"	11' 3"i	11' 3"i	11' 3"i	10' 8"i	10' 8"i	10' 8"i	10' 2"i	10' 2"i	10' 2"i
	33	16	11' 8"	11' 8"	11' 8"	10' 10"i	10' 10"i	10' 10"i	10' 2"i	10' 2"i	10' 2"i	9' 7"i	9' 7"i	9' 7"i	9' 1"i	9' 1"i	9' 1"i	8' 7"i	8' 7"i	8' 7"i
	33	24	9' 3"i	9' 3"i	9' 3"i	8' 7"i	8' 7"i	8' 7"i	8' 0"i	8' 0"i	8' 0"i	7' 6"i	7' 6"i	7' 6"i	7' 1"i	7' 1"i	7' 1"i	6' 8"i	6' 8"i	6' 8"i
400S300-54	50	12	18' 4"	18' 4"	15' 6"	17' 1"	17' 1"	14' 9"	16' 0"	16' 0"	14' 3"	15' 2"	15' 2"	13' 9"	14' 4"	14' 4"	13' 3"	13' 8"	13' 8"	13' 0"
	50	16	15' 8"	15' 8"	14' 1"	14' 7"	14' 7"	13' 6"	13' 8"	13' 8"	13' 0"	12' 10"	12' 10"	12' 6"	12' 2"	12' 2"	12' 1"	11' 7"	11' 7"	11' 7"
	50	24	12' 7"	12' 7"	12' 3"	11' 7"	11' 7"	11' 7"	10' 10"	10' 10"	10' 10"	10' 2"	10' 2"	10' 2"	9' 7"	9' 7"	9' 7"	9' 1"	9' 1"	9' 1"
400S300-68	50	12	21' 4"	20' 0"	16' 10"	19' 10"	19' 1"	16' 1"	18' 7"	18' 4"	15' 6"	17' 7"	17' 7"	15' 0"	16' 8"	16' 8"	14' 6"	15' 10"	15' 10"	14' 1"
	50	16	18' 3"	18' 2"	15' 3"	17' 0"	17' 0"	14' 8"	15' 10"	15' 10"	14' 1"	15' 0"	15' 0"	13' 7"	14' 2"	14' 2"	13' 2"	13' 6"	13' 6"	12' 9"
	50	24	14' 6"	14' 6"	13' 4"	13' 6"	13' 6"	12' 9"	12' 6"	12' 6"	12' 3"	11' 9"	11' 9"	11' 9"	11' 1"	11' 1"	11' 1"	10' 6"	10' 6"	10' 6"
400S300-97	50	12	25' 9"	22' 6"	19' 0"	24' 2"	21' 6"	18' 2"	22' 7"	20' 8"	17' 6"	21' 2"	20' 0"	16' 10"	20' 0"	19' 4"	16' 3"	18' 10"	18' 9"	15' 10"
	50	16	22' 1"	20' 4"	17' 2"	20' 3"	19' 7"	16' 6"	18' 10"	18' 9"	15' 10"	17' 8"	17' 8"	15' 3"	16' 7"	16' 7"	14' 9"	15' 8"	15' 8"	14' 4"
	50	24	17' 1"	17' 1"	15' 1"	15' 8"	15' 8"	14' 4"	14' 6"	14' 6"	13' 10"	13' 6"	13' 6"	13' 4"	12' 7"	12' 7"	12' 7"	11' 9"	11' 9"	11' 9"

NOTES:

1) $p = I_w \{qC_eC_gC_p\}$; I_w of 0.75 has been incorpotated in the deflection values of the table.
The parameters in the bracket { } must be determined by the design professional in accordance with the NBCC.

2) "e" web stiffeners required at ends; "i" web stiffeners required at interior support; "a" web stiffeners required at ends and interior supports.

DOUBLE SPAN CURTAIN WALL LIMITING HEIGHTS (ft-in.) continued

SPECIFIED LOADS			35 psf			40 psf			45 psf			50 psf			55 psf			60 psf		
Stud Member	F_y (ksi)	Spacing (in.) o.c.	L/240	L/360	L/600	L/240	L/360	L/600	L/240	L/360	L/600	L/240	L/360	L/600	L/240	L/360	L/600	L/240	L/360	L/600
600S125-33	33	12	10' 9"i	10' 9"i	10' 9"i	10' 1"i	10' 1"i	10' 1"i	9' 6"i	9' 6"i	9' 6"i	9' 0"i	9' 0"i	9' 0"i	8' 7"i	8' 7"i	8' 7"i	8' 3"i	8' 3"i	8' 3"i
	33	16	9' 4"i	9' 4"i	9' 4"i	8' 9"i	8' 9"i	8' 9"i	8' 3"i	8' 3"i	8' 3"i	7' 9"i	7' 9"i	7' 9"i	7' 6"i	7' 6"i	7' 6"i	7' 2"i	7' 2"i	7' 2"i
	33	24	7' 7"i	7' 7"i	7' 7"i	7' 2"i	7' 2"i	7' 2"i	6' 8"i	6' 8"i	6' 8"i	6' 2"a	6' 2"a	6' 2"a	5' 10"a	5' 10"a	5' 10"a	5' 6"a	5' 6"a	5' 6"a
600S125-43	33	12	13' 2"	13' 2"	13' 2"	12' 3"	12' 3"	12' 3"	11' 7"	11' 7"	11' 7"	11' 0"i	11' 0"i	11' 0"i	10' 6"i	10' 6"i	10' 6"i	10' 1"i	10' 1"i	10' 1"i
	33	16	11' 4"	11' 4"	11' 4"	10' 8"i	10' 8"i	10' 8"i	10' 1"i	10' 1"i	10' 1"i	9' 6"i	9' 6"i	9' 6"i	9' 1"i	9' 1"i	9' 1"i	8' 8"i	8' 8"i	8' 8"i
	33	24	9' 3"i	9' 3"i	9' 3"i	8' 8"i	8' 8"i	8' 8"i	8' 2"i	8' 2"i	8' 2"i	7' 9"i	7' 9"i	7' 9"i	7' 4"i	7' 4"i	7' 4"i	7' 1"i	7' 1"i	7' 1"i
600S125-54	50	12	17' 8"	17' 8"	17' 4"	16' 6"	16' 6"	16' 6"	15' 7"	15' 7"	15' 7"	14' 9"	14' 9"	14' 9"	14' 1"	14' 1"	14' 1"	13' 6"	13' 6"	13' 6"
	50	16	15' 3"	15' 3"	15' 3"	14' 3"	14' 3"	14' 3"	13' 6"	13' 6"	13' 6"	12' 9"	12' 9"	12' 9"	12' 2"	12' 2"	12' 2"	11' 8"	11' 8"	11' 8"
	50	24	12' 6"	12' 6"	12' 6"	11' 8"	11' 8"	11' 8"	11' 0"	11' 0"	11' 0"	10' 6"	10' 6"	10' 6"	10' 0"	10' 0"	10' 0"	9' 6"	9' 6"	9' 6"
600S162-33	33	12	13' 7"i	13' 7"i	13' 7"i	12' 8"i	12' 8"i	12' 8"i	12' 0"i	12' 0"i	12' 0"i	11' 4"i	11' 4"i	11' 4"i	10' 8"i	10' 8"i	10' 8"i	10' 1"i	10' 1"i	10' 1"i
	33	16	11' 9"i	11' 9"i	11' 9"i	10' 10"i	10' 10"i	10' 10"i	10' 1"i	10' 1"i	10' 1"i	9' 6"a	9' 6"a	9' 6"a	8' 10"a	8' 10"a	8' 10"a	8' 4"a	8' 4"a	8' 4"a
	33	24	9' 2"a	9' 2"a	9' 2"a	8' 4"a	8' 4"a	8' 4"a	7' 9"a	7' 9"a	7' 9"a	7' 2"a	7' 2"a	7' 2"a	6' 8"a	6' 8"a	6' 8"a	6' 3"a	6' 3"a	6' 3"a
600S162-43	33	12	16' 3"i	16' 3"i	16' 3"i	15' 2"i	15' 2"i	15' 2"i	14' 4"i	14' 4"i	14' 4"i	13' 7"i	13' 7"i	13' 7"i	13' 0"i	13' 0"i	13' 0"i	12' 4"i	12' 4"i	12' 4"i
	33	16	14' 1"i	14' 1"i	14' 1"i	13' 2"i	13' 2"i	13' 2"i	12' 4"i	12' 4"i	12' 4"i	11' 9"i	11' 9"i	11' 9"i	11' 3"i	11' 3"i	11' 3"i	10' 9"i	10' 9"i	10' 9"i
	33	24	11' 6"i	11' 6"i	11' 6"i	10' 9"i	10' 9"i	10' 9"i	10' 2"i	10' 2"i	10' 2"i	9' 7"i	9' 7"i	9' 7"i	9' 2"i	9' 2"i	9' 2"i	8' 9"a	8' 9"a	8' 9"a
600S162-54	50	12	21' 8"	21' 8"	18' 10"	20' 3"	20' 3"	18' 1"	19' 1"	19' 1"	17' 4"	18' 1"	18' 1"	16' 9"	17' 3"	17' 3"	16' 3"	16' 7"	16' 7"	15' 9"
	50	16	18' 9"	18' 9"	17' 2"	17' 7"	17' 7"	16' 6"	16' 7"	16' 7"	15' 9"	15' 8"	15' 8"	15' 3"	15' 0"	15' 0"	14' 9"	14' 3"	14' 3"	14' 3"
	50	24	15' 3"	15' 3"	15' 0"	14' 3"	14' 3"	14' 3"	13' 6"	13' 6"	13' 6"	12' 9"i	12' 9"i	12' 9"i	12' 2"i	12' 2"i	12' 2"i	11' 8"i	11' 8"i	11' 8"i
600S162-68	50	12	25' 2"	24' 1"	20' 3"	23' 7"	23' 0"	19' 4"	22' 2"	22' 1"	18' 8"	21' 1"	21' 1"	18' 0"	20' 1"	20' 1"	17' 6"	19' 2"	19' 2"	17' 0"
	50	16	21' 9"	21' 9"	18' 4"	20' 4"	20' 4"	17' 7"	19' 2"	19' 2"	17' 0"	18' 3"	18' 3"	16' 4"	17' 4"	17' 4"	15' 10"	16' 8"	16' 8"	15' 4"
	50	24	17' 9"	17' 9"	16' 1"	16' 8"	16' 8"	15' 4"	15' 8"	15' 8"	14' 9"	14' 10"	14' 10"	14' 3"	14' 2"	14' 2"	13' 10"	13' 7"	13' 7"	13' 6"
600S162-97	50	12	30' 6"	26' 8"	22' 6"	29' 2"	25' 6"	21' 6"	27' 6"	24' 6"	20' 8"	26' 1"	23' 8"	20' 0"	24' 10"	22' 10"	19' 4"	23' 9"	22' 3"	18' 9"
	50	16	27' 0"	24' 2"	20' 4"	25' 2"	23' 2"	19' 7"	23' 9"	22' 3"	18' 9"	22' 7"	21' 6"	18' 1"	21' 6"	20' 9"	17' 7"	20' 7"	20' 2"	17' 1"
	50	24	22' 0"	21' 2"	17' 10"	20' 7"	20' 2"	17' 1"	19' 4"	19' 4"	16' 4"	18' 4"	18' 4"	15' 10"	17' 7"	17' 7"	15' 4"	16' 9"	16' 9"	14' 10"
600S200-33	33	12	14' 6"i	14' 6"i	14' 6"i	13' 4"i	13' 4"i	13' 4"i	12' 6"i	12' 6"i	12' 6"i	11' 8"i	11' 8"i	11' 8"i	11' 0"i	11' 0"i	11' 0"i	10' 4"a	10' 4"a	10' 4"a
	33	16	12' 2"i	12' 2"i	12' 2"i	11' 2"i	11' 2"i	11' 2"i	10' 4"a	10' 4"a	10' 4"a	9' 8"a	9' 8"a	9' 8"a	9' 1"a	9' 1"a	9' 1"a	8' 7"a	8' 7"a	8' 7"a
	33	24	9' 4"a	9' 4"a	9' 4"a	8' 7"a	8' 7"a	8' 7"a	7' 10"a	7' 10"a	7' 10"a	7' 3"a	7' 3"a	7' 3"a	6' 10"a	6' 10"a	6' 10"a	6' 4"a	6' 4"a	6' 4"a
600S200-43	33	12	17' 4"i	17' 4"i	17' 4"i	16' 3"i	16' 3"i	16' 3"i	15' 4"i	15' 4"i	15' 4"i	14' 7"i	14' 7"i	14' 7"i	13' 10"i	13' 10"i	13' 10"i	13' 3"i	13' 3"i	13' 3"i
	33	16	15' 1"i	15' 1"i	15' 1"i	14' 1"i	14' 1"i	14' 1"i	13' 3"i	13' 3"i	13' 3"i	12' 7"i	12' 7"i	12' 7"i	12' 0"i	12' 0"i	12' 0"i	11' 6"i	11' 6"i	11' 6"i
	33	24	12' 3"i	12' 3"i	12' 3"i	11' 6"i	11' 6"i	11' 6"i	10' 9"i	10' 9"i	10' 9"i	10' 1"i	10' 1"i	10' 1"i	9' 7"a	9' 7"a	9' 7"a	9' 1"a	9' 1"a	9' 1"a
600S200-54	50	12	23' 2"	23' 2"	19' 10"	21' 8"	21' 8"	19' 0"	20' 4"	20' 4"	18' 3"	19' 4"	19' 4"	17' 8"	18' 6"	18' 6"	17' 1"	17' 8"	17' 8"	16' 7"
	50	16	20' 1"	20' 1"	18' 1"	18' 9"	18' 9"	17' 3"	17' 8"	17' 8"	16' 7"	16' 9"	16' 9"	16' 1"	16' 0"	16' 0"	15' 7"	15' 3"	15' 3"	15' 1"
	50	24	16' 4"	16' 4"	15' 9"	15' 3"	15' 3"	15' 1"	14' 6"i	14' 6"i	14' 6"i	13' 8"i	13' 8"i	13' 8"i	13' 1"i	13' 1"i	13' 1"i	12' 4"i	12' 4"i	12' 4"i
600S200-68	50	12	26' 10"	25' 3"	21' 4"	25' 2"	24' 2"	20' 4"	23' 8"	23' 3"	19' 7"	22' 6"	22' 6"	19' 0"	21' 6"	21' 6"	18' 4"	20' 7"	20' 7"	17' 9"
	50	16	23' 3"	23' 0"	19' 4"	21' 9"	21' 9"	18' 7"	20' 7"	20' 7"	17' 9"	19' 6"	19' 6"	17' 2"	18' 7"	18' 7"	16' 8"	17' 9"	17' 9"	16' 2"
	50	24	19' 0"	19' 0"	16' 10"	17' 9"	17' 9"	16' 2"	16' 9"	16' 9"	15' 7"	15' 10"	15' 10"	15' 0"	15' 2"	15' 2"	14' 7"	14' 6"	14' 6"	14' 2"
600S200-97	50	12	32' 2"	28' 1"	23' 8"	30' 9"	26' 10"	22' 8"	29' 7"	25' 9"	21' 9"	28' 0"	25' 0"	21' 0"	26' 8"	24' 2"	20' 4"	25' 7"	23' 6"	19' 9"
	50	16	29' 0"	25' 6"	21' 6"	27' 2"	24' 4"	20' 7"	25' 7"	23' 6"	19' 9"	24' 3"	22' 8"	19' 1"	23' 2"	22' 0"	18' 6"	22' 2"	21' 3"	18' 0"
	50	24	23' 8"	22' 3"	18' 9"	22' 2"	21' 3"	18' 0"	20' 10"	20' 6"	17' 3"	19' 9"	19' 9"	16' 8"	18' 10"	18' 10"	16' 2"	18' 1"	18' 1"	15' 8"
600S250-33	33	12	14' 9"i	14' 9"i	14' 9"i	13' 7"i	13' 7"i	13' 7"i	12' 8"i	12' 8"i	12' 8"i	11' 10"i	11' 10"i	11' 10"i	11' 2"i	11' 2"i	11' 2"i	10' 7"a	10' 7"a	10' 7"a
	33	16	12' 4"i	12' 4"i	12' 4"i	11' 4"i	11' 4"i	11' 4"i	10' 7"a	10' 7"a	10' 7"a	9' 10"a	9' 10"a	9' 10"a	9' 3"a	9' 3"a	9' 3"a	8' 8"a	8' 8"a	8' 8"a
	33	24	9' 7"a	9' 7"a	9' 7"a	8' 8"a	8' 8"a	8' 8"a	8' 0"a	8' 0"a	8' 0"a	7' 4"a	7' 4"a	7' 4"a	6' 10"a	6' 10"a	6' 10"a	6' 6"a	6' 6"a	6' 6"a
600S250-43	33	12	17' 10"i	17' 10"i	17' 10"i	16' 8"i	16' 8"i	16' 8"i	15' 9"i	15' 9"i	15' 9"i	15' 0"i	15' 0"i	15' 0"i	14' 3"i	14' 3"i	14' 3"i	13' 8"i	13' 8"i	13' 8"i
	33	16	15' 6"i	15' 6"i	15' 6"i	14' 6"i	14' 6"i	14' 6"i	13' 8"i	13' 8"i	13' 8"i	13' 0"i	13' 0"i	13' 0"i	12' 4"i	12' 4"i	12' 4"i	11' 9"i	11' 9"i	11' 9"i
	33	24	12' 8"i	12' 8"i	12' 8"i	11' 9"i	11' 9"i	11' 9"i	11' 0"i	11' 0"i	11' 0"i	10' 3"i	10' 3"i	10' 3"i	9' 8"a	9' 8"a	9' 8"a	9' 2"a	9' 2"a	9' 2"a
600S250-54	50	12	23' 9"	23' 9"	20' 7"	22' 2"	22' 2"	19' 8"	21' 0"	21' 0"	18' 10"	19' 10"	19' 10"	18' 3"	19' 0"	19' 0"	17' 8"	18' 1"	18' 1"	17' 2"
	50	16	20' 7"	20' 7"	18' 8"	19' 2"	19' 2"	17' 10"	18' 1"	18' 1"	17' 2"	17' 2"	17' 2"	16' 7"	16' 4"	16' 4"	16' 1"	15' 8"i	15' 8"i	15' 7"i
	50	24	16' 9"	16' 9"	16' 3"	15' 8"i	15' 8"i	15' 7"i	14' 9"i	14' 9"i	14' 9"i	14' 1"i	14' 1"i	14' 1"i	13' 3"i	13' 3"i	13' 3"i	12' 8"i	12' 8"i	12' 8"i
600S250-68	50	12	27' 8"	26' 4"	22' 3"	25' 10"	25' 3"	21' 3"	24' 4"	24' 3"	20' 6"	23' 2"	23' 2"	19' 9"	22' 1"	22' 1"	19' 2"	21' 1"	21' 1"	18' 7"
	50	16	24' 0"	24' 0"	20' 3"	22' 4"	22' 4"	19' 4"	21' 1"	21' 1"	18' 7"	20' 1"	20' 1"	18' 0"	19' 1"	19' 1"	17' 4"	18' 3"	18' 3"	16' 10"
	50	24	19' 7"	19' 7"	17' 8"	18' 3"	18' 3"	16' 10"	17' 3"	17' 3"	16' 3"	16' 4"	16' 4"	15' 8"	15' 7"	15' 7"	15' 2"	15' 0"	15' 0"	14' 9"
600S250-97	50	12	33' 9"	29' 6"	24' 10"	32' 3"	28' 2"	23' 9"	30' 7"	27' 1"	22' 10"	29' 1"	26' 2"	22' 1"	27' 8"	25' 4"	21' 4"	26' 6"	24' 8"	20' 9"
	50	16	30' 1"	26' 9"	22' 7"	28' 1"	25' 7"	21' 7"	26' 6"	24' 8"	20' 9"	25' 2"	23' 9"	20' 1"	24' 0"	23' 1"	19' 6"	23' 0"	22' 4"	18' 10"
	50	24	24' 7"	23' 4"	19' 9"	23' 0"	22' 4"	18' 10"	21' 8"	21' 6"	18' 2"	20' 6"	20' 6"	17' 6"	19' 7"	19' 7"	17' 0"	18' 9"	18' 9"	16' 6"
600S300-33	33	12	14' 10"i	14' 10"i	14' 10"i	13' 8"i	13' 8"i	13' 8"i	12' 9"i	12' 9"i	12' 9"i	12' 0"i	12' 0"i	12' 0"i	11' 3"a	11' 3"a	11' 3"a	10' 8"a	10' 8"a	10' 8"a
	33	16	12' 6"i	12' 6"i	12' 6"i	11' 6"i	11' 6"i	11' 6"i	10' 8"a	10' 8"a	10' 8"a	9' 10"a	9' 10"a	9' 10"a	9' 3"a	9' 3"a	9' 3"a	8' 9"a	8' 9"a	8' 9"a
	33	24	9' 7"a	9' 7"a	9' 7"a	8' 9"a	8' 9"a	8' 9"a	8' 1"a	8' 1"a	8' 1"a	7' 6"a	7' 6"a	7' 6"a	7' 0"a	7' 0"a	7' 0"a	6' 6"a	6' 6"a	6' 6"a
600S300-43	33	12	18' 2"i	18' 2"i	18' 2"i	17' 0"i	17' 0"i	17' 0"i	16' 1"i	16' 1"i	16' 1"i	15' 2"i	15' 2"i	15' 2"i	14' 6"i	14' 6"i	14' 6"i	13' 10"i	13' 10"i	13' 10"i
	33	16	15' 9"i	15' 9"i	15' 9"i	14' 8"i	14' 8"i	14' 8"i	13' 10"i	13' 10"i	13' 10"i	13' 2"i	13' 2"i	13' 2"i	12' 6"i	12' 6"i	12' 6"i	11' 10"i	11' 10"i	11' 10"i
	33	24	12' 10"i	12' 10"i	12' 10"i	11' 10"i	11' 10"i	11' 10"i	11' 1"i	11' 1"i	11' 1"i	10' 4"a	10' 4"a	10' 4"a	9' 10"a	9' 10"a	9' 10"a	9' 3"a	9' 3"a	9' 3"a
600S300-54	50	12	24' 2"	24' 2"	21' 1"	22' 7"	22' 7"	20' 1"	21' 3"	21' 3"	19' 4"	20' 2"	20' 2"	18' 8"	19' 3"	19' 3"	18' 1"	18' 4"	18' 4"	17' 7"
	50	16	20' 10"	20' 10"	19' 1"	19' 7"	19' 7"	18' 3"	18' 4"	18' 4"	17' 7"	17' 6"	17' 6"	17' 0"	16' 8"	16' 8"	16' 6"	16' 0"i	16' 0"i	16' 0"i
	50	24	17' 1"	17' 1"	16' 8"	16' 0"i	16' 0"i	16' 0"i	15' 1"i	15' 1"i	15' 1"i	14' 3"i	14' 3"i	14' 3"i	13' 6"i	13' 6"i	13' 6"i	12' 10"i	12' 10"i	12' 10"i
600S300-68	50	12	28' 2"	27' 2"	22' 10"	26' 4"	26' 0"	21' 10"	24' 10"	24' 10"	21' 1"	23' 7"	23' 7"	20' 3"	22' 6"	22' 6"	19' 8"	21' 7"	21' 7"	19' 1"
	50	16	24' 4"	24' 4"	20' 9"	22' 10"	22' 10"	19' 10"	21' 7"	21' 7"	19' 1"	20' 4"	20' 4"	18' 6"	19' 6"	19' 6"	17' 10"	18' 8"	18' 8"	17' 4"
	50	24	20' 0"	20' 0"	18' 2"	18' 8"	18' 8"	17' 4"	17' 7"	17' 7"	16' 8"	16' 8"	16' 8"	16' 1"	15' 10"	15' 10"	15' 7"	15' 2"	15' 2"	15' 2"
600S300-97	50	12	35' 0"	30' 7"	25' 9"	33' 3"	29' 3"	24' 8"	31' 4"	28' 2"	23' 8"	29' 9"	27' 2"	22' 10"	28' 4"	26' 3"	22' 2"	27' 2"	25' 7"	21' 7"
	50	16	30' 9"	27' 9"	23' 6"	28' 9"	26' 7"	22' 4"	27' 2"	25' 7"	21' 7"	25' 9"	24' 8"	20' 9"	24' 7"	23' 10"	20' 2"	23' 6"	23' 2"	19' 7"
	50	24	25' 2"	24' 3"	20' 6"	23' 6"	23' 2"	19' 7"	22' 2"	22' 2"	18' 9"	21' 1"	21' 1"	18' 2"	20' 0"	20' 0"	17' 7"	19' 1"	19' 1"	17' 1"

NOTES:

1) $p = I_w \{qC_eC_gC_p\}$; I_w of 0.75 has been incorpotated in the deflection values of the table.
The parameters in the bracket { } must be determined by the design professional in accordance with the NBCC.

2) "e" web stiffeners required at ends; "i" web stiffeners required at interior support; "a" web stiffeners required at ends and interior supports.

DOUBLE SPAN CURTAIN WALL LIMITING HEIGHTS (ft-in.) continued

SPECIFIED LOADS			35 psf			40 psf			45 psf			50 psf			55 psf			60 psf		
Stud Member	F_y (ksi)	Spacing (in.) o.c.	L/240	L/360	L/600	L/240	L/360	L/600	L/240	L/360	L/600	L/240	L/360	L/600	L/240	L/360	L/600	L/240	L/360	L/600
800S162-43	33	12	19' 0"a	19' 0"a	19' 0"a	17' 9"a	17' 9"a	17' 9"a	16' 8"a	16' 8"a	16' 8"a	15' 8"a	15' 8"a	15' 8"a	14' 10"a	14' 10"a	14' 10"a	14' 1"a	14' 1"a	14' 1"a
	33	16	16' 4"a	16' 4"a	16' 4"a	15' 2"a	15' 2"a	15' 2"a	14' 1"a	14' 1"a	14' 1"a	13' 3"a	13' 3"a	13' 3"a	12' 6"a	12' 6"a	12' 6"a	11' 10"a	11' 10"a	11' 10"a
	33	24	12' 10"a	12' 10"a	12' 10"a	11' 10"a	11' 10"a	11' 10"a	11' 0"a	11' 0"a	11' 0"a	10' 3"a	10' 3"a	10' 3"a	9' 8"a	9' 8"a	9' 8"a	9' 2"a	9' 2"a	9' 2"a
800S162-54	50	12	25' 3"	25' 3"	23' 7"	23' 8"	23' 8"	22' 7"	22' 3"	22' 3"	21' 8"	21' 2"	21' 2"	21' 0"	20' 2"	20' 2"	20' 2"	19' 3"	19' 3"	19' 3"
	50	16	21' 10"	21' 10"	21' 6"	20' 6"	20' 6"	20' 6"	19' 3"	19' 3"	19' 3"	18' 3"i	18' 3"i	18' 3"i	17' 6"i	17' 6"i	17' 6"i	16' 8"i	16' 8"i	16' 8"i
	50	24	17' 10"i	17' 10"i	17' 10"i	16' 8"i	16' 8"i	16' 8"i	15' 9"i	15' 9"i	15' 9"i	15' 0"i	15' 0"i	15' 0"i	14' 3"a	14' 3"a	14' 3"a	13' 7"a	13' 7"a	13' 7"a
800S162-68	50	12	29' 7"	29' 7"	25' 7"	27' 8"	27' 8"	24' 6"	26' 1"	26' 1"	23' 6"	24' 9"	24' 9"	22' 8"	23' 7"	23' 7"	22' 0"	22' 7"	22' 7"	21' 4"
	50	16	25' 8"	25' 8"	23' 2"	24' 0"	24' 0"	22' 2"	22' 7"	22' 7"	21' 4"	21' 6"	21' 6"	20' 7"	20' 6"	20' 6"	20' 0"	19' 7"	19' 7"	19' 4"
	50	24	21' 0"	21' 0"	20' 3"	19' 7"	19' 7"	19' 4"	18' 6"	18' 6"	18' 6"	17' 6"	17' 6"	17' 6"	16' 8"	16' 8"	16' 8"	16' 0"i	16' 0"i	16' 0"i
800S162-97	50	12	37' 4"	33' 8"	28' 6"	35' 0"	32' 3"	27' 2"	33' 0"	31' 0"	26' 2"	31' 3"	30' 0"	25' 3"	29' 9"	29' 0"	24' 6"	28' 7"	28' 2"	23' 9"
	50	16	32' 4"	30' 8"	25' 10"	30' 3"	29' 3"	24' 8"	28' 7"	28' 2"	23' 9"	27' 1"	27' 1"	23' 0"	25' 9"	25' 9"	22' 2"	24' 8"	24' 8"	21' 7"
	50	24	26' 4"	26' 4"	22' 7"	24' 8"	24' 8"	21' 7"	23' 3"	23' 3"	20' 9"	22' 1"	22' 1"	20' 1"	21' 1"	21' 1"	19' 4"	20' 2"	20' 2"	18' 10"
800S200-43	33	12	20' 4"a	20' 4"a	20' 4"a	19' 1"a	19' 1"a	19' 1"a	18' 0"a	18' 0"a	18' 0"a	17' 1"a	17' 1"a	17' 1"a	16' 3"a	16' 3"a	16' 3"a	15' 6"a	15' 6"a	15' 6"a
	33	16	17' 8"a	17' 8"a	17' 8"a	16' 6"a	16' 6"a	16' 6"a	15' 6"a	15' 6"a	15' 6"a	14' 7"a	14' 7"a	14' 7"a	13' 8"a	13' 8"a	13' 8"a	13' 0"a	13' 0"a	13' 0"a
	33	24	14' 1"a	14' 1"a	14' 1"a	13' 0"a	13' 0"a	13' 0"a	12' 0"a	12' 0"a	12' 0"a	11' 2"a	11' 2"a	11' 2"a	10' 6"a	10' 6"a	10' 6"a	9' 10"a	9' 10"a	9' 10"a
800S200-54	50	12	27' 1"	27' 1"	25' 0"	25' 4"	25' 4"	23' 10"	23' 10"	23' 10"	23' 0"	22' 8"	22' 8"	22' 2"	21' 7"	21' 7"	21' 6"	20' 8"i	20' 8"i	20' 8"i
	50	16	23' 6"	23' 6"	22' 8"	22' 0"	22' 0"	21' 8"	20' 8"i	20' 8"i	20' 8"i	19' 8"i	19' 8"i	19' 8"i	18' 8"i	18' 8"i	18' 8"i	17' 10"i	17' 10"i	17' 10"i
	50	24	19' 2"i	19' 2"i	19' 2"i	17' 10"i	17' 10"i	17' 10"i	16' 10"i	16' 10"i	16' 10"i	16' 0"a	16' 0"a	16' 0"a	15' 3"a	15' 3"a	15' 3"a	14' 8"a	14' 8"a	14' 8"a
800S200-68	50	12	31' 8"	31' 8"	26' 9"	29' 7"	29' 7"	25' 8"	28' 0"	28' 0"	24' 8"	26' 6"	26' 6"	23' 9"	25' 3"	25' 3"	23' 1"	24' 2"	24' 2"	22' 4"
	50	16	27' 4"	27' 4"	24' 4"	25' 8"	25' 8"	23' 3"	24' 2"	24' 2"	22' 4"	23' 0"	23' 0"	21' 7"	21' 10"	21' 10"	21' 0"	21' 0"	21' 0"	20' 4"
	50	24	22' 4"	22' 4"	21' 3"	21' 0"	21' 0"	20' 4"	19' 9"	19' 9"	19' 7"	18' 9"i	18' 9"i	18' 9"i	17' 10"i	17' 10"i	17' 10"i	17' 1"i	17' 1"i	17' 1"i
800S200-97	50	12	39' 10"	35' 4"	29' 9"	37' 3"	33' 9"	28' 6"	35' 2"	32' 6"	27' 6"	33' 4"	31' 4"	26' 6"	31' 9"	30' 4"	25' 8"	30' 6"	29' 7"	24' 10"
	50	16	34' 7"	32' 2"	27' 1"	32' 3"	30' 9"	25' 10"	30' 6"	29' 7"	24' 10"	28' 10"	28' 6"	24' 1"	27' 7"	27' 7"	23' 3"	26' 4"	26' 4"	22' 8"
	50	24	28' 2"	28' 1"	23' 8"	26' 4"	26' 4"	22' 8"	24' 10"	24' 10"	21' 9"	23' 7"	23' 7"	21' 0"	22' 6"	22' 6"	20' 4"	21' 7"	21' 7"	19' 9"
800S250-43	33	12	20' 10"a	20' 10"a	20' 10"a	19' 6"a	19' 6"a	19' 6"a	18' 4"a	18' 4"a	18' 4"a	17' 6"a	17' 6"a	17' 6"a	16' 6"a	16' 6"a	16' 6"a	15' 7"a	15' 7"a	15' 7"a
	33	16	18' 1"a	18' 1"a	18' 1"a	16' 9"a	16' 9"a	16' 9"a	15' 7"a	15' 7"a	15' 7"a	14' 8"a	14' 8"a	14' 8"a	13' 9"a	13' 9"a	13' 9"a	13' 0"a	13' 0"a	13' 0"a
	33	24	14' 2"a	14' 2"a	14' 2"a	13' 0"a	13' 0"a	13' 0"a	12' 1"a	12' 1"a	12' 1"a	11' 2"a	11' 2"a	11' 2"a	10' 6"a	10' 6"a	10' 6"a	9' 10"a	9' 10"a	9' 10"a
800S250-54	50	12	27' 9"	27' 9"	25' 8"	26' 0"	26' 0"	24' 7"	24' 6"	24' 6"	23' 8"	23' 2"	23' 2"	22' 9"	22' 2"	22' 2"	22' 1"	21' 2"i	21' 2"i	21' 2"i
	50	16	24' 1"	24' 1"	23' 4"	22' 6"	22' 6"	22' 4"	21' 2"i	21' 2"i	21' 2"i	20' 1"i	20' 1"i	20' 1"i	19' 2"i	19' 2"i	19' 2"i	18' 4"i	18' 4"i	18' 4"i
	50	24	19' 7"i	19' 7"i	19' 7"i	18' 4"i	18' 4"i	18' 4"i	17' 3"a	17' 3"a	17' 3"a	16' 4"a	16' 4"a	16' 4"a	15' 8"a	15' 8"a	15' 8"a	14' 10"a	14' 10"a	14' 10"a
800S250-68	50	12	32' 6"	32' 6"	27' 10"	30' 4"	30' 4"	26' 8"	28' 8"	28' 8"	25' 7"	27' 2"	27' 2"	24' 9"	25' 10"	25' 10"	24' 0"	24' 9"	24' 9"	23' 3"
	50	16	28' 2"	28' 2"	25' 3"	26' 3"	26' 3"	24' 2"	24' 9"	24' 9"	23' 3"	23' 7"	23' 7"	22' 6"	22' 6"	22' 6"	21' 9"	21' 6"	21' 6"	21' 2"
	50	24	23' 0"	23' 0"	22' 1"	21' 6"	21' 6"	21' 2"	20' 3"	20' 3"	20' 3"	19' 2"i	19' 2"i	19' 2"i	18' 3"i	18' 3"i	18' 3"i	17' 7"i	17' 7"i	17' 7"i
800S250-97	50	12	41' 2"	37' 0"	31' 2"	38' 6"	35' 4"	29' 9"	36' 3"	34' 0"	28' 8"	34' 4"	32' 9"	27' 8"	32' 9"	31' 9"	26' 9"	31' 4"	30' 10"	26' 1"
	50	16	35' 7"	33' 7"	28' 3"	33' 3"	32' 1"	27' 1"	31' 4"	30' 10"	26' 1"	29' 9"	29' 9"	25' 2"	28' 4"	28' 4"	24' 4"	27' 2"	27' 2"	23' 8"
	50	24	29' 1"	29' 1"	24' 9"	27' 2"	27' 2"	23' 8"	25' 8"	25' 8"	22' 9"	24' 4"	24' 4"	22' 0"	23' 2"	23' 2"	21' 3"	22' 2"	22' 2"	20' 8"
800S300-43	33	12	21' 2"a	21' 2"a	21' 2"a	19' 9"a	19' 9"a	19' 9"a	18' 7"a	18' 7"a	18' 7"a	17' 6"a	17' 6"a	17' 6"a	16' 6"a	16' 6"a	16' 6"a	15' 7"a	15' 7"a	15' 7"a
	33	16	18' 2"a	18' 2"a	18' 2"a	16' 9"a	16' 9"a	16' 9"a	15' 7"a	15' 7"a	15' 7"a	14' 8"a	14' 8"a	14' 8"a	13' 9"a	13' 9"a	13' 9"a	13' 0"a	13' 0"a	13' 0"a
	33	24	14' 2"a	14' 2"a	14' 2"a	13' 0"a	13' 0"a	13' 0"a	12' 1"a	12' 1"a	12' 1"a	11' 2"a	11' 2"a	11' 2"a	10' 6"a	10' 6"a	10' 6"a	9' 10"a	9' 10"a	9' 10"a
800S300-54	50	12	28' 2"	28' 2"	26' 3"	26' 4"	26' 4"	25' 2"	24' 9"	24' 9"	24' 2"	23' 7"	23' 7"	23' 4"	22' 6"i	22' 6"i	22' 6"i	21' 6"i	21' 6"i	21' 6"i
	50	16	24' 4"	24' 4"	23' 10"	22' 9"	22' 9"	22' 9"	21' 6"i	21' 6"i	21' 6"i	20' 4"i	20' 4"i	20' 4"i	19' 6"i	19' 6"i	19' 6"i	18' 7"i	18' 7"i	18' 7"i
	50	24	19' 10"i	19' 10"i	19' 10"i	18' 7"i	18' 7"i	18' 7"i	17' 7"a	17' 7"a	17' 7"a	16' 7"a	16' 7"a	16' 7"a	15' 8"a	15' 8"a	15' 8"a	14' 10"a	14' 10"a	14' 10"a
800S300-68	50	12	33' 1"	33' 1"	28' 7"	30' 10"	30' 10"	27' 3"	29' 2"	29' 2"	26' 3"	27' 8"	27' 8"	25' 4"	26' 4"	26' 4"	24' 7"	25' 2"	25' 2"	23' 10"
	50	16	28' 7"	28' 7"	26' 0"	26' 9"	26' 9"	24' 9"	25' 2"	25' 2"	23' 10"	24' 0"	24' 0"	23' 1"	22' 9"	22' 9"	22' 3"	21' 10"	21' 10"	21' 8"
	50	24	23' 4"	23' 4"	22' 8"	21' 10"	21' 10"	21' 8"	20' 7"	20' 7"	20' 7"	19' 7"i	19' 7"i	19' 7"i	18' 7"i	18' 7"i	18' 7"i	17' 10"i	17' 10"i	17' 10"i
800S300-97	50	12	42' 0"	38' 2"	32' 2"	39' 3"	36' 7"	30' 9"	37' 1"	35' 2"	29' 8"	35' 2"	33' 10"	28' 7"	33' 6"	32' 10"	27' 8"	32' 1"	31' 10"	26' 10"
	50	16	36' 4"	34' 8"	29' 3"	34' 0"	33' 2"	28' 0"	32' 1"	31' 10"	26' 10"	30' 4"	30' 4"	26' 0"	29' 0"	29' 0"	25' 2"	27' 9"	27' 9"	24' 6"
	50	24	29' 8"	29' 8"	25' 7"	27' 9"	27' 9"	24' 6"	26' 2"	26' 2"	23' 6"	24' 10"	24' 10"	22' 8"	23' 8"	23' 8"	22' 0"	22' 8"	22' 8"	21' 4"

NOTES:

1) $p = I_w \{qC_eC_gC_p\}$; I_w of 0.75 has been incorpotated in the deflection values of the table.
The parameters in the bracket { } must be determined by the design professional in accordance with the NBCC.

2) "e" web stiffeners required at ends; "i" web stiffeners required at interior support; "a" web stiffeners required at ends and interior supports.

Table Notes

1 Limiting factored axial compressive resistances are based on a simple one span condition and are given in kip based on the assumption that the axial load passes through the centroid of the effective section.

2 Limiting axial resistances are based on 4'-0" on centre bracing. The ends of the studs are also assumed to be laterally and torsionally restrained. Design bridging for the accumulated torsion between bridging lines in combination with the discrete bracing requirements. Provide periodic anchorage for the bridging as required structurally.

3 Wind loads shown are factored and uniformly distributed over the surface of the wall. Axial loads are factored and are per stud. Seismic loads are not considered.

4 For wind load deflection calculations, $p = I_w \{qC_eC_gC_p\}$. I_w of 0.75 has been incorporated in the deflection values of the table. The parameters in the bracket { } must be determined by the design professional in accordance with the NBCC.

5 End supports are not checked for web crippling. See web crippling data on page 83.

COMBINED AXIAL AND LATERAL LOAD TABLE

Limiting Factored Axial Compressive Resistance Per Stud (kip)

0 psf Factored Lateral Load

Wall Height (ft)	Stud Spacing (in.) o.c.	362S162					362S200					362S250					362S300				
		33 ksi		50 ksi			33 ksi		50 ksi			33 ksi		50 ksi			33 ksi		50 ksi		
		33	43	54	68	97	33	43	54	68	97	33	43	54	68	97	33	43	54	68	97
8	12	3.03	4.15	6.28	8.06	11.7	3.59	5.09	7.81	9.95	14.1	3.87	5.75	8.74	11.5	16.2	4.02	5.86	8.78	12.1	17.8
	16	3.03	4.15	6.28	8.06	11.7	3.59	5.09	7.81	9.95	14.1	3.87	5.75	8.74	11.5	16.2	4.02	5.86	8.78	12.1	17.8
	24	3.03	4.15	6.28	8.06	11.7	3.59	5.09	7.81	9.95	14.1	3.87	5.75	8.74	11.5	16.2	4.02	5.86	8.78	12.1	17.8
9	12	2.93	4.01	5.94	7.57	10.9	3.48	4.90	7.35	9.30	13.1	3.75	5.58	8.34	10.8	15.1	3.90	5.71	8.40	11.5	17.0
	16	2.93	4.01	5.94	7.57	10.9	3.48	4.90	7.35	9.30	13.1	3.75	5.58	8.34	10.8	15.1	3.90	5.70	8.40	11.5	17.0
	24	2.93	4.00	5.94	7.57	10.9	3.47	4.89	7.35	9.30	13.1	3.75	5.58	8.34	10.8	15.1	3.90	5.70	8.40	11.5	17.0
10	12	2.81	3.84	5.56	7.03	10.1	3.35	4.67	6.84	8.60	12.1	3.62	5.39	7.92	9.99	14.0	3.77	5.53	7.98	10.7	15.8
	16	2.81	3.84	5.56	7.03	10.1	3.35	4.67	6.84	8.60	12.1	3.62	5.39	7.92	9.99	14.0	3.77	5.53	7.98	10.7	15.8
	24	2.81	3.84	5.56	7.03	10.1	3.35	4.67	6.84	8.60	12.1	3.62	5.39	7.92	9.99	14.0	3.77	5.53	7.98	10.7	15.8
12	12	2.53	3.45	4.65	5.82	8.22	3.05	4.17	5.69	7.08	9.87	3.31	4.85	6.66	8.27	11.5	3.47	5.11	7.14	9.22	13.1
	16	2.53	3.45	4.65	5.82	8.22	3.05	4.17	5.69	7.08	9.87	3.31	4.85	6.66	8.27	11.5	3.47	5.11	7.14	9.22	13.1
	24	2.53	3.45	4.65	5.82	8.22	3.05	4.17	5.69	7.08	9.87	3.31	4.85	6.66	8.27	11.5	3.47	5.11	7.14	9.22	13.1
14	12	2.21	3.00	3.81	4.74	6.59	2.69	3.62	4.63	5.73	7.92	2.97	4.23	5.43	6.72	9.29	3.14	4.64	6.13	7.69	10.6
	16	2.21	3.00	3.81	4.74	6.59	2.68	3.62	4.63	5.73	7.92	2.97	4.23	5.43	6.72	9.29	3.14	4.64	6.13	7.69	10.6
	24	2.20	3.00	3.81	4.74	6.59	2.68	3.62	4.63	5.73	7.92	2.97	4.23	5.43	6.72	9.29	3.13	4.64	6.13	7.69	10.6
16	12	1.87	2.53	3.13	3.87	5.33	2.27	3.06	3.79	4.68	6.43	2.61	3.59	4.45	5.51	7.58	2.78	4.11	5.11	6.33	8.72
	16	1.87	2.53	3.13	3.87	5.33	2.27	3.06	3.79	4.68	6.43	2.61	3.59	4.45	5.51	7.58	2.78	4.11	5.11	6.33	8.72
	24	1.87	2.53	3.13	3.87	5.33	2.27	3.06	3.79	4.68	6.42	2.60	3.59	4.45	5.51	7.58	2.77	4.11	5.11	6.32	8.71
18	12	1.58	2.10	2.59	3.20	4.37	1.91	2.54	3.13	3.86	5.28	2.25	2.99	3.69	4.56	6.26	2.43	3.44	4.25	5.26	7.23
	16	1.58	2.10	2.59	3.20	4.37	1.91	2.54	3.13	3.86	5.28	2.25	2.99	3.69	4.56	6.26	2.43	3.43	4.25	5.26	7.23
	24	1.58	2.10	2.59	3.20	4.37	1.91	2.53	3.13	3.86	5.28	2.25	2.99	3.69	4.56	6.26	2.42	3.43	4.25	5.26	7.22
20	12	1.35	1.76	2.17	2.67	3.63	1.62	2.12	2.62	3.23	4.40	1.92	2.51	3.10	3.83	5.23	2.13	2.89	3.57	4.42	6.06
	16	1.35	1.76	2.17	2.67	3.63	1.62	2.12	2.62	3.23	4.40	1.91	2.51	3.10	3.82	5.23	2.13	2.89	3.57	4.42	6.06
	24	1.34	1.76	2.17	2.67	3.63	1.62	2.12	2.62	3.23	4.40	1.91	2.51	3.10	3.82	5.23	2.13	2.89	3.57	4.42	6.06

[1] Deflection meets L/120 [3] Deflection meets L/360

[2] Deflection meets L/240 [4] Deflection meets L/600

If no note, deflection meets L/720

COMBINED AXIAL AND LATERAL LOAD TABLE

Limiting Factored Axial Compressive Resistance Per Stud (kip)

10 psf Factored Lateral Load

Wall Height (ft)	Stud Spacing (in.) o.c.	362S162					362S200					362S250					362S300				
		33 ksi		50 ksi			33 ksi		50 ksi			33 ksi		50 ksi			33 ksi		50 ksi		
		33	43	54	68	97	33	43	54	68	97	33	43	54	68	97	33	43	54	68	97
8	12	2.58	3.69	5.85	7.63	11.3	3.10	4.60	7.34	9.49	13.7	3.38	5.22	8.24	11.0	15.8	3.55	5.36	8.32	11.6	17.4
	16	2.43	3.54	5.72	7.49	11.1	2.94	4.44	7.18	9.34	13.5	3.23	5.06	8.08	10.9	15.6	3.39	5.19	8.16	11.5	17.2
	24	2.15	3.26	5.45	7.23	10.9	2.64	4.13	6.88	9.04	13.3	2.92	4.73	7.77	10.6	15.3	3.09	4.87	7.87	11.1	16.9
9	12	2.35	3.42	5.40	7.03	10.4	2.85	4.26	6.74	8.72	12.6	3.13	4.90	7.70	10.2	14.5	3.30	5.05	7.80	10.9	16.4
	16	2.18	3.24	5.23	6.86	10.2	2.66	4.06	6.55	8.53	12.4	2.94	4.69	7.49	9.95	14.4	3.11	4.84	7.61	10.7	16.2
	24	1.84	2.89	4.90	6.53	9.92	2.29	3.68	6.19	8.17	12.1	2.57	4.28	7.10	9.55	14.0	2.74	4.44	7.24	10.3	15.8
10	12	2.11	3.12	4.90	6.37	9.45	2.58	3.89	6.10	7.89	11.4	2.86	4.54	7.11	9.21	13.3	3.02	4.71	7.24	9.96	15.0
	16	1.90	2.90	4.70	6.17	9.25	2.35	3.66	5.88	7.66	11.2	2.63	4.28	6.87	8.96	13.0	2.80	4.45	7.00	9.71	14.8
	24	1.52	2.49	4.32	5.78	8.88	1.93	3.22	5.45	7.24	10.8	2.19	3.80	6.39	8.50	12.6	2.36	3.97	6.56	9.24	14.3
12	12	1.59	2.46	3.80	4.97	7.42	2.00	3.11	4.75	6.16	9.03	2.26	3.68	5.60	7.25	10.5	2.44	3.94	6.08	8.15	12.1
	16	1.34[4]	2.20	3.56	4.73	7.18	1.72	2.81	4.48	5.90	8.78	1.98	3.35	5.30	6.95	10.3	2.14	3.60	5.77	7.83	11.8
	24	0.90[3]	1.71[4]	3.12	4.28	6.74	1.22[3]	2.28[4]	3.99	5.40	8.31	1.45[4]	2.76	4.75	6.40	9.71	1.61[4]	2.99	5.19	7.24	11.2
14	12	1.11[3]	1.83	2.85	3.78	5.69	1.44[4]	2.34	3.56	4.69	6.97	1.69	2.80	4.23	5.56	8.19	1.85	3.13	4.82	6.41	9.45
	16	0.85[3]	1.54[3]	2.60[4]	3.52	5.43	1.14[3]	2.03[4]	3.28	4.41	6.69	1.37[3]	2.45	3.91	5.24	7.87	1.52[4]	2.75	4.47	6.05	9.11
	24	0.39[2]	1.04[3]	2.15[3]	3.06[3]	4.97	0.62[2]	1.47[3]	2.79[3]	3.90[4]	6.20	0.81[3]	1.82[3]	3.35[4]	4.67	7.30	0.94[3]	2.07[3]	3.85[4]	5.42	8.48
16	12	0.72[3]	1.29[3]	2.12[4]	2.86	4.37	0.96[3]	1.69[3]	2.67	3.58	5.40	1.18[3]	2.05[4]	3.19	4.26	6.39	1.32[3]	2.37	3.69	4.94	7.42
	16	0.46[2]	1.01[3]	1.87[3]	2.60[3]	4.12	0.67[2]	1.38[3]	2.39[3]	3.30[4]	5.13	0.86[3]	1.69[3]	2.87[4]	3.94	6.06	0.98[3]	1.97[3]	3.34[4]	4.58	7.06
	24	0.02[1]	0.52[2]	1.44[2]	2.15[3]	3.67[3]	0.17[1]	0.84[2]	1.91[3]	2.80[3]	4.63[4]	0.30[2]	1.09[2]	2.33[3]	3.38[3]	5.49	0.39[2]	1.29[3]	2.72[3]	3.95[3]	6.43
18	12	0.42[2]	0.87[2]	1.57[3]	2.17[3]	3.39	0.60[2]	1.18[3]	2.00[3]	2.74[4]	4.23	0.77[2]	1.45[3]	2.40[3]	3.28	5.02	0.89[3]	1.69[3]	2.80[4]	3.82	5.86
	16	0.18[1]	0.60[2]	1.34[2]	1.92[3]	3.15[3]	0.32[2]	0.88[2]	1.74[3]	2.47[3]	3.96[4]	0.46[2]	1.11[3]	2.11[3]	2.97[3]	4.70	0.56[2]	1.31[3]	2.46[3]	3.48[4]	5.51
	24		0.15[1]	0.93[1]	1.50[2]	2.72[3]		0.38[1]	1.29[2]	2.00[2]	3.48[3]		0.54[2]	1.59[2]	2.44[3]	4.14[3]		0.66[2]	1.87[2]	2.87[3]	4.89[3]
20	12	0.21[1]	0.56[2]	1.16[2]	1.65[3]	2.66[3]	0.34[1]	0.80[2]	1.50[3]	2.11[3]	3.34[4]	0.46[2]	1.00[2]	1.82[3]	2.54[3]	3.98	0.56[2]	1.18[3]	2.12[3]	2.98[3]	4.67
	16		0.31[1]	0.94[1]	1.42[2]	2.42[3]	0.08[1]	0.53[1]	1.26[2]	1.85[2]	3.08[3]	0.17[1]	0.69[2]	1.54[2]	2.25[3]	3.67[3]	0.24[1]	0.82[2]	1.80[2]	2.64[3]	4.33[4]
	24			0.56[1]	1.02[1]	2.02[2]		0.06[1]	0.83[1]	1.41[1]	2.63[2]		0.16[1]	1.05[1]	1.74[2]	3.14[3]		0.22[1]	1.25[1]	2.07[2]	3.74[3]

[1] Deflection meets L/120 [3] Deflection meets L/360

[2] Deflection meets L/240 [4] Deflection meets L/600

If no note, deflection meets L/720

COMBINED AXIAL AND LATERAL LOAD TABLE

Limiting Factored Axial Compressive Resistance Per Stud (kip)

20 psf Factored Lateral Load

Wall Height (ft)	Stud Spacing (in.) o.c.	362S162					362S200					362S250					362S300				
		33 ksi		50 ksi			33 ksi		50 ksi			33 ksi		50 ksi			33 ksi		50 ksi		
		33	43	54	68	97	33	43	54	68	97	33	43	54	68	97	33	43	54	68	97
8	12	2.15	3.26	5.45	7.23	10.9	2.64	4.13	6.88	9.04	13.3	2.92	4.73	7.77	10.6	15.3	3.09	4.87	7.87	11.1	16.9
	16	1.89	2.98	5.19	6.96	10.6	2.35	3.83	6.59	8.76	13.0	2.63	4.41	7.46	10.2	15.0	2.80	4.55	7.57	10.8	16.6
	24	1.38	2.46	4.69	6.46	10.2	1.80	3.26	6.04	8.20	12.5	2.07	3.80	6.87	9.62	14.4	2.24	3.95	7.01	10.2	16.0
9	12	1.84	2.89	4.90	6.53	9.92	2.29	3.68	6.19	8.17	12.1	2.57	4.28	7.10	9.55	14.0	2.74	4.44	7.24	10.3	15.8
	16	1.52	2.56	4.59	6.21	9.62	1.95	3.32	5.84	7.82	11.8	2.22	3.89	6.72	9.16	13.6	2.38	4.05	6.88	9.86	15.4
	24	0.94[3]	1.94[4]	4.00	5.61	9.03	1.31[4]	2.65	5.18	7.16	11.2	1.56[4]	3.16	6.01	8.43	12.9	1.72	3.32	6.19	9.12	14.6
10	12	1.52	2.49	4.32	5.78	8.88	1.93	3.22	5.45	7.24	10.8	2.19	3.80	6.39	8.50	12.6	2.36	3.97	6.56	9.24	14.3
	16	1.16[4]	2.12	3.96	5.42	8.52	1.54[4]	2.80	5.05	6.84	10.5	1.79	3.34	5.95	8.05	12.1	1.95	3.52	6.13	8.79	13.9
	24	0.52[3]	1.43[3]	3.30[4]	4.74	7.86	0.83[3]	2.05[4]	4.32	6.10	9.75	1.06[3]	2.51[4]	5.13	7.23	11.3	1.20[3]	2.68	5.34	7.94	13.0
12	12	0.90[3]	1.71[4]	3.12	4.28	6.74	1.22[3]	2.28[4]	3.99	5.40	8.31	1.45[4]	2.76	4.75	6.40	9.71	1.61[4]	2.99	5.19	7.24	11.2
	16	0.51[2]	1.28[3]	2.73[3]	3.87[4]	6.33	0.78[3]	1.81[3]	3.54[4]	4.95	7.87	0.99[3]	2.23[4]	4.25	5.90	9.21	1.13[3]	2.44[4]	4.67	6.70	10.6
	24		0.53[2]	2.03[3]	3.14[3]	5.59[4]	0.01[2]	0.98[2]	2.76[3]	4.15[3]	7.07	0.17[2]	1.29[3]	3.36[3]	4.99[4]	8.28	0.27[2]	1.45[3]	3.73[3]	5.71[4]	9.63
14	12	0.39[2]	1.04[3]	2.15[3]	3.06[3]	4.97	0.62[2]	1.47[3]	2.79[3]	3.90[4]	6.20	0.81[3]	1.82[3]	3.35[4]	4.67	7.30	0.94[3]	2.07[3]	3.85[4]	5.42	8.48
	16		0.60[2]	1.76[2]	2.65[3]	4.56[3]	0.17[2]	0.99[2]	2.35[3]	3.45[3]	5.75[4]	0.32[2]	1.28[3]	2.85[3]	4.15[3]	6.77	0.42[2]	1.47[3]	3.29[3]	4.84[4]	7.90
	24			1.08[1]	1.93[2]	3.82[3]		0.16[1]	1.59[2]	2.66[2]	4.94[3]		0.34[2]	1.98[2]	3.25[3]	5.84[3]		0.44[2]	2.33[2]	3.84[3]	6.88[4]
16	12	0.02[1]	0.52[2]	1.44[2]	2.15[3]	3.67[3]	0.17[1]	0.84[2]	1.91[3]	2.80[3]	4.63[4]	0.30[2]	1.09[2]	2.33[3]	3.38[3]	5.49	0.39[2]	1.29[3]	2.72[3]	3.95[3]	6.43
	16		0.11[1]	1.07[1]	1.76[2]	3.27[3]		0.38[1]	1.50[2]	2.37[2]	4.19[3]		0.56[2]	1.85[2]	2.88[3]	4.97[3]		0.69[2]	2.18[2]	3.40[3]	5.86[4]
	24			0.43[1]	1.08[1]	2.57[2]			0.78[1]	1.62[1]	3.42[2]			1.03[1]	2.03[2]	4.07[3]			1.26[1]	2.43[2]	4.86[3]
18	12		0.15[1]	0.93[1]	1.50[2]	2.72[3]		0.38[1]	1.29[2]	2.00[2]	3.48[3]		0.54[2]	1.59[2]	2.44[3]	4.14[3]		0.66[2]	1.87[2]	2.87[3]	4.89[3]
	16			0.58[1]	1.13[1]	2.34[2]			0.90[1]	1.59[1]	3.06[2]		0.06[1]	1.14[1]	1.97[2]	3.65[3]		0.11[1]	1.37[1]	2.34[2]	4.34[3]
	24				0.50[1]	1.68[1]			0.23[1]	0.89[1]	2.34[1]			0.38[1]	1.17[1]	2.80[2]			0.50[1]	1.44[1]	3.40[2]
20	12			0.56[1]	1.02[1]	2.02[2]		0.06[1]	0.83[1]	1.41[1]	2.63[2]		0.16[1]	1.05[1]	1.74[2]	3.14[3]		0.22[1]	1.25[1]	2.07[2]	3.74[3]
	16			0.24[1]	0.68[1]	1.66[1]			0.47[1]	1.03[1]	2.24[1]			0.64[1]	1.30[1]	2.68[2]			0.78[1]	1.58[1]	3.22[2]
	24				0.09[1]	1.06[1]				0.38[1]	1.56[1]				0.56[1]	1.88[1]				0.74[1]	2.33[1]

[1] Deflection meets L/120 [3] Deflection meets L/360

[2] Deflection meets L/240 [4] Deflection meets L/600

If no note, deflection meets L/720

COMBINED AXIAL AND LATERAL LOAD TABLE

Limiting Factored Axial Compressive Resistance Per Stud (kip)

30 psf Factored Lateral Load

Wall Height (ft)	Stud Spacing (in.) o.c.	362S162					362S200					362S250					362S300				
		33 ksi		50 ksi			33 ksi		50 ksi			33 ksi		50 ksi			33 ksi		50 ksi		
		33	43	54	68	97	33	43	54	68	97	33	43	54	68	97	33	43	54	68	97
8	12	1.76	2.85	5.06	6.83	10.5	2.21	3.68	6.45	8.62	12.9	2.49	4.25	7.31	10.1	14.9	2.66	4.40	7.43	10.7	16.5
	16	1.38	2.46	4.69	6.46	10.2	1.80	3.26	6.04	8.20	12.5	2.07	3.80	6.87	9.62	14.4	2.24	3.95	7.01	10.2	16.0
	24	0.69[3]	1.73[4]	3.99	5.74	9.46	1.04[4]	2.46	5.25	7.41	11.8	1.29[4]	2.94	6.03	8.75	13.6	1.45	3.09	6.20	9.35	15.2
9	12	1.37	2.40	4.44	6.05	9.47	1.78	3.15	5.67	7.65	11.6	2.05	3.70	6.54	8.98	13.4	2.21	3.86	6.70	9.67	15.2
	16	0.94[3]	1.94[4]	4.00	5.61	9.03	1.31[4]	2.65	5.18	7.16	11.2	1.56[4]	3.16	6.01	8.43	12.9	1.72	3.32	6.19	9.12	14.6
	24	0.16[3]	1.11[3]	3.19[3]	4.77[4]	8.21	0.45[3]	1.74[3]	4.27[4]	6.24	10.3	0.67[3]	2.16[4]	5.02	7.41	11.9	0.81[3]	2.31[4]	5.23	8.08	13.6
10	12	0.99[3]	1.94[4]	3.79	5.24	8.35	1.35[4]	2.61	4.86	6.65	10.3	1.60[4]	3.13	5.74	7.84	11.9	1.76	3.30	5.93	8.57	13.7
	16	0.52[3]	1.43[3]	3.30[4]	4.74	7.86	0.83[3]	2.05[4]	4.32	6.10	9.75	1.06[3]	2.51[4]	5.13	7.23	11.3	1.20[3]	2.68	5.34	7.94	13.0
	24		0.53[2]	2.43[3]	3.83[3]	6.94[4]		1.06[3]	3.34[3]	5.10[4]	8.77	0.08[2]	1.40[3]	4.04[3]	6.10	10.2	0.20[3]	1.54[3]	4.25[4]	6.77	11.8
12	12	0.32[2]	1.08[3]	2.54[3]	3.68[4]	6.14	0.57[3]	1.59[3]	3.34[3]	4.74[4]	7.66	0.77[3]	1.98[3]	4.01[4]	5.66	8.97	0.90[3]	2.18[4]	4.42[4]	6.44	10.4
	16		0.53[2]	2.03[3]	3.14[3]	5.59[4]	0.01[2]	0.98[2]	2.76[3]	4.15[3]	7.07	0.17[2]	1.29[3]	3.36[3]	4.99[4]	8.28	0.27[2]	1.45[3]	3.73[3]	5.71[4]	9.63
	24			1.12[2]	2.19[2]	4.61[3]			1.74[2]	3.10[2]	6.00[3]		0.10[2]	2.20[2]	3.80[3]	7.06[3]		0.19[2]	2.50[2]	4.41[3]	8.29[4]
14	12		0.40[2]	1.58[2]	2.46[3]	4.36[3]		0.77[2]	2.15[3]	3.24[3]	5.53[4]	0.10[2]	1.03[2]	2.62[3]	3.92[3]	6.53	0.19[2]	1.20[3]	3.04[3]	4.58[3]	7.63
	16			1.08[1]	1.93[2]	3.82[3]		0.16[1]	1.59[2]	2.66[2]	4.94[3]		0.34[2]	1.98[2]	3.25[3]	5.84[3]		0.44[2]	2.33[2]	3.84[3]	6.88[4]
	24			0.22[1]	1.02[1]	2.88[2]			0.62[1]	1.65[1]	3.91[2]			0.88[1]	2.11[2]	4.63[3]			1.10[1]	2.55[2]	5.54[3]
16	12			0.90[1]	1.58[2]	3.08[2]		0.17[1]	1.31[2]	2.17[2]	3.99[3]		0.32[1]	1.63[2]	2.66[2]	4.73[3]		0.42[2]	1.93[2]	3.14[3]	5.59[3]
	16			0.43[1]	1.08[1]	2.57[2]			0.78[1]	1.62[1]	3.42[2]			1.03[1]	2.03[2]	4.07[3]			1.26[1]	2.43[2]	4.86[3]
	24				0.23[1]	1.68[1]				0.68[1]	2.45[1]			0.01[1]	0.95[1]	2.93[2]			0.10[1]	1.22[1]	3.59[2]
18	12			0.42[1]	0.96[1]	2.16[2]			0.72[1]	1.40[1]	2.87[2]			0.94[1]	1.75[2]	3.42[2]			1.13[1]	2.10[2]	4.09[3]
	16				0.50[1]	1.68[1]			0.23[1]	0.89[1]	2.34[1]			0.38[1]	1.17[1]	2.80[2]			0.50[1]	1.44[1]	3.40[2]
	24					0.87[1]				0.02[1]	1.44[1]				0.17[1]	1.73[1]				0.32[1]	2.20[1]
20	12			0.09[1]	0.52[1]	1.50[1]			0.31[1]	0.86[1]	2.06[1]			0.45[1]	1.10[1]	2.46[2]			0.57[1]	1.35[1]	2.98[2]
	16				0.09[1]	1.06[1]				0.38[1]	1.56[1]				0.56[1]	1.88[1]				0.74[1]	2.33[1]
	24					0.30[1]					0.72[1]					0.89[1]					1.22[1]

[1] Deflection meets L/120 [3] Deflection meets L/360

[2] Deflection meets L/240 [4] Deflection meets L/600

If no note, deflection meets L/720

COMBINED AXIAL AND LATERAL LOAD TABLE

Limiting Factored Axial Compressive Resistance Per Stud (kip)

40 psf Factored Lateral Load

Wall Height (ft)	Stud Spacing (in.) o.c.	362S162					362S200					362S250					362S300				
		33 ksi		50 ksi			33 ksi		50 ksi			33 ksi		50 ksi			33 ksi		50 ksi		
		33	43	54	68	97	33	43	54	68	97	33	43	54	68	97	33	43	54	68	97
8	12	1.38	2.46	4.69	6.46	10.2	1.80	3.26	6.04	8.20	12.5	2.07	3.80	6.87	9.62	14.4	2.24	3.95	7.01	10.2	16.0
	16	0.91[3]	1.97	4.22	5.97	9.69	1.29[4]	2.72	5.51	7.67	12.0	1.55	3.22	6.30	9.03	13.9	1.71	3.37	6.46	9.64	15.5
	24	0.05[3]	1.05[3]	3.33[4]	5.06	8.80	0.34[3]	1.72[3]	4.51	6.67	11.1	0.57[3]	2.13[4]	5.24	7.92	12.8	0.71[3]	2.28	5.43	8.52	14.3
9	12	0.94[3]	1.94[4]	4.00	5.61	9.03	1.31[4]	2.65	5.18	7.16	11.2	1.56[4]	3.16	6.01	8.43	12.9	1.72	3.32	6.19	9.12	14.6
	16	0.41[3]	1.38[3]	3.45[4]	5.04	8.48	0.72[3]	2.03[4]	4.57	6.54	10.6	0.95[3]	2.48	5.34	7.74	12.2	1.10[3]	2.64	5.54	8.42	13.9
	24		0.36[2]	2.46[3]	4.00[3]	7.44		0.91[3]	3.45[3]	5.40[4]	9.45		1.24[3]	4.11[3]	6.47	11.0		1.38[3]	4.33[4]	7.11	12.6
10	12	0.52[3]	1.43[3]	3.30[4]	4.74	7.86	0.83[3]	2.05[4]	4.32	6.10	9.75	1.06[3]	2.51[4]	5.13	7.23	11.3	1.20[3]	2.68	5.34	7.94	13.0
	16		0.82[3]	2.71[3]	4.12[3]	7.23	0.20[2]	1.37[3]	3.65[3]	5.42[4]	9.09	0.39[3]	1.76[3]	4.39[4]	6.46	10.6	0.52[3]	1.91[3]	4.60[4]	7.15	12.2
	24			1.65[2]	3.01[3]	6.10[3]		0.17[2]	2.46[3]	4.19[3]	7.87[4]		0.42[2]	3.05[3]	5.09[3]	9.18		0.52[3]	3.27[3]	5.70[3]	10.7
12	12		0.53[2]	2.03[3]	3.14[3]	5.59[4]	0.01[2]	0.98[2]	2.76[3]	4.15[3]	7.07	0.17[2]	1.29[3]	3.36[3]	4.99[4]	8.28	0.27[2]	1.45[3]	3.73[3]	5.71[4]	9.63
	16			1.41[2]	2.49[2]	4.92[3]		0.25[2]	2.07[2]	3.43[3]	6.34[3]		0.48[2]	2.57[3]	4.17[3]	7.45[4]		0.59[2]	2.89[3]	4.82[3]	8.72
	24			0.34[1]	1.35[1]	3.74[2]			0.86[1]	2.17[2]	5.06[3]			1.20[2]	2.75[2]	5.96[3]			1.43[2]	3.27[2]	7.09[3]
14	12			1.08[1]	1.93[2]	3.82[3]		0.16[1]	1.59[2]	2.66[2]	4.94[3]		0.34[2]	1.98[2]	3.25[3]	5.84[3]		0.44[2]	2.33[2]	3.84[3]	6.88[4]
	16			0.49[1]	1.30[1]	3.18[2]			0.93[1]	1.97[2]	4.23[2]			1.23[1]	2.47[2]	5.01[3]			1.49[2]	2.96[2]	5.97[3]
	24				0.23[1]	2.06[1]				0.78[1]	3.00[1]				1.11[1]	3.58[2]			0.04[1]	1.44[1]	4.38[2]
16	12			0.43[1]	1.08[1]	2.57[2]			0.78[1]	1.62[1]	3.42[2]			1.03[1]	2.03[2]	4.07[3]			1.26[1]	2.43[2]	4.86[3]
	16				0.50[1]	1.96[1]			0.17[1]	0.97[1]	2.76[1]			0.33[1]	1.29[1]	3.29[2]			0.46[1]	1.60[1]	3.99[2]
	24					0.92[1]					1.61[1]				0.03[1]	1.94[1]				0.19[1]	2.49[1]
18	12				0.50[1]	1.68[1]			0.23[1]	0.89[1]	2.34[1]			0.38[1]	1.17[1]	2.80[2]			0.50[1]	1.44[1]	3.40[2]
	16					1.12[1]				0.30[1]	1.72[1]				0.48[1]	2.07[1]				0.67[1]	2.58[1]
	24					0.17[1]					0.66[1]					0.82[1]					1.18[1]
20	12				0.09[1]	1.06[1]				0.38[1]	1.56[1]				0.56[1]	1.88[1]				0.74[1]	2.33[1]
	16					0.54[1]					0.99[1]					1.20[1]				0.02[1]	1.57[1]
	24										0.01[1]					0.04[1]					0.27[1]

[1] Deflection meets L/120 [3] Deflection meets L/360

[2] Deflection meets L/240 [4] Deflection meets L/600

If no note, deflection meets L/720

COMBINED AXIAL AND LATERAL LOAD TABLE

Limiting Factored Axial Compressive Resistance Per Stud (kip)

50 psf Factored Lateral Load

Wall Height (ft)	Stud Spacing (in.) o.c.	362S162					362S200					362S250					362S300				
		33 ksi		50 ksi			33 ksi		50 ksi			33 ksi		50 ksi			33 ksi		50 ksi		
		33	43	54	68	97	33	43	54	68	97	33	43	54	68	97	33	43	54	68	97
8	12	1.03[4]	2.09	4.33	6.09	9.80	1.41	2.85	5.64	7.80	12.1	1.68	3.36	6.44	9.18	14.0	1.84	3.51	6.60	9.78	15.6
	16	0.47[3]	1.50[4]	3.77	5.50	9.24	0.80[3]	2.21[4]	5.00	7.16	11.5	1.05[4]	2.66	5.76	8.47	13.3	1.20[4]	2.81	5.94	9.07	14.9
	24		0.42[3]	2.72[3]	4.41[4]	8.17	0.00[3]	1.02[3]	3.82[3]	5.96	10.4		1.37[3]	4.49[4]	7.13	12.0	0.01[3]	1.51[4]	4.69	7.72	13.6
9	12	0.54[3]	1.52[3]	3.59[4]	5.18	8.61	0.86[3]	2.18[4]	4.72	6.69	10.7	1.10[3]	2.65	5.50	7.91	12.4	1.25[4]	2.80	5.70	8.59	14.1
	16		0.85[3]	2.94[3]	4.51[4]	7.95	0.18[3]	1.45[3]	3.99[4]	5.95	9.99	0.39[3]	1.84[3]	4.71[4]	7.09	11.6	0.52[3]	1.99[4]	4.92	7.75	13.3
	24			1.78[2]	3.29[3]	6.72[3]		0.14[2]	2.68[3]	4.61[3]	8.68[4]		0.40[3]	3.27[3]	5.58[3]	10.1		0.51[3]	3.49[3]	6.20[4]	11.7
10	12	0.09[2]	0.97[3]	2.85[3]	4.27[4]	7.39	0.35[3]	1.54[3]	3.82[4]	5.59	9.25	0.55[3]	1.94[3]	4.57[4]	6.65	10.8	0.69[3]	2.09[4]	4.78	7.34	12.4
	16		0.25[2]	2.16[3]	3.54[3]	6.65[4]		0.75[3]	3.04[3]	4.79[3]	8.46		1.06[3]	3.70[3]	5.75[4]	9.86		1.19[3]	3.91[3]	6.40[4]	11.4
	24			0.93[2]	2.25[2]	5.33[3]			1.66[2]	3.36[3]	7.03[3]			2.15[2]	4.15[3]	8.22[3]			2.36[3]	4.71[3]	9.65[4]
12	12		0.03[2]	1.56[2]	2.64[3]	5.08[3]		0.43[2]	2.23[2]	3.60[3]	6.52[3]		0.67[2]	2.76[3]	4.37[3]	7.65[4]		0.79[3]	3.09[3]	5.04[3]	8.94
	16			0.85[1]	1.90[2]	4.31[3]			1.44[2]	2.78[2]	5.68[3]			1.86[2]	3.43[3]	6.68[3]			2.13[2]	4.01[3]	7.88[3]
	24				0.60[1]	2.96[2]			0.07[1]	1.34[1]	4.20[2]			0.30[1]	1.81[2]	4.97[2]			0.46[1]	2.23[2]	6.00[3]
14	12			0.63[1]	1.45[1]	3.33[2]			1.08[1]	2.14[2]	4.40[3]			1.41[2]	2.66[2]	5.21[3]			1.69[2]	3.17[2]	6.18[3]
	16				0.74[1]	2.59[1]			0.34[1]	1.35[1]	3.59[2]			0.56[1]	1.76[1]	4.26[2]			0.73[1]	2.17[2]	5.14[3]
	24					1.32[1]				0.01[1]	2.19[1]				0.23[1]	2.63[1]				0.44[1]	3.33[2]
16	12			0.01[1]	0.64[1]	2.11[1]			0.32[1]	1.13[1]	2.92[2]			0.50[1]	1.47[1]	3.47[2]			0.65[1]	1.80[1]	4.20[2]
	16					1.42[1]				0.40[1]	2.16[1]				0.63[1]	2.58[1]				0.86[1]	3.21[2]
	24					0.25[1]					0.86[1]					1.06[1]					1.51[1]
18	12				0.09[1]	1.26[1]				0.44[1]	1.87[1]				0.65[1]	2.24[1]				0.85[1]	2.77[1]
	16					0.62[1]					1.17[1]					1.41[1]					1.85[1]
	24																				0.27[1]
20	12					0.66[1]					1.13[1]				0.08[1]	1.36[1]				0.19[1]	1.75[1]
	16					0.07[1]					0.48[1]					0.59[1]					0.89[1]
	24																				

[1] Deflection meets L/120 [3] Deflection meets L/360

[2] Deflection meets L/240 [4] Deflection meets L/600

If no note, deflection meets L/720

COMBINED AXIAL AND LATERAL LOAD TABLE

Limiting Factored Axial Compressive Resistance Per Stud (kip)

60 psf Factored Lateral Load

Wall Height (ft)	Stud Spacing (in.) o.c.	362S162					362S200					362S250					362S300				
		33 ksi		50 ksi			33 ksi		50 ksi			33 ksi		50 ksi			33 ksi		50 ksi		
		33	43	54	68	97	33	43	54	68	97	33	43	54	68	97	33	43	54	68	97
8	12	0.69[3]	1.73[4]	3.99	5.74	9.46	1.04[4]	2.46	5.25	7.41	11.8	1.29[4]	2.94	6.03	8.75	13.6	1.45	3.09	6.20	9.35	15.2
	16	0.05[3]	1.05[3]	3.33[4]	5.06	8.80	0.34[3]	1.72[3]	4.51	6.67	11.1	0.57[3]	2.13[4]	5.24	7.92	12.8	0.71[3]	2.28	5.43	8.52	14.3
	24			2.13[3]	3.80[3]	7.56[4]		0.36[3]	3.16[3]	5.29[4]	9.73		0.65[3]	3.77[3]	6.38[4]	11.3		0.77[3]	3.98[4]	6.95	12.8
9	12	0.16[3]	1.11[3]	3.19[3]	4.77[4]	8.21	0.45[3]	1.74[3]	4.27[4]	6.24	10.3	0.67[3]	2.16[4]	5.02	7.41	11.9	0.81[3]	2.31[4]	5.23	8.08	13.6
	16		0.36[2]	2.46[3]	4.00[3]	7.44		0.91[3]	3.45[3]	5.40[4]	9.45		1.24[3]	4.11[3]	6.47	11.0		1.38[3]	4.33[4]	7.11	12.6
	24			1.14[2]	2.62[2]	6.04[3]			1.97[2]	3.86[3]	7.94[3]			2.48[3]	4.75[3]	9.25[4]			2.70[3]	5.33[3]	10.8
10	12		0.53[2]	2.43[3]	3.83[3]	6.94[4]		1.06[3]	3.34[3]	5.10[4]	8.77	0.08[2]	1.40[3]	4.04[3]	6.10	10.2	0.20[3]	1.54[3]	4.25[4]	6.77	11.8
	16			1.65[2]	3.01[3]	6.10[3]		0.17[2]	2.46[3]	4.19[3]	7.87[4]		0.42[2]	3.05[3]	5.09[3]	9.18		0.52[3]	3.27[3]	5.70[3]	10.7
	24			0.27[1]	1.55[2]	4.60[2]			0.92[2]	2.58[2]	6.25[3]			1.31[2]	3.27[3]	7.31[3]			1.51[2]	3.79[3]	8.67[3]
12	12			1.12[2]	2.19[2]	4.61[3]			1.74[2]	3.10[2]	6.00[3]		0.10[2]	2.20[2]	3.80[3]	7.06[3]		0.19[2]	2.50[2]	4.41[3]	8.29[4]
	16			0.34[1]	1.35[1]	3.74[2]			0.86[1]	2.17[2]	5.06[3]			1.20[2]	2.75[2]	5.96[3]			1.43[2]	3.27[2]	7.09[3]
	24					2.24[1]				0.58[1]	3.41[2]				0.94[1]	4.05[2]				1.28[1]	4.99[2]
14	12			0.22[1]	1.02[1]	2.88[2]			0.62[1]	1.65[1]	3.91[2]			0.88[1]	2.11[2]	4.63[3]			1.10[1]	2.55[2]	5.54[3]
	16				0.23[1]	2.06[1]				0.78[1]	3.00[1]				1.11[1]	3.58[2]			0.04[1]	1.44[1]	4.38[2]
	24					0.65[1]					1.45[1]					1.76[1]					2.37[1]
16	12				0.23[1]	1.68[1]				0.68[1]	2.45[1]			0.01[1]	0.95[1]	2.93[2]			0.10[1]	1.22[1]	3.59[2]
	16					0.92[1]					1.61[1]				0.03[1]	1.94[1]				0.19[1]	2.49[1]
	24										0.18[1]					0.26[1]					0.61[1]
18	12					0.87[1]				0.02[1]	1.44[1]				0.17[1]	1.73[1]				0.32[1]	2.20[1]
	16					0.17[1]					0.66[1]					0.82[1]					1.18[1]
	24																				
20	12					0.30[1]					0.72[1]					0.89[1]					1.22[1]
	16										0.01[1]					0.04[1]					0.27[1]
	24																				

[1] Deflection meets L/120 [3] Deflection meets L/360

[2] Deflection meets L/240 [4] Deflection meets L/600

If no note, deflection meets L/720

COMBINED AXIAL AND LATERAL LOAD TABLE

Limiting Factored Axial Compressive Resistance Per Stud (kip)

70 psf Factored Lateral Load

Wall Height (ft)	Stud Spacing (in.) o.c.	362S162					362S200					362S250					362S300				
		33 ksi		50 ksi			33 ksi		50 ksi			33 ksi		50 ksi			33 ksi		50 ksi		
		33	43	54	68	97	33	43	54	68	97	33	43	54	68	97	33	43	54	68	97
8	12	0.36[3]	1.39[3]	3.66[4]	5.39	9.13	0.68[3]	2.08[4]	4.88	7.04	11.4	0.92[3]	2.53	5.63	8.33	13.2	1.07[4]	2.68	5.81	8.93	14.8
	16		0.63[3]	2.92[3]	4.62[4]	8.37	0.00[3]	1.25[3]	4.04[4]	6.19	10.6	0.11[3]	1.62[3]	4.73[4]	7.39	12.3	0.24[3]	1.76[4]	4.93	7.98	13.8
	24			1.57[2]	3.21[3]	6.97[3]			2.53[3]	4.64[3]	9.09[4]			3.09[3]	5.65[4]	10.6		0.07[3]	3.30[3]	6.21[4]	12.0
9	12		0.72[3]	2.82[3]	4.38[4]	7.82	0.05[3]	1.31[3]	3.85[3]	5.81	9.86	0.25[3]	1.69[3]	4.56[4]	6.93	11.4	0.38[3]	1.83[4]	4.77	7.59	13.1
	16			2.00[3]	3.52[3]	6.96[4]		0.39[3]	2.93[3]	4.86[3]	8.93		0.67[3]	3.55[3]	5.87[4]	10.4		0.79[3]	3.76[3]	6.49[4]	12.0
	24			0.54[2]	1.98[2]	5.38[3]			1.29[2]	3.16[3]	7.24[3]			1.73[2]	3.96[3]	8.45[3]			1.94[3]	4.50[3]	9.88[4]
10	12		0.12[2]	2.03[3]	3.41[3]	6.51[4]		0.60[2]	2.89[3]	4.63[3]	8.31[4]		0.90[3]	3.53[3]	5.58[4]	9.69		1.02[3]	3.75[3]	6.23[4]	11.2
	16			1.16[2]	2.50[2]	5.58[3]			1.92[2]	3.63[3]	7.31[3]			2.44[3]	4.45[3]	8.53[4]			2.65[3]	5.04[3]	9.99
	24				0.90[1]	3.92[2]			0.22[1]	1.86[2]	5.50[2]			0.53[2]	2.45[2]	6.46[3]			0.70[2]	2.92[2]	7.73[3]
12	12			0.72[1]	1.76[2]	4.17[2]			1.29[2]	2.62[2]	5.52[3]			1.69[2]	3.26[2]	6.50[3]			1.95[2]	3.82[3]	7.68[3]
	16				0.85[1]	3.21[2]			0.33[1]	1.61[1]	4.48[2]			0.59[1]	2.11[2]	5.29[3]			0.77[1]	2.56[2]	6.35[3]
	24					1.56[1]					2.67[1]				0.14[1]	3.19[2]				0.39[1]	4.04[2]
14	12				0.61[1]	2.45[1]			0.20[1]	1.20[1]	3.44[2]			0.40[1]	1.59[1]	4.09[2]			0.55[1]	1.98[2]	4.94[2]
	16					1.56[1]				0.26[1]	2.46[1]				0.51[1]	2.93[1]				0.77[1]	3.67[2]
	24					0.02[1]					0.76[1]					0.96[1]					1.47[1]
16	12					1.29[1]				0.26[1]	2.02[1]				0.48[1]	2.42[1]				0.69[1]	3.02[1]
	16					0.46[1]					1.10[1]					1.34[1]					1.82[1]
	24																				
18	12					0.50[1]					1.03[1]					1.26[1]					1.68[1]
	16										0.19[1]					0.27[1]					0.57[1]
	24																				
20	12										0.35[1]					0.45[1]					0.73[1]
	16																				
	24																				

[1] Deflection meets L/120 [3] Deflection meets L/360

[2] Deflection meets L/240 [4] Deflection meets L/600

If no note, deflection meets L/720

COMBINED AXIAL AND LATERAL LOAD TABLE

Limiting Factored Axial Compressive Resistance Per Stud (kip)

0 psf Factored Lateral Load

Wall Height (ft)	Stud Spacing (in.) o.c.	400S162					400S200					400S250					400S300				
		33 ksi		50 ksi			33 ksi		50 ksi			33 ksi		50 ksi			33 ksi		50 ksi		
		33	43	54	68	97	33	43	54	68	97	33	43	54	68	97	33	43	54	68	97
8	12	3.23	4.44	6.93	9.20	13.4	3.79	5.45	8.64	11.3	16.2	4.08	6.07	9.35	12.8	18.7	4.24	6.19	9.54	13.3	20.2
	16	3.23	4.44	6.93	9.20	13.4	3.79	5.45	8.64	11.3	16.2	4.08	6.07	9.35	12.8	18.7	4.24	6.19	9.54	13.3	20.2
	24	3.23	4.44	6.93	9.20	13.4	3.79	5.45	8.64	11.3	16.2	4.08	6.07	9.35	12.8	18.7	4.24	6.19	9.53	13.3	20.2
9	12	3.15	4.33	6.66	8.82	12.7	3.69	5.29	8.25	10.8	15.3	3.98	5.93	9.12	12.4	17.7	4.14	6.05	9.21	12.9	19.3
	16	3.15	4.33	6.66	8.82	12.7	3.69	5.29	8.24	10.8	15.3	3.98	5.93	9.12	12.4	17.7	4.14	6.05	9.21	12.9	19.3
	24	3.15	4.33	6.66	8.82	12.7	3.69	5.29	8.24	10.8	15.3	3.98	5.93	9.12	12.4	17.7	4.14	6.05	9.21	12.9	19.3
10	12	3.05	4.19	6.34	8.37	12.0	3.59	5.10	7.80	10.2	14.4	3.87	5.77	8.77	11.8	16.6	4.03	5.90	8.85	12.5	18.4
	16	3.05	4.19	6.33	8.37	12.0	3.59	5.10	7.80	10.2	14.4	3.87	5.77	8.77	11.8	16.6	4.03	5.90	8.84	12.5	18.4
	24	3.05	4.19	6.33	8.37	12.0	3.59	5.10	7.80	10.2	14.4	3.87	5.77	8.77	11.8	16.6	4.03	5.90	8.84	12.5	18.4
12	12	2.81	3.86	5.57	7.24	10.2	3.33	4.66	6.79	8.77	12.2	3.61	5.39	7.92	10.2	14.2	3.77	5.55	8.01	11.0	16.1
	16	2.81	3.85	5.57	7.24	10.2	3.33	4.66	6.79	8.77	12.2	3.61	5.39	7.92	10.2	14.2	3.77	5.55	8.01	11.0	16.1
	24	2.81	3.85	5.57	7.24	10.2	3.33	4.66	6.79	8.77	12.2	3.61	5.39	7.92	10.2	14.2	3.77	5.55	8.01	11.0	16.1
14	12	2.52	3.46	4.71	5.98	8.33	3.03	4.16	5.70	7.22	9.99	3.31	4.85	6.66	8.44	11.7	3.47	5.14	7.22	9.47	13.3
	16	2.52	3.46	4.71	5.98	8.33	3.03	4.16	5.70	7.22	9.99	3.30	4.85	6.66	8.44	11.7	3.47	5.14	7.22	9.47	13.3
	24	2.52	3.45	4.71	5.98	8.33	3.03	4.16	5.70	7.21	9.99	3.30	4.85	6.66	8.44	11.7	3.47	5.14	7.22	9.47	13.3
16	12	2.21	3.02	3.96	4.91	6.78	2.68	3.63	4.75	5.91	8.13	2.98	4.25	5.56	6.93	9.55	3.15	4.68	6.29	7.93	10.9
	16	2.21	3.02	3.96	4.91	6.78	2.68	3.63	4.75	5.91	8.13	2.98	4.25	5.56	6.93	9.55	3.15	4.68	6.29	7.93	10.9
	24	2.20	3.02	3.96	4.91	6.78	2.67	3.63	4.75	5.91	8.13	2.97	4.25	5.56	6.93	9.55	3.15	4.68	6.29	7.93	10.9
18	12	1.89	2.58	3.29	4.07	5.57	2.29	3.10	3.96	4.89	6.70	2.63	3.64	4.65	5.75	7.90	2.81	4.18	5.33	6.60	9.08
	16	1.88	2.58	3.29	4.07	5.57	2.28	3.10	3.96	4.89	6.70	2.63	3.64	4.65	5.75	7.89	2.81	4.18	5.33	6.59	9.08
	24	1.88	2.58	3.29	4.07	5.57	2.28	3.10	3.96	4.89	6.70	2.63	3.64	4.65	5.75	7.89	2.80	4.17	5.33	6.59	9.08
20	12	1.61	2.20	2.76	3.40	4.64	1.95	2.64	3.31	4.09	5.58	2.30	3.10	3.90	4.82	6.61	2.48	3.56	4.48	5.54	7.62
	16	1.61	2.20	2.76	3.40	4.63	1.95	2.64	3.31	4.09	5.58	2.30	3.10	3.90	4.82	6.61	2.48	3.56	4.48	5.54	7.62
	24	1.61	2.20	2.76	3.40	4.63	1.95	2.64	3.31	4.09	5.58	2.30	3.10	3.90	4.82	6.60	2.47	3.55	4.48	5.54	7.62

[1] Deflection meets L/120 [3] Deflection meets L/360

[2] Deflection meets L/240 [4] Deflection meets L/600

If no note, deflection meets L/720

COMBINED AXIAL AND LATERAL LOAD TABLE

Limiting Factored Axial Compressive Resistance Per Stud (kip)

10 psf Factored Lateral Load

Wall Height (ft)	Stud Spacing (in.) o.c.	400S162					400S200					400S250					400S300				
		33 ksi		50 ksi			33 ksi		50 ksi			33 ksi		50 ksi			33 ksi		50 ksi		
		33	43	54	68	97	33	43	54	68	97	33	43	54	68	97	33	43	54	68	97
8	12	2.81	4.02	6.53	8.79	13.0	3.34	5.00	8.19	10.9	15.8	3.63	5.59	8.90	12.4	18.3	3.80	5.72	9.10	12.9	19.8
	16	2.67	3.88	6.40	8.65	12.9	3.19	4.85	8.05	10.7	15.7	3.49	5.44	8.75	12.2	18.1	3.66	5.57	8.96	12.7	19.6
	24	2.41	3.61	6.14	8.39	12.7	2.91	4.56	7.76	10.4	15.4	3.20	5.13	8.46	11.9	17.8	3.38	5.27	8.68	12.4	19.3
9	12	2.61	3.78	6.14	8.28	12.3	3.12	4.70	7.67	10.2	14.8	3.41	5.32	8.52	11.8	17.1	3.58	5.46	8.65	12.3	18.7
	16	2.44	3.61	5.97	8.11	12.1	2.94	4.52	7.48	10.0	14.7	3.23	5.12	8.33	11.6	16.9	3.40	5.26	8.47	12.1	18.6
	24	2.12	3.28	5.65	7.77	11.8	2.59	4.15	7.12	9.64	14.3	2.88	4.74	7.96	11.2	16.5	3.05	4.89	8.11	11.7	18.2
10	12	2.39	3.51	5.69	7.70	11.4	2.88	4.37	7.08	9.45	13.7	3.16	5.00	8.02	11.0	15.9	3.34	5.15	8.14	11.7	17.6
	16	2.19	3.30	5.49	7.49	11.2	2.66	4.14	6.86	9.22	13.5	2.95	4.76	7.78	10.7	15.6	3.12	4.91	7.92	11.4	17.4
	24	1.81	2.91	5.10	7.08	10.8	2.25	3.71	6.43	8.78	13.1	2.53	4.29	7.32	10.3	15.2	2.70	4.46	7.48	11.0	16.9
12	12	1.89	2.90	4.67	6.31	9.36	2.33	3.63	5.80	7.76	11.3	2.61	4.26	6.82	9.08	13.2	2.79	4.45	7.00	9.91	15.0
	16	1.64	2.63	4.41	6.03	9.10	2.05	3.33	5.51	7.46	11.1	2.32	3.93	6.49	8.75	12.8	2.50	4.13	6.69	9.57	14.7
	24	1.18[3]	2.13	3.94	5.52	8.61	1.54[4]	2.79	4.98	6.90	10.5	1.80	3.33	5.90	8.13	12.2	1.96	3.52	6.11	8.93	14.0
14	12	1.40	2.26	3.64	4.88	7.32	1.78	2.87	4.52	6.03	8.92	2.04	3.41	5.34	7.11	10.4	2.21	3.69	5.87	8.06	12.0
	16	1.12[3]	1.95[4]	3.35	4.59	7.04	1.46[4]	2.53	4.20	5.70	8.61	1.71[4]	3.03	4.98	6.75	10.1	1.87	3.29	5.49	7.66	11.6
	24	0.62[3]	1.41[3]	2.84[3]	4.05[4]	6.51	0.90[3]	1.93[3]	3.64[4]	5.11	8.04	1.12[3]	2.36[4]	4.34	6.08	9.40	1.26[3]	2.59[4]	4.81	6.94	10.9
16	12	0.97[3]	1.68[4]	2.79	3.74	5.69	1.27[3]	2.17	3.47	4.64	6.97	1.50[4]	2.60	4.11	5.50	8.18	1.66[4]	2.92	4.70	6.34	9.47
	16	0.68[3]	1.36[3]	2.50[3]	3.44	5.40	0.94[3]	1.82[3]	3.15[4]	4.31	6.65	1.15[3]	2.21[4]	3.75	5.13	7.81	1.30[3]	2.49[4]	4.30	5.93	9.06
	24	0.19[2]	0.81[2]	1.99[3]	2.91[3]	4.87[4]	0.38[2]	1.21[3]	2.59[3]	3.73[3]	6.08	0.55[2]	1.53[3]	3.11[3]	4.47[4]	7.14	0.66[2]	1.75[3]	3.59[3]	5.19	8.33
18	12	0.61[2]	1.19[3]	2.10[3]	2.87[4]	4.45	0.84[3]	1.57[3]	2.64[4]	3.58	5.49	1.05[3]	1.92[4]	3.15	4.27	6.47	1.18[3]	2.23[4]	3.65	4.95	7.52
	16	0.34[2]	0.88[2]	1.82[3]	2.58[3]	4.16[4]	0.53[2]	1.24[3]	2.33[3]	3.26[3]	5.18	0.70[2]	1.53[3]	2.80[3]	3.90[4]	6.10	0.82[3]	1.79[3]	3.25[3]	4.54	7.12
	24		0.36[1]	1.34[2]	2.08[2]	3.66[3]		0.66[2]	1.80[2]	2.71[3]	4.62[3]	0.10[1]	0.88[2]	2.19[3]	3.27[3]	5.44[4]	0.18[2]	1.05[2]	2.56[3]	3.83[3]	6.40
20	12	0.35[2]	0.81[2]	1.58[3]	2.21[3]	3.51[4]	0.52[2]	1.12[3]	2.01[3]	2.78[3]	4.37	0.68[2]	1.38[3]	2.41[3]	3.33[4]	5.15	0.79[2]	1.61[3]	2.80[3]	3.88	6.03
	16	0.09[1]	0.52[2]	1.31[2]	1.93[3]	3.24[3]	0.22[1]	0.80[2]	1.71[2]	2.48[3]	4.06[3]	0.35[2]	1.01[2]	2.08[3]	2.99[3]	4.80[4]	0.43[2]	1.19[3]	2.42[3]	3.49[3]	5.63
	24		0.03[1]	0.86[1]	1.46[2]	2.76[2]		0.25[1]	1.21[1]	1.96[2]	3.54[3]		0.39[1]	1.50[2]	2.39[2]	4.17[3]		0.49[2]	1.77[2]	2.82[3]	4.94[3]

[1] Deflection meets L/120 [3] Deflection meets L/360

[2] Deflection meets L/240 [4] Deflection meets L/600

If no note, deflection meets L/720

COMBINED AXIAL AND LATERAL LOAD TABLE

Limiting Factored Axial Compressive Resistance Per Stud (kip)

20 psf Factored Lateral Load

Wall Height (ft)	Stud Spacing (in.) o.c.	400S162					400S200					400S250					400S300				
		33 ksi		50 ksi			33 ksi		50 ksi			33 ksi		50 ksi			33 ksi		50 ksi		
		33	43	54	68	97	33	43	54	68	97	33	43	54	68	97	33	43	54	68	97
8	12	2.41	3.61	6.14	8.39	12.7	2.91	4.56	7.76	10.4	15.4	3.20	5.13	8.46	11.9	17.8	3.38	5.27	8.68	12.4	19.3
	16	2.16	3.35	5.89	8.12	12.4	2.64	4.27	7.48	10.1	15.2	2.93	4.84	8.18	11.6	17.5	3.10	4.98	8.40	12.1	19.1
	24	1.67	2.85	5.41	7.62	11.9	2.11	3.73	6.93	9.59	14.7	2.40	4.26	7.62	11.0	16.9	2.57	4.41	7.86	11.5	18.5
9	12	2.12	3.28	5.65	7.77	11.8	2.59	4.15	7.12	9.64	14.3	2.88	4.74	7.96	11.2	16.5	3.05	4.89	8.11	11.7	18.2
	16	1.81	2.96	5.34	7.44	11.5	2.26	3.81	6.78	9.29	14.0	2.54	4.37	7.59	10.8	16.2	2.72	4.52	7.76	11.4	17.8
	24	1.23[4]	2.35	4.75	6.82	10.9	1.63	3.15	6.12	8.61	13.4	1.90	3.66	6.90	10.0	15.4	2.07	3.82	7.09	10.6	17.1
10	12	1.81	2.91	5.10	7.08	10.8	2.25	3.71	6.43	8.78	13.1	2.53	4.29	7.32	10.3	15.2	2.70	4.46	7.48	11.0	16.9
	16	1.45	2.53	4.74	6.69	10.4	1.86	3.30	6.02	8.35	12.7	2.13	3.85	6.88	9.79	14.7	2.30	4.02	7.07	10.5	16.5
	24	0.80[3]	1.84[4]	4.06	5.96	9.72	1.15[3]	2.55	5.26	7.56	12.0	1.40[4]	3.04	6.07	8.91	13.9	1.56[4]	3.20	6.27	9.61	15.6
12	12	1.18[3]	2.13	3.94	5.52	8.61	1.54[4]	2.79	4.98	6.90	10.5	1.80	3.33	5.90	8.13	12.2	1.96	3.52	6.11	8.93	14.0
	16	0.76[3]	1.68[3]	3.50[4]	5.06	8.15	1.08[3]	2.30[4]	4.49	6.39	10.0	1.32[3]	2.78	5.35	7.56	11.7	1.47[4]	2.97	5.58	8.34	13.4
	24	0.03[2]	0.88[3]	2.72[3]	4.22[3]	7.32	0.27[2]	1.42[3]	3.62[3]	5.47[4]	9.15	0.46[3]	1.80[3]	4.36[4]	6.52	10.6	0.59[3]	1.96[3]	4.60[4]	7.26	12.3
14	12	0.62[3]	1.41[3]	2.84[3]	4.05[4]	6.51	0.90[3]	1.93[3]	3.64[4]	5.11	8.04	1.12[3]	2.36[4]	4.34	6.08	9.40	1.26[3]	2.59[4]	4.81	6.94	10.9
	16	0.19[2]	0.93[2]	2.39[3]	3.57[3]	6.03	0.41[2]	1.40[3]	3.13[3]	4.59[4]	7.53	0.60[2]	1.77[3]	3.77[3]	5.48	8.79	0.72[3]	1.96[3]	4.21[4]	6.29	10.2
	24		0.10[1]	1.60[2]	2.73[2]	5.18[3]		0.49[2]	2.25[2]	3.66[3]	6.60[3]		0.73[2]	2.77[3]	4.43[3]	7.71[4]		0.86[2]	3.13[3]	5.13[3]	9.04
16	12	0.19[2]	0.81[2]	1.99[3]	2.91[3]	4.87[4]	0.38[2]	1.21[3]	2.59[3]	3.73[3]	6.08	0.55[2]	1.53[3]	3.11[3]	4.47[4]	7.14	0.66[2]	1.75[3]	3.59[3]	5.19	8.33
	16		0.34[1]	1.55[2]	2.45[3]	4.41[3]		0.69[2]	2.10[2]	3.22[3]	5.57[3]	0.02[2]	0.94[2]	2.56[3]	3.89[3]	6.53[4]	0.10[2]	1.10[2]	2.97[3]	4.55[3]	7.67
	24			0.79[1]	1.65[2]	3.59[2]			1.26[1]	2.33[2]	4.68[3]			1.60[2]	2.88[2]	5.48[3]			1.90[2]	3.42[3]	6.51[3]
18	12		0.36[1]	1.34[2]	2.08[2]	3.66[3]		0.66[2]	1.80[2]	2.71[3]	4.62[3]	0.10[1]	0.88[2]	2.19[3]	3.27[3]	5.44[4]	0.18[2]	1.05[2]	2.56[3]	3.83[3]	6.40
	16			0.92[1]	1.64[2]	3.22[2]		0.16[1]	1.34[2]	2.23[2]	4.14[3]		0.31[1]	1.66[2]	2.72[2]	4.86[3]		0.41[2]	1.97[2]	3.22[3]	5.76[3]
	24			0.22[1]	0.89[1]	2.45[1]			0.55[1]	1.40[1]	3.29[2]			0.76[1]	1.78[1]	3.86[2]			0.95[1]	2.16[2]	4.65[3]
20	12		0.03[1]	0.86[1]	1.46[2]	2.76[2]		0.25[1]	1.21[1]	1.96[2]	3.54[3]		0.39[1]	1.50[2]	2.39[2]	4.17[3]		0.49[2]	1.77[2]	2.82[3]	4.94[3]
	16			0.48[1]	1.05[1]	2.34[2]			0.78[1]	1.51[1]	3.08[2]			1.01[1]	1.87[2]	3.62[2]			1.22[1]	2.24[2]	4.33[3]
	24				0.36[1]	1.63[1]			0.06[1]	0.74[1]	2.29[1]			0.18[1]	0.99[1]	2.68[1]			0.28[1]	1.25[1]	3.29[2]

[1] Deflection meets L/120 [3] Deflection meets L/360

[2] Deflection meets L/240 [4] Deflection meets L/600

If no note, deflection meets L/720

COMBINED AXIAL AND LATERAL LOAD TABLE

Limiting Factored Axial Compressive Resistance Per Stud (kip)

30 psf Factored Lateral Load

Wall Height (ft)	Stud Spacing (in.) o.c.	400S162					400S200					400S250					400S300				
		33 ksi		50 ksi			33 ksi		50 ksi			33 ksi		50 ksi			33 ksi		50 ksi		
		33	43	54	68	97	33	43	54	68	97	33	43	54	68	97	33	43	54	68	97
8	12	2.03	3.23	5.77	8.00	12.3	2.50	4.14	7.34	10.0	15.0	2.79	4.69	8.04	11.4	17.4	2.97	4.83	8.26	12.0	18.9
	16	1.67	2.85	5.41	7.62	11.9	2.11	3.73	6.93	9.59	14.7	2.40	4.26	7.62	11.0	16.9	2.57	4.41	7.86	11.5	18.5
	24	0.98[4]	2.14	4.71	6.89	11.3	1.37	2.95	6.15	8.79	13.9	1.64	3.44	6.82	10.1	16.1	1.81	3.59	7.07	10.7	17.6
9	12	1.66	2.80	5.19	7.28	11.3	2.10	3.64	6.61	9.11	13.8	2.38	4.19	7.42	10.6	16.0	2.55	4.34	7.59	11.2	17.6
	16	1.23[4]	2.35	4.75	6.82	10.9	1.63	3.15	6.12	8.61	13.4	1.90	3.66	6.90	10.0	15.4	2.07	3.82	7.09	10.6	17.1
	24	0.44[3]	1.52[3]	3.93	5.94	10.0	0.77[3]	2.23[4]	5.19	7.65	12.5	1.02[3]	2.68	5.92	8.97	14.4	1.17[4]	2.83	6.14	9.57	16.0
10	12	1.28[4]	2.35	4.56	6.50	10.2	1.67	3.11	5.82	8.15	12.5	1.94	3.64	6.67	9.56	14.5	2.11	3.81	6.86	10.3	16.2
	16	0.80[3]	1.84[4]	4.06	5.96	9.72	1.15[3]	2.55	5.26	7.56	12.0	1.40[4]	3.04	6.07	8.91	13.9	1.56[4]	3.20	6.27	9.61	15.6
	24		0.91[3]	3.14[3]	4.97[4]	8.75	0.20[3]	1.53[3]	4.23[4]	6.48	11.0	0.41[3]	1.92[3]	4.95[4]	7.70	12.7	0.55[3]	2.07[4]	5.18	8.38	14.3
12	12	0.57[3]	1.47[3]	3.29[4]	4.84	7.94	0.87[3]	2.07[3]	4.26	6.15	9.81	1.09[3]	2.53[4]	5.09	7.29	11.4	1.24[3]	2.70	5.32	8.06	13.1
	16	0.03[2]	0.88[3]	2.72[3]	4.22[3]	7.32	0.27[2]	1.42[3]	3.62[3]	5.47[4]	9.15	0.46[3]	1.80[3]	4.36[4]	6.52	10.6	0.59[3]	1.96[3]	4.60[4]	7.26	12.3
	24			1.70[2]	3.12[3]	6.21[3]		0.28[2]	2.48[3]	4.26[3]	7.95[4]		0.53[2]	3.08[3]	5.16[3]	9.22[4]		0.64[3]	3.31[3]	5.82[3]	10.8
14	12		0.71[2]	2.18[3]	3.35[3]	5.81[4]	0.19[2]	1.16[3]	2.90[3]	4.34[3]	7.28	0.35[2]	1.49[3]	3.51[3]	5.21[4]	8.51	0.47[2]	1.67[3]	3.92[3]	5.98	9.91
	16		0.10[1]	1.60[2]	2.73[2]	5.18[3]		0.49[2]	2.25[2]	3.66[3]	6.60[3]		0.73[2]	2.77[3]	4.43[3]	7.71[4]		0.86[2]	3.13[3]	5.13[3]	9.04
	24			0.60[1]	1.66[1]	4.08[2]			1.14[1]	2.47[2]	5.40[3]			1.50[2]	3.09[2]	6.30[3]			1.76[2]	3.65[3]	7.50[3]
16	12		0.12[1]	1.35[2]	2.24[2]	4.19[3]		0.45[2]	1.87[2]	2.98[3]	5.34[3]		0.66[2]	2.30[2]	3.62[3]	6.25[4]		0.80[2]	2.68[3]	4.25[3]	7.36[4]
	16			0.79[1]	1.65[2]	3.59[2]			1.26[1]	2.33[2]	4.68[3]			1.60[2]	2.88[2]	5.48[3]			1.90[2]	3.42[3]	6.51[3]
	24				0.65[1]	2.55[1]			0.20[1]	1.22[1]	3.54[2]			0.40[1]	1.62[1]	4.13[2]			0.55[1]	2.00[2]	5.02[2]
18	12			0.73[1]	1.44[1]	3.01[2]			1.12[1]	2.00[2]	3.91[3]		0.06[1]	1.42[2]	2.47[2]	4.60[3]		0.12[1]	1.70[2]	2.93[2]	5.46[3]
	16			0.22[1]	0.89[1]	2.45[1]			0.55[1]	1.40[1]	3.29[2]			0.76[1]	1.78[1]	3.86[2]			0.95[1]	2.16[2]	4.65[3]
	24					1.48[1]				0.37[1]	2.23[1]				0.60[1]	2.60[1]				0.83[1]	3.26[2]
20	12			0.30[1]	0.87[1]	2.15[1]			0.59[1]	1.30[1]	2.87[2]			0.79[1]	1.64[1]	3.37[2]			0.97[1]	1.97[2]	4.05[2]
	16				0.36[1]	1.63[1]			0.06[1]	0.74[1]	2.29[1]			0.18[1]	0.99[1]	2.68[1]			0.28[1]	1.25[1]	3.29[2]
	24					0.74[1]					1.30[1]					1.51[1]				0.02[1]	1.99[1]

[1] Deflection meets L/120 [3] Deflection meets L/360

[2] Deflection meets L/240 [4] Deflection meets L/600

If no note, deflection meets L/720

COMBINED AXIAL AND LATERAL LOAD TABLE

Limiting Factored Axial Compressive Resistance Per Stud (kip)

40 psf Factored Lateral Load

Wall Height (ft)	Stud Spacing (in.) o.c.	400S162					400S200					400S250					400S300				
		33 ksi		50 ksi			33 ksi		50 ksi			33 ksi		50 ksi			33 ksi		50 ksi		
		33	43	54	68	97	33	43	54	68	97	33	43	54	68	97	33	43	54	68	97
8	12	1.67	2.85	5.41	7.62	11.9	2.11	3.73	6.93	9.59	14.7	2.40	4.26	7.62	11.0	16.9	2.57	4.41	7.86	11.5	18.5
	16	1.20	2.37	4.94	7.13	11.5	1.61	3.20	6.41	9.05	14.2	1.89	3.71	7.08	10.4	16.4	2.06	3.86	7.33	11.0	17.9
	24	0.34[3]	1.47[4]	4.05	6.19	10.6	0.68[3]	2.22	5.42	8.03	13.2	0.93[4]	2.66	6.06	9.31	15.3	1.08[4]	2.80	6.32	9.87	16.8
9	12	1.23[4]	2.35	4.75	6.82	10.9	1.63	3.15	6.12	8.61	13.4	1.90	3.66	6.90	10.0	15.4	2.07	3.82	7.09	10.6	17.1
	16	0.70[3]	1.79[4]	4.19	6.23	10.3	1.05[4]	2.53	5.49	7.96	12.8	1.30[4]	3.00	6.24	9.31	14.7	1.46	3.15	6.45	9.91	16.4
	24		0.75[3]	3.16[3]	5.13[4]	9.24		1.39[3]	4.34[4]	6.75	11.6	0.20[3]	1.77[4]	5.01	7.98	13.4	0.34[3]	1.91[4]	5.24	8.58	15.0
10	12	0.80[3]	1.84[4]	4.06	5.96	9.72	1.15[3]	2.55	5.26	7.56	12.0	1.40[4]	3.04	6.07	8.91	13.9	1.56[4]	3.20	6.27	9.61	15.6
	16	0.21[3]	1.21[3]	3.43[4]	5.29	9.06	0.50[3]	1.85[3]	4.56[4]	6.83	11.3	0.73[3]	2.28[4]	5.31	8.09	13.0	0.87[3]	2.43	5.53	8.78	14.7
	24		0.07[2]	2.30[3]	4.07[3]	7.85[4]		0.60[3]	3.29[3]	5.48[3]	9.98		0.91[3]	3.93[3]	6.59[4]	11.5		1.04[3]	4.16[3]	7.24	13.2
12	12	0.03[2]	0.88[3]	2.72[3]	4.22[3]	7.32	0.27[2]	1.42[3]	3.62[3]	5.47[4]	9.15	0.46[3]	1.80[3]	4.36[4]	6.52	10.6	0.59[3]	1.96[3]	4.60[4]	7.26	12.3
	16		0.17[2]	2.02[2]	3.47[3]	6.56[3]		0.64[2]	2.84[3]	4.64[3]	8.33[4]		0.93[3]	3.49[3]	5.59[3]	9.67		1.06[3]	3.72[3]	6.28[4]	11.3
	24			0.81[1]	2.16[2]	5.22[3]			1.49[2]	3.19[2]	6.87[3]			1.95[2]	3.96[3]	7.97[3]			2.16[2]	4.54[3]	9.42[4]
14	12		0.10[1]	1.60[2]	2.73[2]	5.18[3]		0.49[2]	2.25[2]	3.66[3]	6.60[3]		0.73[2]	2.77[3]	4.43[3]	7.71[4]		0.86[2]	3.13[3]	5.13[3]	9.04
	16			0.92[1]	2.00[2]	4.43[3]			1.49[2]	2.85[2]	5.78[3]			1.90[2]	3.51[3]	6.74[3]			2.19[2]	4.12[3]	7.99[3]
	24				0.73[1]	3.12[2]			0.17[1]	1.45[1]	4.35[2]			0.41[1]	1.93[2]	5.06[2]			0.57[1]	2.36[2]	6.14[3]
16	12			0.79[1]	1.65[2]	3.59[2]			1.26[1]	2.33[2]	4.68[3]			1.60[2]	2.88[2]	5.48[3]			1.90[2]	3.42[3]	6.51[3]
	16			0.14[1]	0.96[1]	2.88[2]			0.53[1]	1.57[1]	3.90[2]			0.77[1]	2.01[2]	4.56[2]			0.98[1]	2.45[2]	5.49[3]
	24					1.66[1]				0.27[1]	2.55[1]				0.53[1]	2.97[1]				0.78[1]	3.74[2]
18	12			0.22[1]	0.89[1]	2.45[1]			0.55[1]	1.40[1]	3.29[2]			0.76[1]	1.78[1]	3.86[2]			0.95[1]	2.16[2]	4.65[3]
	16				0.25[1]	1.79[1]				0.69[1]	2.56[1]				0.97[1]	3.00[1]			0.09[1]	1.25[1]	3.69[2]
	24					0.66[1]					1.32[1]					1.52[1]					2.06[1]
20	12				0.36[1]	1.63[1]			0.06[1]	0.74[1]	2.29[1]			0.18[1]	0.99[1]	2.68[1]			0.28[1]	1.25[1]	3.29[2]
	16					1.02[1]				0.08[1]	1.61[1]				0.24[1]	1.88[1]				0.40[1]	2.39[1]
	24										0.45[1]					0.51[1]					0.87[1]

[1] Deflection meets L/120 [3] Deflection meets L/360

[2] Deflection meets L/240 [4] Deflection meets L/600

If no note, deflection meets L/720

COMBINED AXIAL AND LATERAL LOAD TABLE

Limiting Factored Axial Compressive Resistance Per Stud (kip)

50 psf Factored Lateral Load

Wall Height (ft)	Stud Spacing (in.) o.c.	400S162					400S200					400S250					400S300				
		33 ksi		50 ksi			33 ksi		50 ksi			33 ksi		50 ksi			33 ksi		50 ksi		
		33	43	54	68	97	33	43	54	68	97	33	43	54	68	97	33	43	54	68	97
8	12	1.32	2.49	5.05	7.25	11.6	1.73	3.33	6.54	9.18	14.3	2.01	3.84	7.22	10.6	16.5	2.18	3.99	7.46	11.1	18.1
	16	0.76[3]	1.91	4.49	6.65	11.0	1.13[4]	2.70	5.90	8.53	13.7	1.40	3.17	6.56	9.85	15.8	1.56	3.32	6.82	10.4	17.4
	24		0.83[3]	3.43[4]	5.53	9.94	0.02[3]	1.52[4]	4.71	7.30	12.5	0.25[3]	1.91[4]	5.32	8.51	14.5	0.40[3]	2.05	5.59	9.08	16.0
9	12	0.83[3]	1.93[4]	4.33	6.37	10.5	1.19[4]	2.68	5.64	8.12	12.9	1.45[4]	3.16	6.40	9.48	14.9	1.61	3.32	6.61	10.1	16.5
	16	0.20[3]	1.25[3]	3.67[4]	5.67	9.77	0.50[3]	1.94[4]	4.90	7.34	12.2	0.74[3]	2.37	5.61	8.63	14.1	0.89[3]	2.52	5.84	9.23	15.7
	24		0.03[2]	2.45[3]	4.36[3]	8.49		0.60[3]	3.54[3]	5.91[4]	10.8		0.92[3]	4.16[3]	7.05	12.5		1.04[3]	4.39[4]	7.64	14.0
10	12	0.35[3]	1.36[3]	3.59[4]	5.45	9.22	0.66[3]	2.02[4]	4.73	7.00	11.5	0.89[3]	2.46[4]	5.49	8.29	13.2	1.04[3]	2.62	5.71	8.98	14.9
	16		0.62[3]	2.85[3]	4.66[3]	8.44		1.21[3]	3.91[3]	6.14[4]	10.6	0.10[3]	1.57[3]	4.60[4]	7.32	12.3	0.23[3]	1.72[3]	4.83[4]	7.99	13.9
	24			1.53[2]	3.23[3]	7.01[3]			2.43[3]	4.57[3]	9.08[4]			2.98[3]	5.56[3]	10.5		0.08[3]	3.21[3]	6.18[3]	12.1
12	12		0.34[2]	2.19[3]	3.65[3]	6.75[4]		0.83[2]	3.03[3]	4.84[3]	8.53		1.14[3]	3.70[3]	5.82[4]	9.90		1.27[3]	3.93[3]	6.51[4]	11.5
	16			1.39[2]	2.79[2]	5.87[3]			2.14[2]	3.89[3]	7.58[3]		0.14[2]	2.69[3]	4.75[3]	8.79[4]		0.23[2]	2.91[3]	5.37[3]	10.3
	24			0.01[1]	1.29[1]	4.33[2]			0.59[1]	2.23[2]	5.89[3]			0.93[2]	2.87[2]	6.83[3]			1.11[2]	3.37[2]	8.18[3]
14	12			1.08[1]	2.17[2]	4.61[3]			1.67[2]	3.04[2]	5.98[3]		0.05[2]	2.11[2]	3.73[3]	6.97[3]		0.13[2]	2.42[2]	4.36[3]	8.24[4]
	16			0.30[1]	1.34[1]	3.75[2]			0.80[1]	2.12[2]	5.03[2]			1.12[1]	2.69[2]	5.87[3]			1.35[2]	3.20[2]	7.03[3]
	24					2.26[1]				0.53[1]	3.40[1]				0.88[1]	3.95[2]				1.21[1]	4.91[2]
16	12			0.29[1]	1.13[1]	3.05[2]			0.70[1]	1.75[1]	4.08[2]			0.97[1]	2.22[2]	4.78[3]			1.20[1]	2.68[2]	5.73[3]
	16				0.35[1]	2.24[1]				0.89[1]	3.20[1]			0.04[1]	1.24[1]	3.73[2]			0.15[1]	1.58[1]	4.58[2]
	24					0.86[1]					1.67[1]					1.93[1]					2.59[1]
18	12				0.40[1]	1.94[1]			0.04[1]	0.86[1]	2.74[1]			0.18[1]	1.16[1]	3.20[2]			0.29[1]	1.46[1]	3.92[2]
	16					1.20[1]				0.06[1]	1.91[1]				0.25[1]	2.23[1]				0.44[1]	2.84[1]
	24										0.50[1]					0.56[1]					0.99[1]
20	12					1.16[1]				0.24[1]	1.77[1]				0.42[1]	2.07[1]				0.60[1]	2.61[1]
	16					0.47[1]					1.00[1]					1.16[1]					1.60[1]
	24																				

[1] Deflection meets L/120 [3] Deflection meets L/360

[2] Deflection meets L/240 [4] Deflection meets L/600

If no note, deflection meets L/720

COMBINED AXIAL AND LATERAL LOAD TABLE

Limiting Factored Axial Compressive Resistance Per Stud (kip)

60 psf Factored Lateral Load

Wall Height (ft)	Stud Spacing (in.) o.c.	400S162					400S200					400S250					400S300				
		33 ksi		50 ksi			33 ksi		50 ksi			33 ksi		50 ksi			33 ksi		50 ksi		
		33	43	54	68	97	33	43	54	68	97	33	43	54	68	97	33	43	54	68	97
8	12	0.98[4]	2.14	4.71	6.89	11.3	1.37	2.95	6.15	8.79	13.9	1.64	3.44	6.82	10.1	16.1	1.81	3.59	7.07	10.7	17.6
	16	0.34[3]	1.47[4]	4.05	6.19	10.6	0.68[3]	2.22	5.42	8.03	13.2	0.93[4]	2.66	6.06	9.31	15.3	1.08[4]	2.80	6.32	9.87	16.8
	24		0.23[3]	2.83[3]	4.89[4]	9.32		0.85[3]	4.04[4]	6.60	11.9		1.20[3]	4.62[4]	7.75	13.7		1.33[4]	4.89	8.31	15.2
9	12	0.44[3]	1.52[3]	3.93	5.94	10.0	0.77[3]	2.23[4]	5.19	7.65	12.5	1.02[3]	2.68	5.92	8.97	14.4	1.17[4]	2.83	6.14	9.57	16.0
	16		0.75[3]	3.16[3]	5.13[4]	9.24		1.39[3]	4.34[4]	6.75	11.6	0.20[3]	1.77[4]	5.01	7.98	13.4	0.34[3]	1.91[4]	5.24	8.58	15.0
	24			1.78[3]	3.64[3]	7.77[4]			2.78[3]	5.12[3]	10.0		0.12[3]	3.34[3]	6.17[4]	11.6		0.22[3]	3.58[3]	6.74[4]	13.1
10	12		0.91[3]	3.14[3]	4.97[4]	8.75	0.20[3]	1.53[3]	4.23[4]	6.48	11.0	0.41[3]	1.92[3]	4.95[4]	7.70	12.7	0.55[3]	2.07[4]	5.18	8.38	14.3
	16		0.07[2]	2.30[3]	4.07[3]	7.85[4]		0.60[3]	3.29[3]	5.48[3]	9.98		0.91[3]	3.93[3]	6.59[4]	11.5		1.04[3]	4.16[3]	7.24	13.2
	24			0.82[2]	2.46[2]	6.22[3]			1.63[2]	3.71[3]	8.23[3]			2.10[2]	4.60[3]	9.50[4]			2.32[3]	5.18[3]	11.0[4]
12	12			1.70[2]	3.12[3]	6.21[3]		0.28[2]	2.48[3]	4.26[3]	7.95[4]		0.53[2]	3.08[3]	5.16[3]	9.22[4]		0.64[3]	3.31[3]	5.82[3]	10.8
	16			0.81[1]	2.16[2]	5.22[3]			1.49[2]	3.19[2]	6.87[3]			1.95[2]	3.96[3]	7.97[3]			2.16[2]	4.54[3]	9.42[4]
	24				0.49[1]	3.49[2]				1.34[1]	4.99[2]				1.87[2]	5.77[2]			0.15[1]	2.30[2]	7.02[3]
14	12			0.60[1]	1.66[1]	4.08[2]			1.14[1]	2.47[2]	5.40[3]			1.50[2]	3.09[2]	6.30[3]			1.76[2]	3.65[3]	7.50[3]
	16				0.73[1]	3.12[2]			0.17[1]	1.45[1]	4.35[2]			0.41[1]	1.93[2]	5.06[2]			0.57[1]	2.36[2]	6.14[3]
	24					1.48[1]					2.53[1]					2.93[1]				0.16[1]	3.79[2]
16	12				0.65[1]	2.55[1]			0.20[1]	1.22[1]	3.54[2]			0.40[1]	1.62[1]	4.13[2]			0.55[1]	2.00[2]	5.02[2]
	16					1.66[1]				0.27[1]	2.55[1]				0.53[1]	2.97[1]				0.78[1]	3.74[2]
	24					0.13[1]					0.87[1]					0.99[1]					1.54[1]
18	12					1.48[1]				0.37[1]	2.23[1]				0.60[1]	2.60[1]				0.83[1]	3.26[2]
	16					0.66[1]					1.32[1]					1.52[1]					2.06[1]
	24																				0.02[1]
20	12					0.74[1]					1.30[1]					1.51[1]				0.02[1]	1.99[1]
	16										0.45[1]					0.51[1]					0.87[1]
	24																				

[1] Deflection meets L/120 [3] Deflection meets L/360

[2] Deflection meets L/240 [4] Deflection meets L/600

If no note, deflection meets L/720

COMBINED AXIAL AND LATERAL LOAD TABLE

Limiting Factored Axial Compressive Resistance Per Stud (kip)

70 psf Factored Lateral Load

Wall Height (ft)	Stud Spacing (in.) o.c.	400S162					400S200					400S250					400S300				
		33 ksi		50 ksi			33 ksi		50 ksi			33 ksi		50 ksi			33 ksi		50 ksi		
		33	43	54	68	97	33	43	54	68	97	33	43	54	68	97	33	43	54	68	97
8	12	0.66[3]	1.80	4.38	6.54	10.9	1.02[4]	2.58	5.78	8.41	13.6	1.28	3.04	6.43	9.71	15.7	1.44	3.19	6.69	10.3	17.2
	16		1.04[3]	3.63[4]	5.75	10.2	0.24[3]	1.75[4]	4.94	7.54	12.8	0.47[3]	2.16	5.56	8.78	14.7	0.62[3]	2.30	5.83	9.34	16.3
	24			2.25[3]	4.27[3]	8.72		0.22[3]	3.39[3]	5.92[4]	11.2		0.52[3]	3.94[3]	7.01	13.0		0.64[3]	4.21[4]	7.57	14.5
9	12	0.08[3]	1.13[3]	3.54[4]	5.53	9.64	0.37[3]	1.80[4]	4.76	7.19	12.1	0.60[3]	2.22[4]	5.46	8.47	13.9	0.75[3]	2.37	5.69	9.07	15.5
	16		0.27[3]	2.68[3]	4.61[3]	8.74		0.86[3]	3.80[3]	6.19[4]	11.1		1.20[3]	4.44[4]	7.36	12.8		1.33[3]	4.67[4]	7.95	14.4
	24			1.14[2]	2.95[3]	7.08[3]			2.06[3]	4.35[3]	9.30[4]			2.57[3]	5.33[3]	10.7			2.80[3]	5.88[3]	12.2
10	12		0.48[3]	2.71[3]	4.51[3]	8.29		1.05[3]	3.75[3]	5.97[4]	10.5		1.41[3]	4.43[4]	7.14	12.1	0.07[3]	1.54[3]	4.66[4]	7.80	13.7
	16			1.78[2]	3.51[3]	7.29[3]		0.03[2]	2.71[3]	4.86[3]	9.38[4]		0.28[3]	3.29[3]	5.90[3]	10.8		0.39[3]	3.52[3]	6.53[4]	12.4
	24			0.14[1]	1.72[2]	5.47[3]			0.87[2]	2.90[2]	7.41[3]			1.27[2]	3.69[3]	8.55[3]			1.48[2]	4.23[3]	10.0[4]
12	12			1.24[2]	2.63[2]	5.70[3]			1.97[2]	3.71[3]	7.40[3]			2.50[2]	4.54[3]	8.58[4]		0.04[2]	2.72[3]	5.16[3]	10.1[4]
	16			0.27[1]	1.57[2]	4.62[2]			0.88[1]	2.54[2]	6.21[3]			1.26[2]	3.22[2]	7.20[3]			1.45[2]	3.75[3]	8.58[3]
	24					2.72[1]				0.52[1]	4.14[2]				0.93[1]	4.77[2]				1.29[2]	5.94[2]
14	12			0.16[1]	1.18[1]	3.59[2]			0.64[1]	1.94[2]	4.86[2]			0.94[1]	2.49[2]	5.66[3]			1.15[1]	2.99[2]	6.80[3]
	16				0.17[1]	2.54[1]				0.83[1]	3.71[2]				1.22[1]	4.31[2]				1.58[1]	5.31[2]
	24					0.74[1]					1.73[1]					1.98[1]					2.75[1]
16	12				0.20[1]	2.09[1]				0.73[1]	3.03[1]				1.06[1]	3.53[2]				1.37[1]	4.36[2]
	16					1.12[1]					1.96[1]					2.27[1]				0.05[1]	2.96[1]
	24										0.13[1]					0.11[1]					0.57[1]
18	12					1.06[1]					1.76[1]				0.08[1]	2.05[1]				0.25[1]	2.64[1]
	16					0.16[1]					0.77[1]					0.87[1]					1.33[1]
	24																				
20	12					0.34[1]					0.86[1]					0.99[1]					1.41[1]
	16																				0.20[1]
	24																				

[1] Deflection meets L/120 [3] Deflection meets L/360

[2] Deflection meets L/240 [4] Deflection meets L/600

If no note, deflection meets L/720

COMBINED AXIAL AND LATERAL LOAD TABLE

Limiting Factored Axial Compressive Resistance Per Stud (kip)

0 psf Factored Lateral Load

Wall Height (ft)	Stud Spacing (in.) o.c.	600S162					600S200					600S250					600S300				
		33 ksi		50 ksi			33 ksi		50 ksi			33 ksi		50 ksi			33 ksi		50 ksi		
		33	43	54	68	97	33	43	54	68	97	33	43	54	68	97	33	43	54	68	97
8	12	3.68	5.07	8.24	10.9	16.6	4.28	6.42	11.0	14.6	22.7	4.63	6.92	11.2	16.1	26.5	4.82	7.06	11.6	16.3	28.3
	16	3.68	5.07	8.24	10.9	16.6	4.28	6.42	11.0	14.6	22.7	4.63	6.92	11.2	16.1	26.5	4.82	7.06	11.6	16.3	28.3
	24	3.68	5.07	8.24	10.9	16.6	4.28	6.42	11.0	14.6	22.7	4.63	6.92	11.2	16.1	26.5	4.82	7.06	11.6	16.3	28.3
9	12	3.68	5.07	8.24	10.9	16.6	4.25	6.36	10.8	14.4	22.4	4.59	6.87	11.1	15.9	26.1	4.78	7.00	11.5	16.1	27.8
	16	3.68	5.07	8.24	10.9	16.6	4.25	6.36	10.8	14.4	22.4	4.59	6.87	11.1	15.9	26.1	4.78	7.00	11.5	16.1	27.8
	24	3.68	5.07	8.24	10.9	16.6	4.25	6.36	10.8	14.4	22.4	4.59	6.87	11.1	15.9	26.1	4.78	7.00	11.5	16.1	27.8
10	12	3.68	5.07	8.24	10.9	16.6	4.21	6.29	10.6	14.1	22.0	4.55	6.81	10.9	15.6	25.5	4.73	6.93	11.3	15.9	27.3
	16	3.68	5.07	8.24	10.9	16.6	4.21	6.29	10.6	14.1	22.0	4.55	6.81	10.9	15.6	25.5	4.73	6.93	11.3	15.9	27.3
	24	3.68	5.07	8.24	10.9	16.6	4.21	6.29	10.6	14.1	22.0	4.55	6.81	10.9	15.6	25.5	4.73	6.93	11.3	15.9	27.3
12	12	3.60	4.98	8.14	10.9	16.6	4.12	6.10	10.1	13.5	21.0	4.43	6.64	10.5	15.0	24.2	4.61	6.76	10.9	15.3	25.9
	16	3.60	4.98	8.14	10.9	16.6	4.12	6.10	10.1	13.5	21.0	4.43	6.64	10.5	15.0	24.2	4.61	6.76	10.9	15.3	25.9
	24	3.59	4.98	8.14	10.9	16.6	4.12	6.10	10.1	13.5	21.0	4.43	6.64	10.5	15.0	24.2	4.61	6.76	10.9	15.3	25.9
14	12	3.47	4.82	7.72	10.4	16.5	3.98	5.84	9.48	12.6	19.6	4.29	6.42	10.0	14.1	22.5	4.46	6.55	10.4	14.6	24.2
	16	3.47	4.82	7.72	10.4	16.5	3.98	5.84	9.48	12.6	19.6	4.28	6.42	10.0	14.1	22.5	4.46	6.55	10.4	14.6	24.2
	24	3.47	4.82	7.72	10.4	16.5	3.98	5.84	9.48	12.6	19.6	4.28	6.42	10.0	14.1	22.5	4.46	6.55	10.4	14.6	24.2
16	12	3.30	4.59	7.16	9.62	15.2	3.81	5.52	8.70	11.6	17.9	4.11	6.16	9.55	13.2	20.6	4.28	6.30	9.75	13.8	22.5
	16	3.30	4.58	7.16	9.62	15.2	3.81	5.52	8.70	11.6	17.9	4.11	6.16	9.55	13.2	20.6	4.28	6.30	9.75	13.8	22.5
	24	3.30	4.58	7.16	9.62	15.2	3.81	5.52	8.70	11.6	17.9	4.11	6.16	9.55	13.2	20.6	4.28	6.30	9.75	13.8	22.5
18	12	3.10	4.30	6.50	8.71	13.7	3.60	5.15	7.85	10.4	16.1	3.90	5.87	8.92	12.1	18.5	4.08	6.02	9.07	13.0	20.7
	16	3.10	4.30	6.50	8.71	13.7	3.60	5.15	7.85	10.4	16.1	3.90	5.87	8.92	12.1	18.5	4.08	6.02	9.07	13.0	20.7
	24	3.10	4.30	6.49	8.71	13.7	3.60	5.15	7.84	10.4	16.1	3.90	5.86	8.92	12.1	18.5	4.07	6.02	9.07	13.0	20.7
20	12	2.86	3.98	5.78	7.74	12.1	3.37	4.76	6.96	9.24	14.2	3.67	5.52	8.17	10.8	16.4	3.85	5.71	8.35	11.7	18.6
	16	2.86	3.98	5.78	7.74	12.1	3.37	4.76	6.96	9.24	14.2	3.66	5.52	8.17	10.8	16.4	3.85	5.71	8.35	11.7	18.6
	24	2.86	3.98	5.77	7.74	12.1	3.37	4.76	6.96	9.24	14.2	3.66	5.52	8.17	10.8	16.4	3.85	5.71	8.35	11.7	18.6

[1] Deflection meets L/120 [3] Deflection meets L/360

[2] Deflection meets L/240 [4] Deflection meets L/600

If no note, deflection meets L/720

COMBINED AXIAL AND LATERAL LOAD TABLE

Limiting Factored Axial Compressive Resistance Per Stud (kip)

10 psf Factored Lateral Load

Wall Height (ft)	Stud Spacing (in.) o.c.	600S162					600S200					600S250					600S300				
		33 ksi		50 ksi			33 ksi		50 ksi			33 ksi		50 ksi			33 ksi		50 ksi		
		33	43	54	68	97	33	43	54	68	97	33	43	54	68	97	33	43	54	68	97
8	12	3.40	4.80	7.98	10.6	16.3	4.00	6.12	10.7	14.3	22.4	4.34	6.62	10.9	15.8	26.2	4.53	6.76	11.3	16.0	28.0
	16	3.31	4.71	7.90	10.5	16.2	3.90	6.02	10.6	14.2	22.3	4.24	6.51	10.8	15.7	26.1	4.43	6.66	11.2	15.9	27.9
	24	3.13	4.53	7.73	10.4	16.0	3.72	5.82	10.4	14.0	22.1	4.05	6.31	10.6	15.5	25.8	4.24	6.46	11.1	15.7	27.6
9	12	3.32	4.72	7.90	10.5	16.2	3.89	5.97	10.4	14.0	22.0	4.22	6.48	10.7	15.5	25.6	4.40	6.61	11.1	15.7	27.4
	16	3.20	4.60	7.79	10.4	16.1	3.77	5.85	10.3	13.8	21.9	4.10	6.35	10.6	15.4	25.5	4.28	6.49	11.0	15.6	27.2
	24	2.97	4.37	7.57	10.2	15.9	3.53	5.59	10.0	13.6	21.6	3.85	6.09	10.3	15.1	25.2	4.04	6.23	10.7	15.3	26.9
10	12	3.22	4.62	7.81	10.5	16.1	3.76	5.80	10.1	13.6	21.5	4.08	6.31	10.4	15.1	25.0	4.26	6.45	10.9	15.4	26.7
	16	3.08	4.48	7.67	10.3	16.0	3.61	5.64	9.96	13.5	21.3	3.93	6.15	10.3	14.9	24.8	4.11	6.29	10.7	15.2	26.5
	24	2.79	4.19	7.39	10.0	15.7	3.32	5.33	9.64	13.1	21.0	3.63	5.83	9.97	14.6	24.4	3.81	5.98	10.4	14.9	26.1
12	12	2.93	4.32	7.47	10.2	15.9	3.45	5.38	9.40	12.7	20.2	3.76	5.91	9.79	14.2	23.3	3.93	6.06	10.2	14.5	25.0
	16	2.72	4.11	7.26	9.98	15.6	3.24	5.15	9.16	12.5	19.9	3.54	5.67	9.56	13.9	23.0	3.71	5.83	9.97	14.3	24.7
	24	2.32	3.70	6.84	9.55	15.2	2.83	4.70	8.69	12.0	19.4	3.11	5.21	9.11	13.4	22.5	3.29	5.37	9.52	13.8	24.2
14	12	2.57	3.91	6.80	9.41	15.4	3.07	4.86	8.46	11.5	18.4	3.36	5.41	9.01	13.0	21.3	3.54	5.57	9.40	13.5	23.0
	16	2.30	3.62	6.51	9.11	15.0	2.80	4.55	8.14	11.2	18.1	3.07	5.09	8.70	12.7	20.9	3.25	5.26	9.09	13.2	22.6
	24	1.78	3.09	5.96	8.53	14.3	2.27	3.97	7.53	10.6	17.3	2.53	4.48	8.10	12.0	20.1	2.69	4.67	8.50	12.6	21.8
16	12	2.16	3.41	5.97	8.35	13.7	2.65	4.25	7.40	10.2	16.4	2.92	4.83	8.21	11.7	18.9	3.09	5.02	8.48	12.4	20.8
	16	1.83	3.06	5.62	7.97	13.3	2.31	3.88	7.01	9.77	15.9	2.56	4.43	7.81	11.3	18.4	2.74	4.63	8.09	12.0	20.3
	24	1.23[4]	2.42	4.97	7.27	12.4	1.68	3.18	6.28	9.00	15.0	1.91	3.69	7.05	10.5	17.5	2.06	3.89	7.36	11.1	19.3
18	12	1.74	2.88	5.08	7.18	11.8	2.19	3.62	6.29	8.75	14.2	2.45	4.20	7.24	10.3	16.5	2.62	4.41	7.50	11.1	18.5
	16	1.37[4]	2.48	4.68	6.75	11.3	1.80	3.19	5.85	8.29	13.6	2.04	3.74	6.76	9.74	15.9	2.20	3.95	7.04	10.6	17.9
	24	0.71[3]	1.77[3]	3.97[4]	5.96	10.4	1.11[3]	2.42[4]	5.06	7.43	12.6	1.31[3]	2.89	5.90	8.78	14.8	1.45[4]	3.10	6.19	9.61	16.7
20	12	1.33[4]	2.35	4.20	6.02	9.99	1.75	3.00	5.23	7.36	12.0	1.98	3.56	6.20	8.67	14.0	2.15	3.79	6.49	9.58	16.0
	16	0.95[3]	1.93[4]	3.79	5.56	9.44	1.33[3]	2.54	4.77	6.87	11.5	1.54[4]	3.04	5.68	8.11	13.4	1.69[4]	3.27	5.98	8.99	15.3
	24	0.26[2]	1.18[3]	3.05[3]	4.75[4]	8.47	0.60[3]	1.72[3]	3.96[4]	5.98	10.4	0.76[3]	2.13[3]	4.75[4]	7.11	12.3	0.87[3]	2.34[4]	5.06	7.93	14.1

[1] Deflection meets L/120 [3] Deflection meets L/360

[2] Deflection meets L/240 [4] Deflection meets L/600

If no note, deflection meets L/720

COMBINED AXIAL AND LATERAL LOAD TABLE

Limiting Factored Axial Compressive Resistance Per Stud (kip)

20 psf Factored Lateral Load

Wall Height (ft)	Stud Spacing (in.) o.c.	600S162					600S200					600S250					600S300				
		33 ksi		50 ksi			33 ksi		50 ksi			33 ksi		50 ksi			33 ksi		50 ksi		
		33	43	54	68	97	33	43	54	68	97	33	43	54	68	97	33	43	54	68	97
8	12	3.13	4.53	7.73	10.4	16.0	3.72	5.82	10.4	14.0	22.1	4.05	6.31	10.6	15.5	25.8	4.24	6.46	11.1	15.7	27.6
	16	2.95	4.35	7.56	10.2	15.9	3.53	5.62	10.2	13.8	21.9	3.86	6.11	10.4	15.3	25.6	4.04	6.26	10.9	15.5	27.4
	24	2.59	4.00	7.22	9.9	15.5	3.17	5.23	9.75	13.4	21.5	3.48	5.71	10.1	14.9	25.2	3.66	5.86	10.5	15.1	27.0
9	12	2.97	4.37	7.57	10.2	15.9	3.53	5.59	10.0	13.6	21.6	3.85	6.09	10.3	15.1	25.2	4.04	6.23	10.7	15.3	26.9
	16	2.74	4.14	7.35	10.0	15.7	3.30	5.34	9.77	13.3	21.3	3.61	5.83	10.1	14.8	24.9	3.79	5.98	10.5	15.1	26.6
	24	2.29	3.70	6.92	9.57	15.2	2.84	4.84	9.26	12.8	20.8	3.14	5.32	9.59	14.3	24.3	3.31	5.48	10.0	14.6	26.1
10	12	2.79	4.19	7.39	10.0	15.7	3.32	5.33	9.64	13.1	21.0	3.63	5.83	9.97	14.6	24.4	3.81	5.98	10.4	14.9	26.1
	16	2.50	3.91	7.11	9.75	15.4	3.04	5.02	9.32	12.8	20.6	3.33	5.51	9.66	14.3	24.1	3.51	5.67	10.1	14.5	25.8
	24	1.95	3.36	6.57	9.21	14.8	2.48	4.41	8.70	12.2	20.0	2.76	4.89	9.06	13.6	23.3	2.93	5.06	9.48	13.9	25.0
12	12	2.32	3.70	6.84	9.55	15.2	2.83	4.70	8.69	12.0	19.4	3.11	5.21	9.11	13.4	22.5	3.29	5.37	9.52	13.8	24.2
	16	1.93	3.30	6.44	9.13	14.7	2.43	4.27	8.24	11.5	18.9	2.70	4.76	8.67	12.9	21.9	2.87	4.93	9.09	13.3	23.6
	24	1.19	2.54	5.67	8.32	13.9	1.68	3.44	7.37	10.6	17.9	1.92	3.90	7.82	12.0	20.9	2.08	4.09	8.24	12.4	22.6
14	12	1.78	3.09	5.96	8.53	14.3	2.27	3.97	7.53	10.6	17.3	2.53	4.48	8.10	12.0	20.1	2.69	4.67	8.50	12.6	21.8
	16	1.30	2.58	5.44	7.97	13.7	1.77	3.42	6.96	9.96	16.7	2.01	3.90	7.52	11.4	19.4	2.16	4.09	7.92	11.9	21.1
	24	0.41[3]	1.64[4]	4.48	6.94	12.5	0.85[3]	2.39[4]	5.88	8.83	15.4	1.04[4]	2.82	6.44	10.1	18.0	1.18[4]	3.02	6.84	10.7	19.7
16	12	1.23[4]	2.42	4.97	7.27	12.4	1.68	3.18	6.28	9.00	15.0	1.91	3.69	7.05	10.5	17.5	2.06	3.89	7.36	11.1	19.3
	16	0.68[3]	1.84[4]	4.36	6.61	11.6	1.10[3]	2.54	5.62	8.29	14.2	1.30[4]	3.00	6.35	9.67	16.6	1.44[4]	3.20	6.67	10.4	18.4
	24		0.78[3]	3.27[3]	5.43[4]	10.3	0.07[3]	1.39[3]	4.41[3]	6.99	12.7	0.21[3]	1.75[3]	5.07[4]	8.24	15.0	0.31[3]	1.94[3]	5.40[4]	8.91	16.7
18	12	0.71[3]	1.77[3]	3.97[4]	5.96	10.4	1.11[3]	2.42[4]	5.06	7.43	12.6	1.31[3]	2.89	5.90	8.78	14.8	1.45[4]	3.10	6.19	9.61	16.7
	16	0.13[2]	1.14[3]	3.32[3]	5.26[4]	9.55	0.49[3]	1.72[3]	4.35[4]	6.66	11.8	0.64[3]	2.12[3]	5.11[4]	7.92	13.8	0.76[3]	2.32[4]	5.41	8.71	15.7
	24		0.01[2]	2.18[2]	4.01[3]	8.06[4]		0.50[2]	3.09[3]	5.29[3]	10.2[4]		0.77[3]	3.72[3]	6.38[3]	12.1		0.94[3]	4.02[3]	7.10[4]	13.8
20	12	0.26[2]	1.18[3]	3.05[3]	4.75[4]	8.47	0.60[3]	1.72[3]	3.96[4]	5.98	10.4	0.76[3]	2.13[3]	4.75[4]	7.11	12.3	0.87[3]	2.34[4]	5.06	7.93	14.1
	16		0.52[2]	2.40[3]	4.03[3]	7.62[4]		1.00[3]	3.24[3]	5.19[3]	9.49	0.07[2]	1.33[3]	3.94[3]	6.23[4]	11.3	0.15[2]	1.51[3]	4.23[3]	6.99[4]	13.0
	24			1.27[2]	2.79[2]	6.14[3]			1.99[2]	3.82[3]	7.89[3]			2.52[2]	4.69[3]	9.47[3]		0.06[2]	2.79[3]	5.34[3]	11.0[4]

[1] Deflection meets L/120 [3] Deflection meets L/360

[2] Deflection meets L/240 [4] Deflection meets L/600

If no note, deflection meets L/720

COMBINED AXIAL AND LATERAL LOAD TABLE

Limiting Factored Axial Compressive Resistance Per Stud (kip)

30 psf Factored Lateral Load

Wall Height (ft)	Stud Spacing (in.) o.c.	600S162					600S200					600S250					600S300				
		33 ksi		50 ksi			33 ksi		50 ksi			33 ksi		50 ksi			33 ksi		50 ksi		
		33	43	54	68	97	33	43	54	68	97	33	43	54	68	97	33	43	54	68	97
8	12	2.86	4.26	7.47	10.1	15.8	3.44	5.52	10.1	13.7	21.8	3.76	6.01	10.3	15.2	25.5	3.95	6.16	10.8	15.4	27.3
	16	2.59	4.00	7.22	9.87	15.5	3.17	5.23	9.75	13.4	21.5	3.48	5.71	10.1	14.9	25.2	3.66	5.86	10.5	15.1	27.0
	24	2.06	3.48	6.72	9.38	15.0	2.63	4.64	9.16	12.8	20.9	2.92	5.11	9.48	14.3	24.5	3.10	5.28	9.91	14.5	26.3
9	12	2.63	4.03	7.24	9.89	15.6	3.18	5.21	9.64	13.2	21.2	3.49	5.70	9.95	14.7	24.8	3.67	5.86	10.4	14.9	26.5
	16	2.29	3.70	6.92	9.57	15.2	2.84	4.84	9.26	12.8	20.8	3.14	5.32	9.59	14.3	24.3	3.31	5.48	10.0	14.6	26.1
	24	1.63	3.04	6.29	8.93	14.6	2.17	4.11	8.52	12.1	20.0	2.44	4.58	8.87	13.5	23.5	2.61	4.75	9.30	13.8	25.2
10	12	2.36	3.77	6.98	9.61	15.3	2.89	4.87	9.16	12.6	20.5	3.19	5.35	9.51	14.1	23.9	3.36	5.51	9.93	14.4	25.6
	16	1.95	3.36	6.57	9.21	14.8	2.48	4.41	8.70	12.2	20.0	2.76	4.89	9.06	13.6	23.3	2.93	5.06	9.48	13.9	25.0
	24	1.16	2.56	5.79	8.41	14.0	1.67	3.53	7.79	11.2	19.0	1.92	3.98	8.18	12.6	22.3	2.08	4.17	8.61	13.0	24.0
12	12	1.74	3.11	6.24	8.93	14.5	2.24	4.06	8.02	11.3	18.6	2.50	4.54	8.45	12.7	21.7	2.67	4.72	8.87	13.1	23.4
	16	1.19	2.54	5.67	8.32	13.9	1.68	3.44	7.37	10.6	17.9	1.92	3.90	7.82	12.0	20.9	2.08	4.09	8.24	12.4	22.6
	24	0.17[3]	1.48[4]	4.58	7.18	12.6	0.63[3]	2.27	6.15	9.35	16.5	0.82[4]	2.68	6.62	10.6	19.4	0.95[4]	2.88	7.04	11.1	21.0
14	12	1.07[4]	2.34	5.19	7.71	13.4	1.53	3.15	6.68	9.67	16.3	1.76	3.62	7.24	11.0	19.0	1.91	3.82	7.65	11.6	20.8
	16	0.41[3]	1.64[4]	4.48	6.94	12.5	0.85[3]	2.39[4]	5.88	8.83	15.4	1.04[4]	2.82	6.44	10.1	18.0	1.18[4]	3.02	6.84	10.7	19.7
	24		0.38[3]	3.17[3]	5.53[4]	10.9		1.01[3]	4.43[3]	7.28	13.6		1.35[3]	4.96[4]	8.47	16.1		1.54[3]	5.35[4]	9.06	17.8
16	12	0.42[3]	1.56[3]	4.08[4]	6.30	11.3	0.83[3]	2.24[4]	5.30	7.95	13.8	1.02[3]	2.67	6.02	9.30	16.2	1.15[3]	2.88	6.34	9.97	17.9
	16		0.78[3]	3.27[3]	5.43[4]	10.3	0.07[3]	1.39[3]	4.41[3]	6.99	12.7	0.21[3]	1.75[3]	5.07[4]	8.24	15.0	0.31[3]	1.94[3]	5.40[4]	8.91	16.7
	24			1.84[2]	3.87[3]	8.40[3]			2.83[3]	5.28[3]	10.7[4]		0.11[3]	3.38[3]	6.35[3]	12.8		0.27[3]	3.69[3]	6.97[4]	14.4
18	12		0.84[3]	3.02[3]	4.93[3]	9.16	0.20[2]	1.40[3]	4.02[3]	6.30[4]	11.3	0.34[3]	1.77[3]	4.75[4]	7.51	13.4	0.44[3]	1.96[3]	5.04[4]	8.29	15.2
	16		0.01[2]	2.18[2]	4.01[3]	8.06[4]		0.50[2]	3.09[3]	5.29[3]	10.2[4]		0.77[3]	3.72[3]	6.38[3]	12.1		0.94[3]	4.02[3]	7.10[4]	13.8
	24			0.72[1]	2.40[2]	6.16[3]			1.48[2]	3.52[2]	8.10[3]			1.94[2]	4.40[3]	9.79[3]			2.20[2]	5.01[3]	11.3[4]
20	12		0.22[2]	2.10[2]	3.70[3]	7.22[3]		0.67[2]	2.91[3]	4.83[3]	9.06[4]		0.95[3]	3.56[3]	5.82[3]	10.8		1.13[3]	3.85[3]	6.55[4]	12.4
	16			1.27[2]	2.79[2]	6.14[3]			1.99[2]	3.82[3]	7.89[3]			2.52[2]	4.69[3]	9.47[3]		0.06[2]	2.79[3]	5.34[3]	11.0[4]
	24				1.21[1]	4.27[2]			0.41[1]	2.09[2]	5.86[2]			0.73[1]	2.73[2]	7.22[3]			0.94[2]	3.24[2]	8.53[3]

[1] Deflection meets L/120 [3] Deflection meets L/360

[2] Deflection meets L/240 [4] Deflection meets L/600

If no note, deflection meets L/720

COMBINED AXIAL AND LATERAL LOAD TABLE

Limiting Factored Axial Compressive Resistance Per Stud (kip)

40 psf Factored Lateral Load

Wall Height (ft)	Stud Spacing (in.) o.c.	600S162					600S200					600S250					600S300				
		33 ksi		50 ksi			33 ksi		50 ksi			33 ksi		50 ksi			33 ksi		50 ksi		
		33	43	54	68	97	33	43	54	68	97	33	43	54	68	97	33	43	54	68	97
8	12	2.59	4.00	7.22	9.87	15.5	3.17	5.23	9.75	13.4	21.5	3.48	5.71	10.1	14.9	25.2	3.66	5.86	10.5	15.1	27.0
	16	2.24	3.65	6.89	9.54	15.2	2.81	4.84	9.36	13.0	21.1	3.11	5.31	9.67	14.5	24.7	3.28	5.48	10.1	14.7	26.5
	24	1.55	2.97	6.23	8.89	14.5	2.10	4.07	8.58	12.2	20.3	2.37	4.53	8.92	13.7	23.8	2.54	4.71	9.35	13.9	25.6
9	12	2.29	3.70	6.92	9.57	15.2	2.84	4.84	9.26	12.8	20.8	3.14	5.32	9.59	14.3	24.3	3.31	5.48	10.0	14.6	26.1
	16	1.85	3.26	6.50	9.14	14.8	2.39	4.36	8.76	12.3	20.3	2.67	4.82	9.11	13.8	23.8	2.84	4.99	9.53	14.1	25.5
	24	1.00	2.41	5.67	8.31	13.9	1.52	3.41	7.79	11.3	19.2	1.77	3.85	8.17	12.7	22.6	1.92	4.04	8.59	13.1	24.4
10	12	1.95	3.36	6.57	9.21	14.8	2.48	4.41	8.70	12.2	20.0	2.76	4.89	9.06	13.6	23.3	2.93	5.06	9.48	13.9	25.0
	16	1.42	2.82	6.04	8.68	14.3	1.94	3.82	8.09	11.6	19.3	2.20	4.28	8.47	13.0	22.6	2.36	4.46	8.89	13.3	24.3
	24	0.41[4]	1.80	5.03	7.64	13.2	0.91	2.69	6.92	10.3	18.0	1.12	3.11	7.33	11.7	21.2	1.27	3.31	7.75	12.1	22.9
12	12	1.19	2.54	5.67	8.32	13.9	1.68	3.44	7.37	10.6	17.9	1.92	3.90	7.82	12.0	20.9	2.08	4.09	8.24	12.4	22.6
	16	0.50[3]	1.82	4.93	7.56	13.0	0.97[4]	2.65	6.55	9.77	17.0	1.18[4]	3.08	7.01	11.1	19.9	1.32	3.27	7.43	11.6	21.5
	24		0.49[3]	3.56[4]	6.11	11.5		1.19[3]	5.01[4]	8.15	15.2		1.54[4]	5.48	9.38	17.9		1.74[4]	5.89	9.87	19.6
14	12	0.41[3]	1.64[4]	4.48	6.94	12.5	0.85[3]	2.39[4]	5.88	8.83	15.4	1.04[4]	2.82	6.44	10.1	18.0	1.18[4]	3.02	6.84	10.7	19.7
	16		0.78[3]	3.59[3]	5.98[4]	11.4	0.01[3]	1.45[3]	4.90[4]	7.78	14.2	0.16[3]	1.82[4]	5.43	9.01	16.7	0.27[3]	2.02[4]	5.83	9.60	18.4
	24			1.98[3]	4.25[3]	9.36[4]			3.11[3]	5.86[3]	12.0		0.01[3]	3.60[3]	6.95[4]	14.4		0.19[3]	3.97[3]	7.53[4]	15.9
16	12		0.78[3]	3.27[3]	5.43[4]	10.3	0.07[3]	1.39[3]	4.41[3]	6.99	12.7	0.21[3]	1.75[3]	5.07[4]	8.24	15.0	0.31[3]	1.94[3]	5.40[4]	8.91	16.7
	16			2.30[3]	4.36[3]	8.99[4]		0.35[3]	3.33[3]	5.82[3]	11.4		0.63[3]	3.92[3]	6.96[4]	13.5		0.80[3]	4.24[3]	7.59[4]	15.1
	24			0.58[2]	2.49[2]	6.77[3]			1.43[2]	3.76[3]	8.98[3]			1.88[2]	4.67[3]	10.9[3]			2.16[2]	5.24[3]	12.4[4]
18	12		0.01[2]	2.18[2]	4.01[3]	8.06[4]		0.50[2]	3.09[3]	5.29[3]	10.2[4]		0.77[3]	3.72[3]	6.38[3]	12.1		0.94[3]	4.02[3]	7.10[4]	13.8
	16			1.18[2]	2.91[2]	6.76[3]			1.99[2]	4.08[3]	8.75[3]			2.50[2]	5.03[3]	10.5[4]			2.78[3]	5.68[3]	12.1[4]
	24				1.01[1]	4.50[2]			0.08[1]	1.99[2]	6.31[2]			0.39[1]	2.68[2]	7.82[3]			0.61[2]	3.19[2]	9.18[3]
20	12			1.27[2]	2.79[2]	6.14[3]			1.99[2]	3.82[3]	7.89[3]			2.52[2]	4.69[3]	9.47[3]		0.06[2]	2.79[3]	5.34[3]	11.0[4]
	16			0.29[1]	1.71[2]	4.85[2]			0.91[1]	2.64[2]	6.50[3]			1.29[2]	3.35[2]	7.93[3]			1.52[2]	3.90[2]	9.31[3]
	24					2.66[1]				0.60[1]	4.12[2]				1.05[1]	5.29[2]				1.43[1]	6.40[2]

[1] Deflection meets L/120 [3] Deflection meets L/360

[2] Deflection meets L/240 [4] Deflection meets L/600

If no note, deflection meets L/720

COMBINED AXIAL AND LATERAL LOAD TABLE

Limiting Factored Axial Compressive Resistance Per Stud (kip)

50 psf Factored Lateral Load

Wall Height (ft)	Stud Spacing (in.) o.c.	600S162					600S200					600S250					600S300				
		33 ksi		50 ksi			33 ksi		50 ksi			33 ksi		50 ksi			33 ksi		50 ksi		
		33	43	54	68	97	33	43	54	68	97	33	43	54	68	97	33	43	54	68	97
8	12	2.32	3.74	6.97	9.62	15.3	2.90	4.93	9.45	13.1	21.2	3.20	5.41	9.76	14.6	24.8	3.38	5.57	10.2	14.8	26.6
	16	1.89	3.31	6.56	9.21	14.9	2.45	4.45	8.97	12.6	20.7	2.74	4.92	9.29	14.1	24.3	2.91	5.09	9.73	14.3	26.1
	24	1.04	2.47	5.75	8.40	14.0	1.58	3.51	8.01	11.6	19.7	1.84	3.95	8.37	13.0	23.2	1.99	4.14	8.80	13.4	25.0
9	12	1.96	3.37	6.60	9.25	14.9	2.50	4.48	8.89	12.4	20.4	2.79	4.95	9.23	13.9	23.9	2.96	5.12	9.65	14.2	25.6
	16	1.42	2.83	6.08	8.72	14.4	1.95	3.88	8.27	11.8	19.7	2.22	4.33	8.63	13.2	23.2	2.38	4.51	9.06	13.6	24.9
	24	0.39	1.79	5.06	7.70	13.3	0.89	2.72	7.08	10.6	18.5	1.11	3.14	7.48	12.0	21.8	1.26	3.33	7.90	12.3	23.5
10	12	1.55	2.96	6.17	8.81	14.4	2.07	3.97	8.24	11.7	19.5	2.34	4.43	8.62	13.1	22.8	2.50	4.61	9.04	13.4	24.5
	16	0.91	2.30	5.53	8.16	13.7	1.42	3.25	7.50	10.9	18.7	1.65	3.69	7.89	12.3	21.9	1.81	3.88	8.32	12.7	23.6
	24		1.06[4]	4.30	6.90	12.4	0.17[4]	1.88	6.07	9.47	17.1	0.35[4]	2.27	6.50	10.8	20.2	0.48[4]	2.47	6.92	11.2	21.9
12	12	0.67[4]	2.00	5.11	7.74	13.2	1.14[4]	2.85	6.75	9.98	17.2	1.36	3.28	7.21	11.3	20.1	1.51	3.47	7.63	11.8	21.8
	16		1.14[3]	4.23	6.82	12.2	0.30[3]	1.90[4]	5.76	8.94	16.1	0.47[3]	2.29	6.23	10.2	18.9	0.60[4]	2.49	6.65	10.7	20.6
	24			2.60[3]	5.09[3]	10.4		0.17[3]	3.94[3]	7.02[4]	13.9		0.47[3]	4.40[4]	8.17	16.6		0.66[3]	4.80[4]	8.68	18.2
14	12		0.99[3]	3.81[4]	6.22	11.7	0.21[3]	1.68[3]	5.14[4]	8.03	14.5	0.37[3]	2.06[4]	5.68	9.28	17.0	0.49[3]	2.26[4]	6.08	9.88	18.7
	16			2.76[3]	5.09[3]	10.3		0.58[3]	3.97[3]	6.79[4]	13.1		0.89[3]	4.49[3]	7.95	15.5		1.08[3]	4.87[4]	8.54	17.1
	24			0.89[2]	3.06[3]	7.97[3]			1.90[2]	4.56[3]	10.6[3]			2.34[3]	5.53[3]	12.7[4]			2.68[3]	6.09[3]	14.2
16	12		0.06[2]	2.53[3]	4.62[3]	9.29[4]		0.60[3]	3.59[3]	6.10[3]	11.7		0.90[3]	4.20[3]	7.27[4]	13.9		1.08[3]	4.52[3]	7.91	15.5
	16			1.41[2]	3.39[3]	7.84[3]			2.35[2]	4.75[3]	10.1[4]			2.86[3]	5.77[3]	12.1[4]			3.16[3]	6.38[3]	13.7
	24				1.23[2]	5.29[2]			0.17[1]	2.38[2]	7.39[3]			0.52[2]	3.15[2]	9.12[3]			0.77[2]	3.66[3]	10.5[3]
18	12			1.42[2]	3.17[2]	7.07[3]			2.25[2]	4.37[3]	9.08[3]			2.80[3]	5.35[3]	10.9[4]		0.01[2]	3.07[3]	6.02[3]	12.5
	16			0.28[1]	1.92[2]	5.58[3]			1.00[2]	2.99[2]	7.48[3]			1.40[2]	3.80[2]	9.11[3]			1.65[2]	4.38[3]	10.6[3]
	24					3.02[2]				0.62[1]	4.71[2]				1.13[1]	6.04[2]				1.54[2]	7.25[3]
20	12			0.52[1]	1.96[2]	5.16[2]			1.17[2]	2.92[2]	6.83[3]			1.58[2]	3.67[2]	8.30[3]			1.83[2]	4.25[3]	9.72[3]
	16				0.74[1]	3.71[2]				1.57[1]	5.26[2]			0.19[1]	2.15[2]	6.55[2]			0.38[1]	2.61[2]	7.79[3]
	24					1.23[1]					2.57[1]					3.56[1]					4.49[2]

[1] Deflection meets L/120 [3] Deflection meets L/360

[2] Deflection meets L/240 [4] Deflection meets L/600

If no note, deflection meets L/720

COMBINED AXIAL AND LATERAL LOAD TABLE

Limiting Factored Axial Compressive Resistance Per Stud (kip)

60 psf Factored Lateral Load

Wall Height (ft)	Stud Spacing (in.) o.c.	600S162					600S200					600S250					600S300				
		33 ksi		50 ksi			33 ksi		50 ksi			33 ksi		50 ksi			33 ksi		50 ksi		
		33	43	54	68	97	33	43	54	68	97	33	43	54	68	97	33	43	54	68	97
8	12	2.06	3.48	6.72	9.38	15.0	2.63	4.64	9.16	12.8	20.9	2.92	5.11	9.48	14.3	24.5	3.10	5.28	9.91	14.5	26.3
	16	1.55	2.97	6.23	8.89	14.5	2.10	4.07	8.58	12.2	20.3	2.37	4.53	8.92	13.7	23.8	2.54	4.71	9.35	13.9	25.6
	24	0.55	1.97	5.28	7.93	13.6	1.08	2.96	7.45	11.0	19.1	1.31	3.39	7.82	12.5	22.5	1.46	3.58	8.25	12.8	24.3
9	12	1.63	3.04	6.29	8.93	14.6	2.17	4.11	8.52	12.1	20.0	2.44	4.58	8.87	13.5	23.5	2.61	4.75	9.30	13.8	25.2
	16	1.00	2.41	5.67	8.31	13.9	1.52	3.41	7.79	11.3	19.2	1.77	3.85	8.17	12.7	22.6	1.92	4.04	8.59	13.1	24.4
	24		1.18	4.47	7.10	12.7	0.28[4]	2.05	6.39	9.89	17.7	0.47	2.44	6.80	11.2	21.0	0.60	2.65	7.22	11.6	22.7
10	12	1.16	2.56	5.79	8.41	14.0	1.67	3.53	7.79	11.2	19.0	1.92	3.98	8.18	12.6	22.3	2.08	4.17	8.61	13.0	24.0
	16	0.41[4]	1.80	5.03	7.64	13.2	0.91	2.69	6.92	10.3	18.0	1.12	3.11	7.33	11.7	21.2	1.27	3.31	7.75	12.1	22.9
	24		0.35[3]	3.59[4]	6.17	11.6		1.09[4]	5.25	8.63	16.2		1.45	5.69	9.89	19.2		1.66	6.11	10.3	20.9
12	12	0.17[3]	1.48[4]	4.58	7.18	12.6	0.63[3]	2.27	6.15	9.35	16.5	0.82[4]	2.68	6.62	10.6	19.4	0.95[4]	2.88	7.04	11.1	21.0
	16		0.49[3]	3.56[4]	6.11	11.5		1.19[3]	5.01[4]	8.15	15.2		1.54[4]	5.48	9.38	17.9		1.74[4]	5.89	9.87	19.6
	24			1.69[3]	4.13[3]	9.29[4]			2.92[3]	5.94[3]	12.7			3.38[3]	7.02[4]	15.2			3.75[3]	7.54[4]	16.8
14	12		0.38[3]	3.17[3]	5.53[4]	10.9		1.01[3]	4.43[3]	7.28	13.6		1.35[3]	4.96[4]	8.47	16.1		1.54[3]	5.35[4]	9.06	17.8
	16			1.98[3]	4.25[3]	9.36[4]			3.11[3]	5.86[3]	12.0		0.01[3]	3.60[3]	6.95[4]	14.4		0.19[3]	3.97[3]	7.53[4]	15.9
	24				1.96[2]	6.67[3]			0.76[2]	3.34[3]	9.15[3]			1.17[2]	4.21[3]	11.2[3]			1.47[2]	4.74[3]	12.6[4]
16	12			1.84[2]	3.87[3]	8.40[3]			2.83[3]	5.28[3]	10.7[4]		0.11[3]	3.38[3]	6.35[3]	12.8		0.27[3]	3.69[3]	6.97[4]	14.4
	16			0.58[2]	2.49[2]	6.77[3]			1.43[2]	3.76[3]	8.98[3]			1.88[2]	4.67[3]	10.9[3]			2.16[2]	5.24[3]	12.4[4]
	24				0.08[1]	3.92[2]				1.11[2]	5.91[2]				1.74[2]	7.49[3]				2.19[2]	8.77[3]
18	12			0.72[1]	2.40[2]	6.16[3]			1.48[2]	3.52[2]	8.10[3]			1.94[2]	4.40[3]	9.79[3]			2.20[2]	5.01[3]	11.3[4]
	16				1.01[1]	4.50[2]			0.08[1]	1.99[2]	6.31[2]			0.39[1]	2.68[2]	7.82[3]			0.61[2]	3.19[2]	9.18[3]
	24					1.66[1]					3.24[1]					4.42[2]				0.03[1]	5.47[2]
20	12				1.21[1]	4.27[2]			0.41[1]	2.09[2]	5.86[2]			0.73[1]	2.73[2]	7.22[3]			0.94[2]	3.24[2]	8.53[3]
	16					2.66[1]				0.60[1]	4.12[2]				1.05[1]	5.29[2]				1.43[1]	6.40[2]
	24										1.16[1]					1.99[1]					2.76[1]

[1] Deflection meets L/120 [3] Deflection meets L/360

[2] Deflection meets L/240 [4] Deflection meets L/600

If no note, deflection meets L/720

COMBINED AXIAL AND LATERAL LOAD TABLE

Limiting Factored Axial Compressive Resistance Per Stud (kip)

70 psf Factored Lateral Load

Wall Height (ft)	Stud Spacing (in.) o.c.	600S162					600S200					600S250					600S300				
		33 ksi		50 ksi			33 ksi		50 ksi			33 ksi		50 ksi			33 ksi		50 ksi		
		33	43	54	68	97	33	43	54	68	97	33	43	54	68	97	33	43	54	68	97
8	12	1.80	3.22	6.48	9.13	14.8	2.36	4.36	8.87	12.5	20.6	2.65	4.82	9.20	14.0	24.2	2.82	4.99	9.63	14.2	25.9
	16	1.21	2.63	5.91	8.57	14.2	1.76	3.70	8.20	11.8	19.9	2.01	4.14	8.55	13.2	23.4	2.18	4.33	8.98	13.5	25.2
	24	0.07	1.49	4.81	7.46	13.1	0.58	2.42	6.89	10.5	18.5	0.79	2.83	7.28	11.9	21.9	0.93	3.03	7.71	12.2	23.6
9	12	1.31	2.72	5.97	8.62	14.2	1.84	3.76	8.15	11.7	19.6	2.10	4.21	8.52	13.1	23.0	2.26	4.39	8.94	13.4	24.8
	16	0.59	1.99	5.26	7.90	13.5	1.10	2.95	7.32	10.8	18.7	1.33	3.37	7.70	12.2	22.1	1.48	3.57	8.13	12.6	23.8
	24		0.60[4]	3.89	6.51	12.0		1.39	5.71	9.19	17.0		1.77	6.13	10.5	20.2		1.97	6.55	10.9	21.9
10	12	0.78	2.17	5.40	8.03	13.6	1.29	3.11	7.35	10.8	18.5	1.52	3.54	7.75	12.2	21.7	1.67	3.73	8.18	12.5	23.4
	16		1.30	4.54	7.14	12.7	0.41[4]	2.15	6.35	9.76	17.4	0.61[4]	2.55	6.77	11.1	20.5	0.74	2.75	7.20	11.5	22.2
	24			2.90[3]	5.46	10.9		0.33[3]	4.46[4]	7.80	15.3		0.66[4]	4.91	9.02	18.2		0.86[4]	5.32	9.46	19.9
12	12		0.97[3]	4.06[4]	6.64	12.0	0.13[3]	1.72[4]	5.57	8.74	15.8	0.30[3]	2.10	6.04	10.0	18.6	0.42[3]	2.30	6.46	10.5	20.3
	16			2.92[3]	5.43[4]	10.7		0.50[3]	4.29[4]	7.39	14.3		0.82[3]	4.76[4]	8.57	17.0		1.02[4]	5.16[4]	9.07	18.6
	24			0.83[2]	3.20[3]	8.27[3]			1.94[3]	4.91[3]	11.6[4]			2.39[3]	5.91[3]	14.0			2.75[3]	6.43[4]	15.5
14	12			2.56[3]	4.88[3]	10.1		0.37[3]	3.75[3]	6.56[4]	12.8		0.66[3]	4.26[3]	7.69[4]	15.2		0.85[3]	4.64[4]	8.28	16.8
	16			1.25[2]	3.45[3]	8.42[3]			2.29[3]	4.98[3]	11.0[4]			2.75[3]	5.99[3]	13.3			3.10[3]	6.56[3]	14.8
	24				0.92[2]	5.45[3]				2.19[2]	7.83[3]			0.06[2]	2.96[2]	9.73[3]			0.32[2]	3.46[3]	11.1[3]
16	12			1.20[2]	3.16[3]	7.56[3]			2.11[2]	4.50[3]	9.84[3]			2.61[3]	5.49[3]	11.8[4]			2.91[3]	6.09[3]	13.4
	16				1.64[2]	5.76[3]			0.58[2]	2.83[2]	7.90[3]			0.96[2]	3.64[2]	9.69[3]			1.22[2]	4.17[3]	11.1[3]
	24					2.65[2]					4.54[2]				0.42[1]	5.97[2]				0.81[2]	7.14[3]
18	12			0.07[1]	1.68[2]	5.30[2]			0.76[1]	2.73[2]	7.18[3]			1.14[2]	3.51[2]	8.78[3]			1.38[2]	4.07[3]	10.2[3]
	16				0.16[1]	3.50[2]				1.06[1]	5.23[2]				1.63[2]	6.62[2]				2.07[2]	7.87[3]
	24					0.41[1]					1.88[1]					2.91[1]					3.82[2]
20	12				0.51[1]	3.44[2]				1.32[1]	4.96[2]				1.87[2]	6.23[2]			0.12[1]	2.31[2]	7.43[3]
	16					1.69[1]					3.07[1]				0.04[1]	4.12[2]				0.33[1]	5.11[2]
	24															0.54[1]					1.15[1]

[1] Deflection meets L/120 [3] Deflection meets L/360

[2] Deflection meets L/240 [4] Deflection meets L/600

If no note, deflection meets L/720

COMBINED AXIAL AND LATERAL LOAD TABLE

Limiting Factored Axial Compressive Resistance Per Stud (kip)

0 psf Factored Lateral Load

Wall Height (ft)	Stud Spacing (in.) o.c.	800S162				800S200				800S250				800S300			
		33 ksi	50 ksi			33 ksi	50 ksi			33 ksi	50 ksi			33 ksi	50 ksi		
		43	54	68	97	43	54	68	97	43	54	68	97	43	54	68	97
8	12	4.96	7.94	10.5	16.3	6.59	11.3	14.9	23.1	7.22	11.9	17.1	28.6	7.37	12.4	17.5	31.2
	16	4.96	7.94	10.5	16.3	6.59	11.3	14.9	23.1	7.22	11.9	17.1	28.6	7.37	12.4	17.5	31.2
	24	4.96	7.94	10.5	16.3	6.59	11.3	14.9	23.1	7.22	11.9	17.1	28.6	7.37	12.4	17.5	31.2
9	12	4.96	7.94	10.5	16.3	6.59	11.3	14.9	23.1	7.20	11.9	17.1	28.5	7.34	12.3	17.4	31.0
	16	4.96	7.94	10.5	16.3	6.59	11.3	14.9	23.1	7.20	11.9	17.1	28.5	7.34	12.3	17.4	31.0
	24	4.96	7.94	10.5	16.3	6.59	11.3	14.9	23.1	7.20	11.9	17.1	28.5	7.34	12.3	17.4	31.0
10	12	4.96	7.94	10.5	16.3	6.59	11.3	14.9	23.1	7.17	11.8	17.0	28.3	7.31	12.3	17.3	30.7
	16	4.96	7.94	10.5	16.3	6.59	11.3	14.9	23.1	7.17	11.8	17.0	28.3	7.31	12.3	17.3	30.7
	24	4.96	7.94	10.5	16.3	6.59	11.3	14.9	23.1	7.17	11.8	17.0	28.3	7.31	12.3	17.3	30.7
12	12	4.96	7.94	10.5	16.3	6.59	11.3	14.9	23.1	7.10	11.6	16.8	27.9	7.23	12.0	17.0	29.9
	16	4.96	7.94	10.5	16.3	6.59	11.3	14.9	23.1	7.10	11.6	16.8	27.9	7.23	12.0	17.0	29.9
	24	4.96	7.94	10.5	16.3	6.59	11.3	14.9	23.1	7.10	11.6	16.8	27.9	7.23	12.0	17.0	29.9
14	12	4.96	7.94	10.5	16.3	6.51	11.1	14.8	23.1	6.99	11.3	16.4	27.1	7.11	11.7	16.5	28.9
	16	4.96	7.94	10.5	16.3	6.51	11.1	14.8	23.1	6.99	11.3	16.4	27.1	7.11	11.7	16.5	28.9
	24	4.96	7.94	10.5	16.3	6.51	11.1	14.8	23.1	6.99	11.3	16.4	27.1	7.11	11.7	16.5	28.9
16	12	4.96	7.94	10.5	16.3	6.34	10.7	14.3	22.5	6.84	11.0	15.8	25.9	6.96	11.4	16.0	27.7
	16	4.96	7.94	10.5	16.3	6.34	10.7	14.3	22.5	6.84	11.0	15.8	25.9	6.96	11.4	16.0	27.7
	24	4.96	7.94	10.5	16.3	6.34	10.7	14.3	22.5	6.84	11.0	15.8	25.9	6.96	11.4	16.0	27.7
18	12	4.96	7.94	10.5	16.3	6.13	10.2	13.6	21.3	6.66	10.5	15.0	24.5	6.79	10.9	15.4	26.3
	16	4.96	7.94	10.5	16.3	6.13	10.2	13.6	21.3	6.66	10.5	15.0	24.5	6.79	10.9	15.4	26.3
	24	4.96	7.93	10.5	16.3	6.13	10.2	13.6	21.3	6.66	10.5	15.0	24.5	6.79	10.9	15.4	26.3
20	12	4.88	7.84	10.5	16.3	5.87	9.52	12.7	20.0	6.46	10.1	14.3	22.9	6.59	10.4	14.8	24.8
	16	4.88	7.84	10.5	16.3	5.87	9.52	12.7	20.0	6.46	10.1	14.3	22.9	6.59	10.4	14.8	24.8
	24	4.88	7.84	10.5	16.3	5.87	9.52	12.7	20.0	6.46	10.1	14.3	22.9	6.59	10.4	14.8	24.8

[1] Deflection meets L/120 [3] Deflection meets L/360

[2] Deflection meets L/240 [4] Deflection meets L/600

If no note, deflection meets L/720

COMBINED AXIAL AND LATERAL LOAD TABLE

Limiting Factored Axial Compressive Resistance Per Stud (kip)

10 psf Factored Lateral Load

Wall Height (ft)	Stud Spacing (in.) o.c.	800S162				800S200				800S250				800S300			
		33 ksi	50 ksi			33 ksi	50 ksi			33 ksi	50 ksi			33 ksi	50 ksi		
		43	54	68	97	43	54	68	97	43	54	68	97	43	54	68	97
8	12	4.77	7.77	10.4	16.2	6.38	11.1	14.7	22.9	6.99	11.7	16.9	28.4	7.14	12.2	17.3	30.9
	16	4.71	7.71	10.3	16.1	6.30	11.0	14.7	22.9	6.92	11.6	16.8	28.3	7.07	12.1	17.2	30.9
	24	4.59	7.59	10.2	16.0	6.16	10.9	14.5	22.7	6.76	11.5	16.7	28.1	6.92	12.0	17.1	30.7
9	12	4.72	7.72	10.3	16.1	6.32	11.0	14.7	22.9	6.91	11.6	16.8	28.2	7.06	12.1	17.1	30.6
	16	4.64	7.64	10.3	16.0	6.22	10.9	14.6	22.8	6.81	11.5	16.7	28.1	6.96	12.0	17.0	30.5
	24	4.48	7.50	10.1	15.9	6.04	10.8	14.4	22.6	6.62	11.3	16.5	27.9	6.77	11.8	16.9	30.3
10	12	4.66	7.66	10.3	16.1	6.24	11.0	14.6	22.8	6.81	11.5	16.6	27.9	6.96	11.9	16.9	30.3
	16	4.56	7.57	10.2	16.0	6.13	10.8	14.5	22.7	6.69	11.3	16.5	27.8	6.84	11.8	16.8	30.1
	24	4.36	7.39	10.0	15.8	5.90	10.6	14.3	22.5	6.45	11.1	16.3	27.5	6.60	11.6	16.6	29.9
12	12	4.52	7.52	10.1	15.9	6.07	10.8	14.4	22.6	6.57	11.1	16.2	27.3	6.71	11.5	16.4	29.3
	16	4.37	7.39	10.0	15.8	5.90	10.6	14.3	22.4	6.39	10.9	16.0	27.1	6.54	11.4	16.3	29.1
	24	4.08	7.12	9.74	15.5	5.57	10.3	13.9	22.1	6.05	10.6	15.7	26.7	6.20	11.0	15.9	28.7
14	12	4.34	7.35	9.96	15.7	5.79	10.4	14.1	22.4	6.26	10.6	15.6	26.3	6.40	11.0	15.8	28.1
	16	4.14	7.16	9.77	15.5	5.55	10.1	13.8	22.1	6.02	10.4	15.3	26.0	6.16	10.8	15.5	27.8
	24	3.74	6.78	9.39	15.2	5.09	9.66	13.4	21.6	5.55	9.93	14.8	25.5	5.70	10.3	15.1	27.2
16	12	4.12	7.13	9.74	15.5	5.39	9.72	13.3	21.4	5.88	10.0	14.7	24.8	6.02	10.4	15.0	26.5
	16	3.85	6.87	9.48	15.2	5.09	9.40	13.0	21.1	5.57	9.72	14.4	24.4	5.72	10.1	14.7	26.1
	24	3.34	6.36	8.97	14.7	4.50	8.78	12.3	20.4	4.96	9.13	13.7	23.7	5.12	9.54	14.0	25.4
18	12	3.87	6.86	9.45	15.2	4.93	8.91	12.3	20.0	5.43	9.32	13.7	23.0	5.59	9.74	14.1	24.8
	16	3.53	6.52	9.11	14.8	4.56	8.52	11.9	19.5	5.05	8.94	13.3	22.6	5.21	9.36	13.7	24.3
	24	2.88	5.87	8.45	14.1	3.85	7.77	11.1	18.7	4.31	8.21	12.5	21.6	4.48	8.63	12.9	23.3
20	12	3.52	6.46	9.10	14.8	4.42	8.01	11.1	18.3	4.94	8.59	12.6	21.1	5.12	8.97	13.2	22.9
	16	3.11	6.04	8.66	14.3	3.98	7.55	10.7	17.8	4.49	8.13	12.1	20.5	4.67	8.52	12.7	22.3
	24	2.35	5.25	7.83	13.4	3.17	6.70	9.76	16.7	3.62	7.27	11.1	19.4	3.81	7.66	11.7	21.2

[1] Deflection meets L/120 [3] Deflection meets L/360

[2] Deflection meets L/240 [4] Deflection meets L/600

If no note, deflection meets L/720

COMBINED AXIAL AND LATERAL LOAD TABLE

Limiting Factored Axial Compressive Resistance Per Stud (kip)

20 psf Factored Lateral Load

Wall Height (ft)	Stud Spacing (in.) o.c.	800S162				800S200				800S250				800S300			
		33 ksi	50 ksi			33 ksi	50 ksi			33 ksi	50 ksi			33 ksi	50 ksi		
		43	54	68	97	43	54	68	97	43	54	68	97	43	54	68	97
8	12	4.59	7.59	10.2	16.0	6.16	10.9	14.5	22.7	6.76	11.5	16.7	28.1	6.92	12.0	17.1	30.7
	16	4.46	7.48	10.1	15.9	6.02	10.7	14.4	22.6	6.61	11.3	16.5	28.0	6.77	11.8	16.9	30.5
	24	4.21	7.25	9.88	15.7	5.73	10.4	14.1	22.3	6.32	11.1	16.2	27.6	6.48	11.5	16.6	30.2
9	12	4.48	7.50	10.1	15.9	6.04	10.8	14.4	22.6	6.62	11.3	16.5	27.9	6.77	11.8	16.9	30.3
	16	4.32	7.35	9.97	15.8	5.85	10.6	14.2	22.4	6.43	11.1	16.3	27.6	6.59	11.6	16.7	30.1
	24	4.01	7.06	9.69	15.5	5.49	10.2	13.9	22.1	6.05	10.8	15.9	27.2	6.21	11.2	16.3	29.7
10	12	4.36	7.39	10.0	15.8	5.90	10.6	14.3	22.5	6.45	11.1	16.3	27.5	6.60	11.6	16.6	29.9
	16	4.17	7.20	9.83	15.6	5.67	10.4	14.0	22.2	6.22	10.9	16.0	27.3	6.37	11.3	16.4	29.6
	24	3.78	6.84	9.47	15.3	5.22	9.91	13.6	21.8	5.75	10.4	15.5	26.8	5.91	10.9	15.9	29.1
12	12	4.08	7.12	9.74	15.5	5.57	10.3	13.9	22.1	6.05	10.6	15.7	26.7	6.20	11.0	15.9	28.7
	16	3.80	6.85	9.47	15.3	5.23	9.91	13.6	21.8	5.71	10.3	15.3	26.3	5.86	10.7	15.6	28.3
	24	3.23	6.32	8.95	14.7	4.57	9.23	12.9	21.1	5.03	9.61	14.6	25.5	5.20	10.0	14.9	27.5
14	12	3.74	6.78	9.39	15.2	5.09	9.66	13.4	21.6	5.55	9.93	14.8	25.5	5.70	10.3	15.1	27.2
	16	3.35	6.40	9.02	14.8	4.64	9.19	12.9	21.1	5.09	9.48	14.3	24.9	5.25	9.90	14.6	26.7
	24	2.60	5.68	8.30	14.0	3.77	8.27	12.0	20.2	4.19	8.60	13.4	23.8	4.36	9.01	13.7	25.6
16	12	3.34	6.36	8.97	14.7	4.50	8.78	12.3	20.4	4.96	9.13	13.7	23.7	5.12	9.54	14.0	25.4
	16	2.84	5.87	8.47	14.2	3.94	8.19	11.7	19.8	4.38	8.55	13.1	23.0	4.55	8.96	13.4	24.7
	24	1.88	4.93	7.52	13.2	2.86	7.05	10.5	18.5	3.26	7.44	11.9	21.6	3.44	7.85	12.2	23.3
18	12	2.88	5.87	8.45	14.1	3.85	7.77	11.1	18.7	4.31	8.21	12.5	21.6	4.48	8.63	12.9	23.3
	16	2.27	5.25	7.82	13.5	3.17	7.06	10.4	17.9	3.61	7.51	11.7	20.7	3.79	7.93	12.2	22.4
	24	1.13[3]	4.10[4]	6.62	12.2	1.92[4]	5.74	8.97	16.3	2.30	6.19	10.2	19.1	2.48	6.60	10.7	20.7
20	12	2.35	5.25	7.83	13.4	3.17	6.70	9.76	16.7	3.62	7.27	11.1	19.4	3.81	7.66	11.7	21.2
	16	1.65[4]	4.52	7.06	12.6	2.41	5.90	8.92	15.8	2.82	6.46	10.2	18.4	3.00	6.84	10.8	20.1
	24	0.37[3]	3.20[3]	5.64[4]	11.0	1.03[3]	4.44[4]	7.38	14.0	1.35[3]	4.97[4]	8.55	16.5	1.52[3]	5.33[4]	9.13	18.1

[1] Deflection meets L/120 [3] Deflection meets L/360

[2] Deflection meets L/240 [4] Deflection meets L/600

If no note, deflection meets L/720

COMBINED AXIAL AND LATERAL LOAD TABLE

Limiting Factored Axial Compressive Resistance Per Stud (kip)

30 psf Factored Lateral Load

Wall Height (ft)	Stud Spacing (in.) o.c.	800S162				800S200				800S250				800S300			
		33 ksi	50 ksi			33 ksi	50 ksi			33 ksi	50 ksi			33 ksi	50 ksi		
		43	54	68	97	43	54	68	97	43	54	68	97	43	54	68	97
8	12	4.40	7.42	10.0	15.8	5.94	10.7	14.3	22.5	6.54	11.3	16.5	27.9	6.70	11.8	16.9	30.4
	16	4.21	7.25	9.88	15.7	5.73	10.4	14.1	22.3	6.32	11.1	16.2	27.6	6.48	11.5	16.6	30.2
	24	3.84	6.91	9.55	15.3	5.30	10.0	13.7	21.9	5.87	10.6	15.8	27.2	6.04	11.1	16.2	29.7
9	12	4.24	7.28	9.90	15.7	5.76	10.5	14.1	22.3	6.33	11.0	16.2	27.5	6.49	11.5	16.6	30.0
	16	4.01	7.06	9.69	15.5	5.49	10.2	13.9	22.1	6.05	10.8	15.9	27.2	6.21	11.2	16.3	29.7
	24	3.54	6.63	9.26	15.1	4.94	9.65	13.3	21.5	5.48	10.2	15.3	26.6	5.65	10.7	15.7	29.0
10	12	4.07	7.11	9.74	15.5	5.56	10.3	13.9	22.1	6.10	10.8	15.9	27.1	6.25	11.2	16.2	29.5
	16	3.78	6.84	9.47	15.3	5.22	9.91	13.6	21.8	5.75	10.4	15.5	26.8	5.91	10.9	15.9	29.1
	24	3.20	6.31	8.94	14.7	4.54	9.24	12.9	21.1	5.05	9.76	14.8	26.0	5.22	10.2	15.2	28.3
12	12	3.65	6.71	9.34	15.1	5.07	9.74	13.4	21.6	5.54	10.1	15.1	26.1	5.69	10.5	15.4	28.1
	16	3.23	6.32	8.95	14.7	4.57	9.23	12.9	21.1	5.03	9.61	14.6	25.5	5.20	10.0	14.9	27.5
	24	2.41	5.54	8.18	14.0	3.62	8.25	11.9	20.1	4.05	8.65	13.6	24.4	4.22	9.08	13.9	26.4
14	12	3.16	6.22	8.84	14.6	4.42	8.96	12.7	20.9	4.86	9.26	14.1	24.6	5.02	9.67	14.4	26.4
	16	2.60	5.68	8.30	14.0	3.77	8.27	12.0	20.2	4.19	8.60	13.4	23.8	4.36	9.01	13.7	25.6
	24	1.52	4.63	7.24	13.0	2.52	6.96	10.6	18.8	2.91	7.33	12.0	22.3	3.09	7.74	12.3	24.0
16	12	2.59	5.63	8.23	13.9	3.66	7.90	11.4	19.4	4.09	8.27	12.8	22.6	4.26	8.68	13.1	24.3
	16	1.88	4.93	7.52	13.2	2.86	7.05	10.5	18.5	3.26	7.44	11.9	21.6	3.44	7.85	12.2	23.3
	24	0.56[3]	3.61[4]	6.16	11.8	1.36[4]	5.46	8.9	16.7	1.70[4]	5.88	10.1	19.6	1.88	6.27	10.5	21.3
18	12	1.97	4.96	7.51	13.1	2.85	6.72	10.0	17.5	3.27	7.17	11.3	20.3	3.45	7.58	11.8	22.0
	16	1.13[3]	4.10[4]	6.62	12.2	1.92[4]	5.74	8.97	16.3	2.30	6.19	10.2	19.1	2.48	6.60	10.7	20.7
	24		2.53[3]	4.98[3]	10.4	0.23[3]	3.93[3]	7.07[4]	14.2	0.51[3]	4.39[4]	8.18	16.7	0.67[3]	4.76[4]	8.68	18.3
20	12	1.31[3]	4.18[4]	6.69	12.2	2.05[4]	5.52	8.52	15.3	2.43	6.07	9.78	17.9	2.62	6.45	10.4	19.6
	16	0.37[3]	3.20[3]	5.64[4]	11.0	1.03[3]	4.44[4]	7.38	14.0	1.35[3]	4.97[4]	8.55	16.5	1.52[3]	5.33[4]	9.13	18.1
	24		1.44[2]	3.75[3]	8.89[3]		2.52[3]	5.31[3]	11.7[4]		2.98[3]	6.31[3]	13.9		3.30[3]	6.85[4]	15.4

[1] Deflection meets L/120 [3] Deflection meets L/360

[2] Deflection meets L/240 [4] Deflection meets L/600

If no note, deflection meets L/720

COMBINED AXIAL AND LATERAL LOAD TABLE

Limiting Factored Axial Compressive Resistance Per Stud (kip)

40 psf Factored Lateral Load

Wall Height (ft)	Stud Spacing (in.) o.c.	800S162				800S200				800S250				800S300			
		33 ksi	50 ksi			33 ksi	50 ksi			33 ksi	50 ksi			33 ksi	50 ksi		
		43	54	68	97	43	54	68	97	43	54	68	97	43	54	68	97
8	12	4.21	7.25	9.88	15.7	5.73	10.4	14.1	22.3	6.32	11.1	16.2	27.6	6.48	11.5	16.6	30.2
	16	3.97	7.03	9.66	15.4	5.44	10.2	13.8	22.0	6.02	10.8	15.9	27.3	6.18	11.3	16.3	29.9
	24	3.48	6.58	9.22	15.0	4.87	9.59	13.3	21.5	5.43	10.2	15.3	26.7	5.60	10.7	15.7	29.2
9	12	4.01	7.06	9.69	15.5	5.49	10.2	13.9	22.1	6.05	10.8	15.9	27.2	6.21	11.2	16.3	29.7
	16	3.70	6.77	9.40	15.2	5.12	9.83	13.5	21.7	5.67	10.4	15.5	26.8	5.84	10.9	15.9	29.2
	24	3.08	6.20	8.84	14.6	4.40	9.11	12.8	21.0	4.92	9.68	14.8	26.0	5.10	10.2	15.2	28.4
10	12	3.78	6.84	9.47	15.3	5.22	9.91	13.6	21.8	5.75	10.4	15.5	26.8	5.91	10.9	15.9	29.1
	16	3.39	6.48	9.12	14.9	4.77	9.46	13.1	21.3	5.28	9.98	15.1	26.2	5.45	10.4	15.4	28.5
	24	2.63	5.77	8.42	14.2	3.88	8.57	12.3	20.5	4.36	9.09	14.1	25.2	4.54	9.54	14.5	27.5
12	12	3.23	6.32	8.95	14.7	4.57	9.23	12.9	21.1	5.03	9.61	14.6	25.5	5.20	10.0	14.9	27.5
	16	2.68	5.80	8.43	14.2	3.93	8.57	12.3	20.4	4.37	8.97	13.9	24.8	4.54	9.39	14.2	26.7
	24	1.62	4.78	7.42	13.2	2.69	7.29	11.0	19.1	3.09	7.71	12.5	23.3	3.27	8.13	12.9	25.2
14	12	2.60	5.68	8.30	14.0	3.77	8.27	12.0	20.2	4.19	8.60	13.4	23.8	4.36	9.01	13.7	25.6
	16	1.87	4.98	7.59	13.3	2.93	7.39	11.1	19.2	3.33	7.75	12.4	22.8	3.51	8.16	12.7	24.5
	24	0.49[3]	3.63	6.23	11.9	1.34[4]	5.72	9.34	17.4	1.69	6.11	10.6	20.8	1.87	6.51	11.0	22.4
16	12	1.88	4.93	7.52	13.2	2.86	7.05	10.5	18.5	3.26	7.44	11.9	21.6	3.44	7.85	12.2	23.3
	16	0.99[4]	4.04	6.60	12.2	1.84[4]	5.97	9.43	17.3	2.21	6.38	10.7	20.3	2.39	6.78	11.1	21.9
	24		2.38[3]	4.89[4]	10.4		3.98[3]	7.34	15.0	0.25[3]	4.41[4]	8.47	17.7	0.42[3]	4.78[4]	8.90	19.3
18	12	1.13[3]	4.10[4]	6.62	12.2	1.92[4]	5.74	8.97	16.3	2.30	6.19	10.2	19.1	2.48	6.60	10.7	20.7
	16	0.08[3]	3.04[3]	5.51[4]	11.0	0.77[3]	4.51[4]	7.68	14.9	1.08[3]	4.97[4]	8.83	17.5	1.25[4]	5.35	9.33	19.1
	24		1.10[2]	3.48[3]	8.75[4]		2.30[3]	5.33[3]	12.3[4]		2.73[3]	6.32[3]	14.6		3.06[3]	6.81[4]	16.1
20	12	0.37[3]	3.20[3]	5.64[4]	11.0	1.03[3]	4.44[4]	7.38	14.0	1.35[3]	4.97[4]	8.55	16.5	1.52[3]	5.33[4]	9.13	18.1
	16		2.00[3]	4.36[3]	9.57[4]		3.13[3]	5.97[3]	12.5	0.02[3]	3.61[3]	7.03[4]	14.7	0.17[3]	3.95[3]	7.59[4]	16.3
	24			2.07[2]	7.00[3]		0.80[2]	3.46[3]	9.58[3]		1.19[2]	4.30[3]	11.6[3]		1.46[2]	4.80[3]	13.0[4]

[1] Deflection meets L/120 [3] Deflection meets L/360

[2] Deflection meets L/240 [4] Deflection meets L/600

If no note, deflection meets L/720

COMBINED AXIAL AND LATERAL LOAD TABLE

Limiting Factored Axial Compressive Resistance Per Stud (kip)

50 psf Factored Lateral Load

Wall Height (ft)	Stud Spacing (in.) o.c.	800S162				800S200				800S250				800S300			
		33 ksi	50 ksi			33 ksi	50 ksi			33 ksi	50 ksi			33 ksi	50 ksi		
		43	54	68	97	43	54	68	97	43	54	68	97	43	54	68	97
8	12	4.03	7.08	9.71	15.5	5.51	10.2	13.9	22.1	6.09	10.8	16.0	27.4	6.26	11.3	16.4	29.9
	16	3.72	6.80	9.44	15.2	5.16	9.88	13.6	21.8	5.72	10.5	15.6	27.0	5.89	11.0	16.0	29.5
	24	3.11	6.24	8.89	14.7	4.45	9.17	12.9	21.1	4.99	9.8	14.9	26.2	5.16	10.3	15.3	28.7
9	12	3.77	6.85	9.48	15.3	5.21	9.92	13.6	21.8	5.77	10.5	15.6	26.9	5.93	11.0	16.0	29.4
	16	3.38	6.49	9.12	14.9	4.76	9.47	13.2	21.4	5.30	10.0	15.1	26.4	5.47	10.5	15.5	28.8
	24	2.62	5.77	8.43	14.2	3.87	8.58	12.3	20.5	4.37	9.15	14.2	25.4	4.55	9.61	14.6	27.8
10	12	3.49	6.57	9.21	15.0	4.88	9.58	13.3	21.5	5.40	10.1	15.2	26.4	5.56	10.6	15.5	28.7
	16	3.01	6.13	8.77	14.6	4.32	9.01	12.7	20.9	4.82	9.53	14.6	25.7	4.99	9.99	14.9	28.0
	24	2.07	5.25	7.90	13.7	3.23	7.91	11.6	19.8	3.69	8.44	13.4	24.5	3.87	8.88	13.8	26.7
12	12	2.82	5.93	8.56	14.3	4.09	8.74	12.4	20.6	4.54	9.13	14.1	25.0	4.71	9.55	14.4	26.9
	16	2.15	5.29	7.92	13.7	3.30	7.93	11.6	19.8	3.73	8.33	13.2	24.0	3.90	8.76	13.5	26.0
	24	0.85	4.04	6.68	12.4	1.79	6.36	10.0	18.1	2.16	6.79	11.5	22.2	2.35	7.21	11.9	24.1
14	12	2.05	5.15	7.76	13.5	3.13	7.61	11.3	19.4	3.54	7.96	12.7	23.0	3.72	8.37	13.0	24.8
	16	1.17[4]	4.29	6.90	12.6	2.12	6.54	10.2	18.3	2.50	6.92	11.5	21.8	2.68	7.32	11.9	23.5
	24		2.67[3]	5.25	10.9	0.21[3]	4.53[4]	8.11	16.1	0.52[4]	4.94	9.31	19.3	0.70[4]	5.33	9.70	21.0
16	12	1.21[4]	4.26	6.83	12.5	2.09	6.24	9.70	17.6	2.47	6.64	11.0	20.6	2.65	7.05	11.4	22.2
	16	0.14[3]	3.19[3]	5.73	11.3	0.88[3]	4.95[4]	8.36	16.1	1.21[4]	5.38	9.55	19.0	1.38[4]	5.76	9.97	20.6
	24		1.22[3]	3.68[3]	9.12[4]		2.59[3]	5.89[3]	13.4		3.03[3]	6.92[4]	16.0		3.37[3]	7.37[4]	17.5
18	12	0.34[3]	3.30[3]	5.78[4]	11.3	1.05[3]	4.81[4]	8.00	15.2	1.38[4]	5.27	9.17	17.9	1.55[4]	5.66	9.66	19.5
	16		2.04[3]	4.47[3]	9.83		3.37[3]	6.47[4]	13.5		3.82[3]	7.54[4]	16.0	0.11[3]	4.18[3]	8.04	17.6
	24			2.08[2]	7.21[3]		0.80[2]	3.72[3]	10.4[3]		1.20[3]	4.59[3]	12.6[4]		1.49[3]	5.07[3]	14.0[4]
20	12		2.29[3]	4.67[3]	9.91[4]	0.08[3]	3.45[3]	6.31[3]	12.8	0.34[3]	3.94[3]	7.39[4]	15.1	0.49[3]	4.29[3]	7.96	16.7
	16		0.90[2]	3.17[3]	8.24[3]		1.92[3]	4.67[3]	11.0[4]		2.36[3]	5.62[3]	13.1[4]		2.66[3]	6.15[3]	14.6
	24			0.53[2]	5.26[2]			1.78[2]	7.65[3]			2.47[2]	9.42[3]			2.91[3]	10.7[3]

[1] Deflection meets L/120 [3] Deflection meets L/360

[2] Deflection meets L/240 [4] Deflection meets L/600

If no note, deflection meets L/720

COMBINED AXIAL AND LATERAL LOAD TABLE

Limiting Factored Axial Compressive Resistance Per Stud (kip)

60 psf Factored Lateral Load

Wall Height (ft)	Stud Spacing (in.) o.c.	800S162				800S200				800S250				800S300			
		33 ksi	50 ksi			33 ksi	50 ksi			33 ksi	50 ksi			33 ksi	50 ksi		
		43	54	68	97	43	54	68	97	43	54	68	97	43	54	68	97
8	12	3.84	6.91	9.55	15.3	5.30	10.0	13.7	21.9	5.87	10.6	15.8	27.2	6.04	11.1	16.2	29.7
	16	3.48	6.58	9.22	15.0	4.87	9.59	13.3	21.5	5.43	10.2	15.3	26.7	5.60	10.7	15.7	29.2
	24	2.75	5.91	8.56	14.4	4.03	8.76	12.5	20.7	4.55	9.36	14.4	25.7	4.72	9.83	14.9	28.2
9	12	3.54	6.63	9.26	15.1	4.94	9.65	13.3	21.5	5.48	10.2	15.3	26.6	5.65	10.7	15.7	29.0
	16	3.08	6.20	8.84	14.6	4.40	9.11	12.8	21.0	4.92	9.68	14.8	26.0	5.10	10.2	15.2	28.4
	24	2.16	5.35	8.01	13.8	3.34	8.05	11.8	20.0	3.82	8.62	13.6	24.8	4.00	9.07	14.0	27.1
10	12	3.20	6.31	8.94	14.7	4.54	9.24	12.9	21.1	5.05	9.76	14.8	26.0	5.22	10.2	15.2	28.3
	16	2.63	5.77	8.42	14.2	3.88	8.57	12.3	20.5	4.36	9.09	14.1	25.2	4.54	9.54	14.5	27.5
	24	1.52	4.73	7.39	13.2	2.59	7.26	11.0	19.2	3.02	7.79	12.7	23.7	3.21	8.23	13.1	25.9
12	12	2.41	5.54	8.18	14.0	3.62	8.25	11.9	20.1	4.05	8.65	13.6	24.4	4.22	9.08	13.9	26.4
	16	1.62	4.78	7.42	13.2	2.69	7.29	11.0	19.1	3.09	7.71	12.5	23.3	3.27	8.13	12.9	25.2
	24	0.09[4]	3.32	5.95	11.7	0.91	5.45	9.11	17.2	1.26	5.90	10.6	21.1	1.44	6.30	10.9	23.0
14	12	1.52	4.63	7.24	13.0	2.52	6.96	10.6	18.8	2.91	7.33	12.0	22.3	3.09	7.74	12.3	24.0
	16	0.49[3]	3.63	6.23	11.9	1.34[4]	5.72	9.34	17.4	1.69	6.11	10.6	20.8	1.87	6.51	11.0	22.4
	24		1.75[3]	4.30[4]	9.90		3.38[3]	6.92	14.8		3.82[4]	8.06	17.9		4.18[4]	8.47	19.5
16	12	0.56[3]	3.61[4]	6.16	11.8	1.36[4]	5.46	8.89	16.7	1.70[4]	5.88	10.1	19.6	1.88	6.27	10.5	21.3
	16		2.38[3]	4.89[4]	10.4		3.98[3]	7.34	15.0	0.25[3]	4.41[4]	8.47	17.7	0.42[3]	4.78[4]	8.90	19.3
	24		0.12[2]	2.54[3]	7.88[3]		1.29[3]	4.50[3]	11.9[4]		1.72[3]	5.45[3]	14.3		2.03[3]	5.90[3]	15.8
18	12		2.53[3]	4.98[3]	10.4	0.23[3]	3.93[3]	7.07[4]	14.2	0.51[3]	4.39[4]	8.18	16.7	0.67[3]	4.76[4]	8.68	18.3
	16		1.10[2]	3.48[3]	8.75[4]		2.30[3]	5.33[3]	12.3[4]		2.73[3]	6.32[3]	14.6		3.06[3]	6.81[4]	16.1
	24			0.77[2]	5.76[3]			2.22[2]	8.73[3]			2.97[3]	10.7[3]			3.42[3]	12.1[3]
20	12		1.44[2]	3.75[3]	8.89[3]		2.52[3]	5.31[3]	11.7[4]		2.98[3]	6.31[3]	13.9		3.30[3]	6.85[4]	15.4
	16			2.07[2]	7.00[3]		0.80[2]	3.46[3]	9.58[3]		1.19[2]	4.30[3]	11.6[3]		1.46[2]	4.80[3]	13.0[4]
	24				3.65[2]			0.22[2]	5.85[2]			0.77[2]	7.44[3]			1.15[2]	8.62[3]

[1] Deflection meets L/120 [3] Deflection meets L/360

[2] Deflection meets L/240 [4] Deflection meets L/600

If no note, deflection meets L/720

COMBINED AXIAL AND LATERAL LOAD TABLE

Limiting Factored Axial Compressive Resistance Per Stud (kip)

70 psf Factored Lateral Load

Wall Height (ft)	Stud Spacing (in.) o.c.	800S162				800S200				800S250				800S300			
		33 ksi	50 ksi			33 ksi	50 ksi			33 ksi	50 ksi			33 ksi	50 ksi		
		43	54	68	97	43	54	68	97	43	54	68	97	43	54	68	97
8	12	3.66	6.75	9.38	15.2	5.09	9.81	13.5	21.7	5.65	10.4	15.6	26.9	5.82	10.9	16.0	29.4
	16	3.23	6.35	9.00	14.8	4.59	9.31	13.0	21.2	5.13	9.92	15.0	26.4	5.30	10.4	15.4	28.9
	24	2.39	5.58	8.23	14.0	3.61	8.34	12.1	20.3	4.11	8.95	14.0	25.3	4.29	9.41	14.4	27.7
9	12	3.31	6.41	9.05	14.9	4.67	9.38	13.1	21.3	5.20	9.95	15.0	26.3	5.37	10.4	15.4	28.7
	16	2.77	5.92	8.56	14.4	4.05	8.76	12.5	20.7	4.55	9.33	14.4	25.6	4.73	9.79	14.8	28.0
	24	1.71	4.93	7.60	13.4	2.82	7.53	11.2	19.4	3.28	8.10	13.1	24.2	3.46	8.54	13.5	26.5
10	12	2.91	6.04	8.68	14.5	4.21	8.90	12.6	20.8	4.71	9.42	14.5	25.6	4.88	9.87	14.8	27.9
	16	2.26	5.42	8.07	13.9	3.45	8.13	11.8	20.0	3.91	8.66	13.6	24.7	4.09	9.10	14.0	26.9
	24	0.97	4.22	6.88	12.7	1.96	6.62	10.3	18.5	2.36	7.15	12.0	23.0	2.55	7.58	12.4	25.1
12	12	2.01	5.16	7.80	13.6	3.15	7.77	11.4	19.6	3.57	8.18	13.0	23.8	3.75	8.60	13.4	25.8
	16	1.10	4.29	6.92	12.7	2.08	6.67	10.3	18.5	2.47	7.10	11.9	22.5	2.65	7.51	12.2	24.4
	24		2.61[4]	5.24	11.0	0.06[4]	4.56	8.21	16.3	0.38	5.02	9.58	20.0	0.56	5.41	9.98	21.9
14	12	1.00[4]	4.13	6.73	12.4	1.92	6.33	9.97	18.1	2.29	6.72	11.3	21.5	2.47	7.12	11.6	23.2
	16		2.99[4]	5.57	11.2	0.58[4]	4.92	8.51	16.5	0.90[4]	5.33	9.74	19.8	1.09	5.72	10.1	21.4
	24		0.85[3]	3.38[3]	8.93		2.28[3]	5.78[4]	13.6		2.72[3]	6.84[4]	16.5		3.07[3]	7.27	18.1
16	12		2.99[3]	5.52	11.1	0.65[3]	4.71[4]	8.10	15.8	0.96[4]	5.13	9.27	18.7	1.14[4]	5.51	9.70	20.3
	16		1.60[3]	4.08[3]	9.55		3.05[3]	6.36[4]	13.9		3.48[3]	7.43[4]	16.6		3.83[3]	7.87	18.1
	24			1.44[3]	6.69[3]		0.05[2]	3.19[3]	10.4[3]		0.47[3]	4.04[3]	12.7[4]		0.74[3]	4.49[3]	14.1
18	12		1.80[3]	4.21[3]	9.56[4]		3.10[3]	6.18[3]	13.2		3.54[3]	7.23[4]	15.6		3.90[3]	7.73[4]	17.2
	16		0.21[2]	2.54[3]	7.71[3]		1.29[2]	4.25[3]	11.0[4]		1.70[3]	5.15[3]	13.2[4]		2.00[3]	5.64[3]	14.7
	24				4.38[2]			0.80[2]	7.11[3]			1.44[2]	8.93[3]			1.86[2]	10.2[3]
20	12		0.63[2]	2.89[3]	7.92[3]		1.64[2]	4.36[3]	10.6[3]		2.06[3]	5.28[3]	12.7[4]		2.36[3]	5.80[3]	14.2
	16			1.03[2]	5.83[3]			2.33[2]	8.28[3]		0.09[2]	3.06[2]	10.1[3]		0.32[2]	3.52[3]	11.4[3]
	24				2.14[2]				4.17[2]				5.58[2]				6.65[3]

[1] Deflection meets L/120 [3] Deflection meets L/360

[2] Deflection meets L/240 [4] Deflection meets L/600

If no note, deflection meets L/720

Table Notes

1 Loads are assumed to be uniformly distributed over entire span(s).
2 Load values are based on continuous support of the compression flange over the full length of the joist and the tension flange is laterally braced at a maximum spacing of 8'-0".
3 Joists must be braced against rotation at all supports.
4 End shear and web crippling resistances are not reduced for punchouts.
5 End web crippling check is based on a 3.5" bearing length. Where allowable spans are followed by (*), web stiffeners are required at end supports.
6 Web stiffeners are required at interior supports.

Bridging Recommendations

Bracing components shall be designed based on Section C2 of S136-16 with the minimum required number of rows as shown below. Additional bridging rows may be required by design.

Span (ft)	Minimum Number of Rows
up to 16	1 at mid span
16 to 24	2 at 1/3 point
24 to 32	3 at 1/4 point
32 to 40	4 at 1/5 point

FLOOR JOIST LOAD TABLE

Uniformly Distributed Single Span Loads (psf) with $K_\varphi = 0$

Strength - Factored Loads | **L/360 - Specified Loads**

	Section	600S162-43			600S162-54			600S162-68			600S162-97			600S200-43			600S200-54			600S200-68			600S200-97		
Span	Design	Spacing (in.)			Spacing (in.)			Spacing (in.)			Spacing (in.)			Spacing (in.)			Spacing (in.)			Spacing (in.)			Spacing (in.)		
(ft)	Criteria	12	16	24	12	16	24	12	16	24	12	16	24	12	16	24	12	16	24	12	16	24	12	16	24
8	Strength	203*	152*	101*	360*	270*	180*	486*	364*	243*			371	232*	174*	116*	411*	308*	205*		416*	277*			430*
	L/360	197	147	98	243	182	121	300	225	150			204	228	171	114	282	212	141		262	174			239
9	Strength	160	120	80	284*	213*	142*	384	288	192		440	293	183*	137*	91*	325*	243*	162*	438*	329*	219*			339
	L/360	138	103	69	171	128	85	210	158	105		215	143	160	120	80	198	148	99	245	184	122			167
10	Strength	130	97	65	230	173	115	311	233	155	476	357	238	148	111	74	263*	197*	131*	355	266	177		413	275
	L/360	101	75	50	124	93	62	153	115	76	209	156	104	117	87	58	144	108	72	178	134	89		183	122
11	Strength	107	80	53	190	142	95	257	192	128	393	295	196	122	92	61	217	163*	108	293	220	146	455	341	227
	L/360	75	56	37	93	70	46	115	86	57	157	117	78	87	65	43	108	81	54	134	100	67	183	137	91
12	Strength	90	67	45	160	120	80	216	162	108	330	247	165	103	77	51	182	137	91	246	185	123	382	286	191
	L/360	58	43	29	72	54	36	88	66	44	121	90	60	67	50	33	83	62	41	103	77	51	141	106	70
13	Strength	76	57	38	136	102	68	184	138	92	281	211	140	87	65	43	155	116	77	210	157	105	325	244	162
	L/360	45	34	22	56	42	28	69	52	34	95	71	47	53	39	26	65	49	32	81	61	40	111	83	55
14	Strength	66	49	33	117	88	58	158	119	79	242	182	121	75	56	37	134	100	67	181	135	90	280	210	140
	L/360	36	27	18	45	34	22	56	42	28	76	57	38	42	31	21	52	39	26	65	48	32	89	66	44
15	Strength	57	43	28	102	76	51	138	103	69	211	158	105	66	49	33	117	87	58	157	118	78	244	183	122
	L/360	29	22	14	36	27	18	45	34	22	62	46	31	34	26	17	42	32	21	52	39	26	72	54	36
16	Strength	50	38	25	90	67	45	121	91	60	185	139	92	58	43	29	102	77	51	138	104	69	215	161	107
	L/360	24	18	12	30	22	15	37	28	18	51	38	25	28	21	14	35	26	17	43	32	21	59	44	29
17	Strength	44	33	22	79	59	39	107	80	53	164	123	82	51	38	25	91	68	45	122	92	61	190	142	95
	L/360	20	15	10	25	19	12	31	23	15	42	31	21	23	17	11	29	22	14	36	27	18	49	37	24
18	Strength	40	30		71	53	35	96	72	48	146	110	73	45	34	22	81	60	40	109	82	54	169	127	84
	L/360	17	12		21	16	10	26	19	13	35	26	17	20	15	10	24	18	12	30	23	15	41	31	20
19	Strength	36	27		63	47		86	64	43	131	98	65	41	30		72	54	36	98	73	49	152	114	76
	L/360	14	11		18	13		22	16	11	30	22	15	17	12		21	15	10	26	19	13	35	26	17
20	Strength	32			57	43		77	58		119	89	59	37	27		65	49		88	66	44	137	103	68
	L/360	12			15	11		19	14		26	19	13	14	10		18	13		22	16	11	30	22	15
21	Strength	29			52	39		70	52		107	80	53	33			59	44		80	60		124	93	62
	L/360	10			13	10		16	12		22	16	11	12			15	11		19	14		26	19	13
22	Strength				47			64	48		98	73		30			54	40		73	55		113	85	56
	L/360				11			14	10		19	14		10			13	10		16	12		22	17	11
23	Strength				43			58			89	67					49			67	50		104	78	52
	L/360				10			12			17	12					11			14	11		20	15	10
24	Strength							54			82	61					45			61			95	71	
	L/360							11			15	11					10			12			17	13	
25	Strength										76	57								56			88	66	
	L/360										13	10								11			15	11	
26	Strength										70									52			81	61	
	L/360										11									10			13	10	
27	Strength										65												75		
	L/360										10												12		
28	Strength																						70		
	L/360																						11		
29	Strength																						65		
	L/360																						10		
30	Strength																								
	L/360																								

NOTES:

* Web stiffeners required at ends of members.

1) Values greater than 500 psf and less than 10 psf are not shown.

2) For other deflection limits such as L/480, multiply the L/360 uniform specified loads by the following factor:

Deflection limit	Factor
L/480	360/480 = 0.75

FLOOR JOIST LOAD TABLE

Uniformly Distributed Single Span Loads (psf) with $K_\varphi = 0$

Strength - Factored Loads | **L/360 - Specified Loads**

	Section	600S250-43			600S250-54			600S250-68			600S250-97			600S300-43			600S300-54			600S300-68			600S300-97		
Span	Design	Spacing (in.)			Spacing (in.)			Spacing (in.)			Spacing (in.)			Spacing (in.)			Spacing (in.)			Spacing (in.)			Spacing (in.)		
(ft)	Criteria	12	16	24	12	16	24	12	16	24	12	16	24	12	16	24	12	16	24	12	16	24	12	16	24
8	Strength	245*	184*	122*	432*	324*	216*		439*	293*			461*	254*	190*	127*	446*	335*	223*		457*	304*			485*
	L/360	260	195	130	311	233	155		298	198			276	280	210	140	335	251	167		323	215			308
9	Strength	194*	145*	97*	341*	256*	170*	463*	347*	231*			365	200*	150*	100*	353*	264*	176*	481*	361*	240*			383*
	L/360	183	137	91	219	164	109	279	209	139			194	197	147	98	235	176	117	302	227	151			216
10	Strength	157	117	78	276*	207*	138*	375*	281*	187*		443	295	162*	122*	81*	286*	214*	143*	390*	292*	195*		465	310
	L/360	133	100	66	159	119	79	203	152	101		212	141	143	107	71	171	128	85	220	165	110		237	158
11	Strength	130	97	65	228*	171*	114*	310	232	155	488	366	244	134	100	67	236*	177*	118*	322	241	161		385	256
	L/360	100	75	50	119	89	59	152	114	76	212	159	106	108	81	54	129	96	64	165	124	82		178	118
12	Strength	109	81	54	192	144	96	260	195	130	410	307	205	112	84	56	198	148	99	270	203	135	431	323	215
	L/360	77	57	38	92	69	46	117	88	58	163	122	81	83	62	41	99	74	49	127	95	63	183	137	91
13	Strength	93	69	46	163	122	81	222	166	111	349	262	174	96	72	48	169	126	84	230	173	115	367	275	183
	L/360	60	45	30	72	54	36	92	69	46	128	96	64	65	49	32	78	58	39	100	75	50	143	107	71
14	Strength	80	60	40	141	105	70	191	143	95	301	226	150	82	62	41	145	109	72	198	149	99	317	237	158
	L/360	48	36	24	58	43	29	74	55	37	103	77	51	52	39	26	62	46	31	80	60	40	115	86	57
15	Strength	69	52	34	122	92	61	166	125	83	262	197	131	72	54	36	127	95	63	173	129	86	276	207	138
	L/360	39	29	19	47	35	23	60	45	30	83	62	41	42	31	21	50	38	25	65	49	32	93	70	46
16	Strength	61	46	30	108	81	54	146	109	73	230	173	115	63	47	31	111	83	55	152	114	76	242	182	121
	L/360	32	24	16	38	29	19	49	37	24	69	51	34	35	26	17	41	31	20	53	40	26	77	57	38
17	Strength	54	40	27	95	71	47	129	97	64	204	153	102	56	42	28	98	74	49	134	101	67	214	161	107
	L/360	27	20	13	32	24	16	41	31	20	57	43	28	29	21	14	34	26	17	44	33	22	64	48	32
18	Strength	48	36	24	85	64	42	115	86	57	182	136	91	50	37	25	88	66	44	120	90	60	191	143	95
	L/360	22	17	11	27	20	13	34	26	17	48	36	24	24	18	12	29	22	14	37	28	18	54	40	27
19	Strength	43	32		76	57	38	103	77	51	163	122	81	45	33	22	79	59	39	108	81	54	172	129	86
	L/360	19	14		23	17	11	29	22	14	41	30	20	20	15	10	25	18	12	32	24	16	46	34	23
20	Strength	39	29		69	51		93	70	46	147	110	73	40	30		71	53	35	97	73	48	155	116	77
	L/360	16	12		19	14		25	19	12	35	26	17	17	13		21	16	10	27	20	13	39	29	19
21	Strength	35	26		62	47		85	63	42	134	100	67	36	27		64	48		88	66	44	140	105	70
	L/360	14	10		17	12		21	16	10	30	22	15	15	11		18	13		23	17	11	34	25	17
22	Strength	32			57	42		77	58		122	91	61	33	25		59	44		80	60	40	128	96	64
	L/360	12			14	11		19	14		26	19	13	13	10		16	12		20	15	10	29	22	14
23	Strength	29			52			70	53		111	83	55	30			54	40		73	55		117	88	58
	L/360	10			13			16	12		23	17	11	11			14	10		18	13		25	19	12
24	Strength				48			65	48		102	76	51	28			49			67	50		107	80	53
	L/360				11			14	11		20	15	10	10			12			15	11		22	17	11
25	Strength				44			60			94	70					45			62	46		99	74	49
	L/360				10			13			18	13					10			14	10		20	15	10
26	Strength							55			87	65								57			91	68	
	L/360							11			16	12								12			17	13	
27	Strength							51			81	60								53			85	63	
	L/360							10			14	10								11			16	12	
28	Strength										75									49			79	59	
	L/360										12									10			14	10	
29	Strength										70												73		
	L/360										11												12		
30	Strength										65												69		
	L/360										10												11		
29	Strength																								
	L/360																								
30	Strength																								
	L/360																								

NOTES:

* Web stiffeners required at ends of members.

1) Values greater than 500 psf and less than 10 psf are not shown.

2) For other deflection limits such as L/480, multiply the L/360 uniform specified loads by the following factor:

Deflection limit	Factor
L/480	360/480 = 0.75

FLOOR JOIST LOAD TABLE

Uniformly Distributed Single Span Loads (psf) with $K_\varphi = 0$

Strength - Factored Loads | **L/360 - Specified Loads**

	Section	800S162-43			800S162-54			800S162-68			800S162-97			800S200-43			800S200-54			800S200-68			800S200-97		
Span	Design	Spacing (in.)			Spacing (in.)			Spacing (in.)			Spacing (in.)			Spacing (in.)			Spacing (in.)			Spacing (in.)			Spacing (in.)		
(ft)	Criteria	12	16	24	12	16	24	12	16	24	12	16	24	12	16	24	12	16	24	12	16	24	12	16	24
8	Strength	276*	207*	138*	490*	367*	245*			335*				317*	238*	158*		422*	281*			384*			
	L/360	381	286	190	474	355	237			300				451	338	225		419	279			346			
9	Strength	218*	163*	109*	387*	290*	193*		398*	265*			423*	251*	188*	125*	445*	333*	222*		455*	303*			481*
	L/360	268	201	134	333	249	166		316	210			290	317	237	158	393	294	196		365	243			335
10	Strength	176*	132*	88*	314*	235*	157*	430*	322*	215*			343*	203*	152*	101*	360*	270*	180*	492*	369*	246*			390*
	L/360	195	146	97	242	182	121	307	230	153			211	231	173	115	286	215	143	355	266	177			244
11	Strength	146*	109*	73*	259*	194*	129*	355*	266*	177*		425	283	168*	126*	84*	298*	223*	149*	406*	304*	203*		483*	322*
	L/360	146	110	73	182	136	91	231	173	115		238	159	173	130	86	215	161	107	266	200	133		275	183
12	Strength	122	92	61	218*	163*	109*	298*	223*	149*	476	357	238	141*	105*	70*	250*	187*	125*	341*	256*	170*		406	270
	L/360	113	84	56	140	105	70	177	133	88	245	183	122	133	100	66	165	124	82	205	154	102		212	141
13	Strength	104	78	52	185*	139*	92*	254	190	127	406	304	203	120*	90*	60*	213*	160*	106*	291*	218*	145*	461	346	230
	L/360	88	66	44	110	82	55	139	104	69	192	144	96	105	78	52	130	97	65	161	121	80	222	166	111
14	Strength	90	67	45	160	120	80	219	164	109	350	262	175	103	77	51	184*	138*	92*	251*	188*	125*	397	298	198
	L/360	71	53	35	88	66	44	112	84	56	154	115	77	84	63	42	104	78	52	129	97	64	178	133	89
15	Strength	78	58	39	139	104	69	191	143	95	305	228	152	90	67	45	160*	120*	80*	218	164	109	346	259	173
	L/360	57	43	28	71	53	35	91	68	45	125	94	62	68	51	34	84	63	42	105	78	52	144	108	72
16	Strength	69	51	34	122	91	61	167	125	83	268	201	134	79	59	39	140	105	70	192	144	96	304	228	152
	L/360	47	35	23	59	44	29	75	56	37	103	77	51	56	42	28	69	52	34	86	65	43	119	89	59
17	Strength	61	45	30	108	81	54	148	111	74	237	178	118	70	52	35	124	93	62	170	127	85	269	202	134
	L/360	39	29	19	49	37	24	62	46	31	86	64	43	47	35	23	58	43	29	72	54	36	99	74	49
18	Strength	54	40	27	96	72	48	132	99	66	211	158	105	62	47	31	111	83	55	151	113	75	240	180	120
	L/360	33	25	16	41	31	20	52	39	26	72	54	36	39	29	19	49	36	24	60	45	30	83	62	41
19	Strength	48	36	24	86	65	43	119	89	59	190	142	95	56	42	28	99	74	49	136	102	68	216	162	108
	L/360	28	21	14	35	26	17	44	33	22	61	46	30	33	25	16	41	31	20	51	38	25	71	53	35
20	Strength	44	33	22	78	58	39	107	80	53	171	128	85	50	38	25	90	67	45	123	92	61	195	146	97
	L/360	24	18	12	30	22	15	38	28	19	52	39	26	28	21	14	35	26	17	44	33	22	61	45	30
21	Strength	40	30	20	71	53	35	97	73	48	155	116	77	46	34	23	81	61	40	111	83	55	176	132	88
	L/360	21	15	10	26	19	13	33	24	16	45	34	22	24	18	12	30	23	15	38	28	19	52	39	26
22	Strength	36	27		64	48	32	88	66	44	141	106	70	42	31	21	74	55	37	101	76	50	161	120	80
	L/360	18	13		22	17	11	28	21	14	39	29	19	21	16	10	26	20	13	33	25	16	45	34	22
23	Strength	33	25		59	44		81	60	40	129	97	64	38	28		68	51	34	93	69	46	147	110	73
	L/360	16	12		19	14		25	18	12	34	26	17	19	14		23	17	11	29	21	14	40	30	20
24	Strength	30	23		54	40		74	55	37	119	89	59	35	26		62	46	31	85	64	42	135	101	67
	L/360	14	10		17	13		22	16	11	30	22	15	16	12		20	15	10	25	19	12	35	26	17
25	Strength	28			50	37		68	51		109	82	54	32	24		57	43		78	59	39	124	93	62
	L/360	12			15	11		19	14		27	20	13	14	11		18	13		22	17	11	31	23	15
26	Strength	26			46	34		63	47		101	76	50	30			53	40		72	54	36	115	86	57
	L/360	11			13	10		17	13		24	18	12	13			16	12		20	15	10	27	20	13
27	Strength				43			58	44		94	70	47	27			49	37		67	50		106	80	53
	L/360				12			15	11		21	16	10	11			14	10		18	13		24	18	12
28	Strength				40			54	41		87	65		25			46			62	47		99	74	49
	L/360				11			14	10		19	14		10			13			16	12		22	16	11
29	Strength							51			81	61					42			58	43		92	69	46
	L/360							12			17	13					11			14	10		20	15	10
30	Strength							47			76	57					40			54			86	64	
	L/360							11			15	11					10			13			18	13	

NOTES:

* Web stiffeners required at ends of members.

1) Values greater than 500 psf and less than 10 psf are not shown.

2) For other deflection limits such as L/480, multiply the L/360 uniform specified loads by the following factor:

Deflection limit	Factor
L/480	360/480 = 0.75

FLOOR JOIST LOAD TABLE

Uniformly Distributed Single Span Loads (psf) with $K_\varphi = 0$

Strength - Factored Loads | **L/360 - Specified Loads**

	Section	800S250-43			800S250-54			800S250-68			800S250-97			800S300-43			800S300-54			800S300-68			800S300-97		
Span	Design	Spacing (in.)			Spacing (in.)			Spacing (in.)			Spacing (in.)			Spacing (in.)			Spacing (in.)			Spacing (in.)			Spacing (in.)		
(ft)	Criteria	12	16	24	12	16	24	12	16	24	12	16	24	12	16	24	12	16	24	12	16	24	12	16	24
8	Strength		250*	167*		442*	295*			404*					251*	167*		455*	303*			418*			
	L/360		381	254		458	305			389					408	272		489	326			419			
9	Strength	264*	198*	132*	466*	349*	233*		479*	319*				271*	203*	135*	479*	359*	239*		495*	330*			
	L/360	357	268	178	428	321	214		410	273				382	287	191	458	343	229		441	294			
10	Strength	213*	160*	106*	378*	283*	189*		388*	258*			416*	220*	165*	110*	388*	291*	194*		401*	267*			433*
	L/360	260	195	130	312	234	156		299	199			278	278	209	139	334	250	167		321	214			307
11	Strength	176*	132*	88*	312*	234*	156*	428*	321*	214*			344*	181*	136*	90*	321*	240*	160*	442*	331*	221*			358*
	L/360	195	146	97	234	176	117	299	224	149			209	209	157	104	251	188	125	322	241	161			231
12	Strength	148*	111*	74*	262*	196*	131*	359*	269*	179*		434*	289*	152*	114*	76*	269*	202*	134*	371*	278*	185*		451*	300*
	L/360	150	113	75	180	135	90	230	173	115		242	161	161	121	80	193	145	96	248	186	124		267	178
13	Strength	126*	94*	63*	223*	167*	111*	306*	229*	153*	493	369	246	130*	97*	65*	229*	172*	114*	316*	237*	158*		384*	256*
	L/360	118	89	59	142	106	71	181	136	90	253	190	126	126	95	63	152	114	76	195	146	97		210	140
14	Strength	109*	81	54	192*	144*	96*	264*	198*	132*	425	318	212	112*	84*	56*	198*	148*	99*	273*	204*	136*	442	331	221
	L/360	95	71	47	113	85	56	145	108	72	203	152	101	101	76	50	121	91	60	156	117	78	224	168	112
15	Strength	95	71	47	168*	126*	84*	230	172	115	370	277	185	97	73	48	172*	129*	86*	237*	178*	118*	385	288	192
	L/360	77	57	38	92	69	46	118	88	59	165	123	82	82	61	41	99	74	49	127	95	63	182	136	91
16	Strength	83	62	41	147*	110*	73*	202	151	101	325	244	162	85	64	42	151*	113*	75*	209	156	104	338	253	169
	L/360	63	47	31	76	57	38	97	73	48	136	102	68	68	51	34	81	61	40	104	78	52	150	112	75
17	Strength	74	55	37	130	98	65	179	134	89	288	216	144	76	57	38	134	100	67	185	138	92	299	224	149
	L/360	53	39	26	63	47	31	81	60	40	113	85	56	56	42	28	68	51	34	87	65	43	125	94	62
18	Strength	66	49	33	116	87	58	159	119	79	257	192	128	67	50	33	119	89	59	165	123	82	267	200	133
	L/360	44	33	22	53	40	26	68	51	34	95	71	47	47	35	23	57	42	28	73	55	36	105	79	52
19	Strength	59	44	29	104	78	52	143	107	71	230	173	115	60	45	30	107	80	53	148	111	74	240	180	120
	L/360	38	28	19	45	34	22	58	43	29	81	61	40	40	30	20	48	36	24	62	46	31	89	67	44
20	Strength	53	40	26	94	70	47	129	97	64	208	156	104	55	41	27	97	72	48	133	100	66	216	162	108
	L/360	32	24	16	39	29	19	49	37	24	69	52	34	34	26	17	41	31	20	53	40	26	76	57	38
21	Strength	48	36	24	85	64	42	117	88	58	188	141	94	49	37	24	88	66	44	121	91	60	196	147	98
	L/360	28	21	14	33	25	16	43	32	21	60	45	30	30	22	15	36	27	18	46	34	23	66	49	33
22	Strength	44	33	22	78	58	39	107	80	53	172	129	86	45	34	22	80	60	40	110	82	55	179	134	89
	L/360	24	18	12	29	22	14	37	28	18	52	39	26	26	19	13	31	23	15	40	30	20	57	43	28
23	Strength	40	30	20	71	53	35	97	73	48	157	118	78	41	31	20	73	55	36	101	75	50	163	122	81
	L/360	21	16	10	25	19	12	32	24	16	45	34	22	22	17	11	27	20	13	35	26	17	50	37	25
24	Strength	37	27		65	49	32	89	67	44	144	108	72	38	28	19	67	50	33	92	69	46	150	112	75
	L/360	18	14		22	16	11	28	21	14	40	30	20	20	15	10	24	18	12	31	23	15	44	33	22
25	Strength	34	25		60	45	30	82	62	41	133	99	66	35	26		62	46	31	85	64	42	138	104	69
	L/360	16	12		20	15	10	25	19	12	35	26	17	17	13		21	16	10	27	20	13	39	29	19
26	Strength	31	23		55	41		76	57	38	123	92	61	32	24		57	43		79	59	39	128	96	64
	L/360	14	11		17	13		22	17	11	31	23	15	15	11		19	14		24	18	12	35	26	17
27	Strength	29			51	38		71	53	35	114	85	57	30	22		53	39		73	55	36	118	89	59
	L/360	13			15	11		20	15	10	28	21	14	14	10		16	12		21	16	10	31	23	15
28	Strength	27			48	36		66	49		106	79	53	28			49	37		68	51		110	82	55
	L/360	11			14	10		18	13		25	19	12	12			15	11		19	14		28	21	14
29	Strength	25			44			61	46		99	74	49	26			46	34		63	47		103	77	51
	L/360	10			12			16	12		22	17	11	11			13	10		17	13		25	18	12
30	Strength				42			57	43		92	69	46	24			43			59	44		96	72	48
	L/360				11			14	11		20	15	10	10			12			15	11		22	17	11
29	Strength																								
	L/360																								
30	Strength																								
	L/360																								

NOTES:

* Web stiffeners required at ends of members.

1) Values greater than 500 psf and less than 10 psf are not shown.

2) For other deflection limits such as L/480, multiply the L/360 uniform specified loads by the following factor:

Deflection limit	Factor
L/480	360/480 = 0.75

FLOOR JOIST LOAD TABLE

Uniformly Distributed Single Span Loads (psf) with $K_\varphi = 0$

Strength - Factored Loads | **L/360 - Specified Loads**

	Section	1000S162-54			1000S162-68			1000S162-97			1000S200-54			1000S200-68			1000S200-97		
Span	Design	Spacing (in.)			Spacing (in.)			Spacing (in.)			Spacing (in.)			Spacing (in.)			Spacing (in.)		
(ft)	Criteria	12	16	24	12	16	24	12	16	24	12	16	24	12	16	24	12	16	24
10	Strength	388*	291*	194*		404*	269*			440*	424*	318*	212*		467*	311*			
	L/360	406	304	203		389	259			370	464	348	232		444	296			
11	Strength	320*	240*	160*	445*	334*	222*			363*	373*	279*	186*		386*	257*			415*
	L/360	305	228	152	390	292	195			278	349	261	174		334	222			316
12	Strength	269*	202*	134*	374*	280*	187*		458*	305*	313*	235*	156*	432*	324*	216*			349*
	L/360	234	176	117	300	225	150		321	214	268	201	134	343	257	171			244
13	Strength	229*	172*	114*	319*	239*	159*		390*	260*	267*	200*	133*	368*	276*	184*		446*	297*
	L/360	184	138	92	236	177	118		252	168	211	158	105	269	202	134		287	191
14	Strength	197*	148*	98*	275*	206*	137*	448	336	224	230*	172*	115*	318*	238*	159*		385*	256*
	L/360	147	110	73	189	142	94	269	202	134	169	126	84	216	162	108		230	153
15	Strength	172*	129*	86*	239*	179*	119*	391	293	195	200*	150*	100*	277*	207*	138*	447*	335*	223*
	L/360	120	90	60	154	115	77	219	164	109	137	103	68	175	131	87	249	187	124
16	Strength	151*	113*	75*	210*	158*	105*	343	257	171	176*	132*	88*	243*	182*	121*	393	294	196
	L/360	99	74	49	126	95	63	180	135	90	113	85	56	144	108	72	205	154	102
17	Strength	134*	100*	67*	186	139	93	304	228	152	156*	117*	78*	215*	161*	107*	348	261	174
	L/360	82	61	41	105	79	52	150	112	75	94	70	47	120	90	60	171	128	85
18	Strength	119	89	59	166	124	83	271	203	135	139*	104*	69*	192*	144*	96*	310	233	155
	L/360	69	52	34	89	66	44	126	95	63	79	59	39	101	76	50	144	108	72
19	Strength	107	80	53	149	112	74	243	182	121	125*	93*	62*	172	129	86	278	209	139
	L/360	59	44	29	75	56	37	107	80	53	67	50	33	86	64	43	122	92	61
20	Strength	97	72	48	134	101	67	220	165	110	112*	84*	56*	155	116	77	251	188	125
	L/360	50	38	25	64	48	32	92	69	46	58	43	29	74	55	37	105	79	52
21	Strength	87	65	43	122	91	61	199	149	99	102	76	51	141	106	70	228	171	114
	L/360	43	32	21	56	42	28	79	59	39	50	37	25	64	48	32	91	68	45
22	Strength	80	60	40	111	83	55	181	136	90	93	69	46	128	96	64	207	155	103
	L/360	38	28	19	48	36	24	69	52	34	43	32	21	55	41	27	79	59	39
23	Strength	73	55	36	101	76	50	166	124	83	85	63	42	117	88	58	190	142	95
	L/360	33	25	16	42	32	21	60	45	30	38	28	19	48	36	24	69	51	34
24	Strength	67	50	33	93	70	46	152	114	76	78	58	39	108	81	54	174	131	87
	L/360	29	22	14	37	28	18	53	40	26	33	25	16	42	32	21	61	45	30
25	Strength	62	46	31	86	64	43	140	105	70	72	54	36	99	74	49	161	120	80
	L/360	25	19	12	33	24	16	47	35	23	29	22	14	37	28	18	53	40	26
26	Strength	57	43	28	79	59	39	130	97	65	66	50	33	92	69	46	148	111	74
	L/360	23	17	11	29	22	14	42	31	21	26	19	13	33	25	16	47	35	23
27	Strength	53	39	26	73	55	36	120	90	60	61	46	30	85	64	42	138	103	69
	L/360	20	15	10	26	19	13	37	28	18	23	17	11	30	22	15	42	32	21
28	Strength	49	37		68	51	34	112	84	56	57	43	28	79	59	39	128	96	64
	L/360	18	13		23	17	11	33	25	16	21	15	10	27	20	13	38	28	19
29	Strength	46	34		64	48	32	104	78	52	53	40		74	55	37	119	89	59
	L/360	16	12		21	15	10	30	22	15	19	14		24	18	12	34	25	17
30	Strength	43	32		59	44		97	73	48	50	37		69	51	34	111	83	55
	L/360	15	11		19	14		27	20	13	17	12		21	16	10	31	23	15
31	Strength	40	30		56	42		91	68	45	46	35		64	48		104	78	52
	L/360	13	10		17	13		24	18	12	15	11		19	14		28	21	14
32	Strength	37			52	39		85	64	42	44	33		60	45		98	73	49
	L/360	12			15	11		22	16	11	14	10		18	13		25	19	12

NOTES:

* Web stiffeners required at ends of members.

1) Values greater than 500 psf and less than 10 psf are not shown.

2) For other deflection limits such as L/480, multiply the L/360 uniform specified loads by the following factor:

Deflection limit	Factor
L/480	360/480 = 0.75

FLOOR JOIST LOAD TABLE

Uniformly Distributed Single Span Loads (psf) with $K_\varphi = 0$

Strength - Factored Loads | **L/360 - Specified Loads**

	Section	1000S250-54			1000S250-68			1000S250-97			1000S300-54			1000S300-68			1000S300-97		
Span	Design	Spacing (in.)			Spacing (in.)			Spacing (in.)			Spacing (in.)			Spacing (in.)			Spacing (in.)		
(ft)	Criteria	12	16	24	12	16	24	12	16	24	12	16	24	12	16	24	12	16	24
10	Strength		318*	212*			329*					318*	212*			340*			
	L/360		399	266			339					419	279			362			
11	Strength	385*	289*	192*		408*	272*			443*	385*	289*	192*		421*	280*			460*
	L/360	399	299	199		382	254			357	420	315	210		408	272			391
12	Strength	331*	248*	165*	457*	343*	228*			372*	340*	255*	170*	472*	354*	236*			386*
	L/360	307	230	153	392	294	196			275	323	242	161	420	315	210			301
13	Strength	282*	211*	141*	389*	292*	194*		476*	317*	290*	217*	145*	402*	301*	201*		494*	329*
	L/360	242	181	121	308	231	154		325	216	254	190	127	330	247	165		355	237
14	Strength	243*	182*	121*	336*	252*	168*		410*	273*	250*	187*	125*	346*	260*	173*		426*	284*
	L/360	193	145	96	247	185	123		260	173	203	152	101	264	198	132		284	189
15	Strength	211*	158*	105*	292*	219*	146*	477*	357*	238*	218*	163*	109*	302*	226*	151*	494*	371*	247*
	L/360	157	118	78	200	150	100	282	211	141	165	124	82	215	161	107	308	231	154
16	Strength	186*	139*	93*	257*	192*	128*	419*	314*	209*	191*	143*	95*	265*	199*	132*	434*	326*	217*
	L/360	129	97	64	165	124	82	232	174	116	136	102	68	177	132	88	254	190	127
17	Strength	164*	123*	82*	227*	170*	113*	371	278	185	169*	127*	84*	235*	176*	117*	385*	288*	192*
	L/360	108	81	54	138	103	69	193	145	96	113	85	56	147	110	73	212	159	106
18	Strength	147*	110*	73*	203*	152*	101*	331	248	165	151*	113*	75*	209*	157*	104*	343	257	171
	L/360	91	68	45	116	87	58	163	122	81	95	71	47	124	93	62	178	134	89
19	Strength	132*	99*	66*	182*	136*	91*	297	222	148	135*	101*	67*	188*	141*	94*	308	231	154
	L/360	77	58	38	98	74	49	138	104	69	81	61	40	105	79	52	151	113	75
20	Strength	119*	89*	59*	164	123	82	268	201	134	122*	91*	61*	170*	127*	85*	278	208	139
	L/360	66	49	33	84	63	42	119	89	59	69	52	34	90	68	45	130	97	65
21	Strength	108*	81*	54*	149	112	74	243	182	121	111*	83*	55*	154	115	77	252	189	126
	L/360	57	43	28	73	54	36	102	77	51	60	45	30	78	58	39	112	84	56
22	Strength	98	73	49	136	102	68	221	166	110	101*	76*	50	140	105	70	230	172	115
	L/360	49	37	24	63	47	31	89	67	44	52	39	26	68	51	34	97	73	48
23	Strength	90	67	45	124	93	62	202	152	101	92	69	46	128	96	64	210	157	105
	L/360	43	32	21	55	41	27	78	58	39	45	34	22	59	44	29	85	64	42
24	Strength	82	62	41	114	85	57	186	139	93	85	63	42	118	88	59	193	144	96
	L/360	38	28	19	49	36	24	68	51	34	40	30	20	52	39	26	75	56	37
25	Strength	76	57	38	105	79	52	171	128	85	78	58	39	108	81	54	178	133	89
	L/360	34	25	17	43	32	21	60	45	30	35	26	17	46	34	23	66	50	33
26	Strength	70	52	35	97	73	48	158	119	79	72	54	36	100	75	50	164	123	82
	L/360	30	22	15	38	28	19	54	40	27	31	23	15	41	30	20	59	44	29
27	Strength	65	49	32	90	67	45	147	110	73	67	50	33	93	69	46	152	114	76
	L/360	27	20	13	34	25	17	48	36	24	28	21	14	36	27	18	52	39	26
28	Strength	60	45	30	84	63	42	136	102	68	62	46	31	86	65	43	142	106	71
	L/360	24	18	12	30	23	15	43	32	21	25	19	12	33	24	16	47	35	23
29	Strength	56	42	28	78	58	39	127	95	63	58	43	29	80	60	40	132	99	66
	L/360	21	16	10	27	20	13	39	29	19	22	17	11	29	22	14	42	32	21
30	Strength	52	39		73	54	36	119	89	59	54	40	27	75	56	37	123	92	61
	L/360	19	14		25	18	12	35	26	17	20	15	10	26	20	13	38	28	19
31	Strength	49	37		68	51	34	111	83	55	51	38		70	53	35	115	86	57
	L/360	17	13		22	17	11	31	23	15	18	14		24	18	12	34	26	17
32	Strength	46	34		64	48	32	104	78	52	47	35		66	49	33	108	81	54
	L/360	16	12		20	15	10	29	21	14	17	12		22	16	11	31	23	15

NOTES:

* Web stiffeners required at ends of members.

1) Values greater than 500 psf and less than 10 psf are not shown.

2) For other deflection limits such as L/480, multiply the L/360 uniform specified loads by the following factor:

Deflection limit	Factor
L/480	360/480 = 0.75

FLOOR JOIST LOAD TABLE

Uniformly Distributed Single Span Loads (psf) with $K_\varphi = 0$

Strength - Factored Loads | **L/360 - Specified Loads**

Span (ft)	Section / Design Criteria	1200S162-68 Spacing (in.) 12	16	24	1200S162-97 Spacing (in.) 12	16	24	1200S200-68 Spacing (in.) 12	16	24	1200S200-97 Spacing (in.) 12	16	24	1200S250-68 Spacing (in.) 12	16	24	1200S250-97 Spacing (in.) 12	16	24	1200S300-68 Spacing (in.) 12	16	24	1200S300-97 Spacing (in.) 12	16	24
12	Strength	440*	330*	220*			368*		385*	256*			425*		413*	275*			453*		427*	284*			474*
	L/360	460	345	230			335		392	261			379		433	289			424		487	324			466
13	Strength	375*	281*	187*		470*	313*	437*	328*	218*			362*	469*	352*	234*			386*		363*	242*			404*
	L/360	362	271	181		396	264	411	308	205			298	454	340	227			334		383	255			367
14	Strength	323*	242*	161*		405*	270*	377*	283*	188*		469*	312*	404*	303*	202*		500*	333*	418*	313*	209*			348*
	L/360	290	217	145		317	211	329	246	164		358	238	363	272	181		401	267	409	306	204			293
15	Strength	282*	211*	141*	471*	353*	235*	328*	246*	164*		408*	272*	352*	264*	176*		435*	290*	364*	273*	182*		455*	303*
	L/360	235	176	117	343	257	171	267	200	133		291	194	295	221	147		326	217	332	249	166		358	238
16	Strength	247*	185*	123*	414*	310*	207*	289*	216*	144*	479*	359*	239*	309*	232*	154*		382*	255*	320*	240*	160*		400*	266*
	L/360	194	145	97	283	212	141	220	165	110	320	240	160	243	182	121		268	179	274	205	137		295	196
17	Strength	219*	164*	109*	366*	275*	183*	256*	192*	128*	424*	318*	212*	274*	205*	137*	452*	339*	226*	283*	212*	141*	472*	354*	236*
	L/360	162	121	81	236	177	118	183	137	91	266	200	133	203	152	101	298	224	149	228	171	114	328	246	164
18	Strength	195*	146*	97*	327	245	163	228*	171*	114*	378*	283*	189*	244*	183*	122*	403*	302*	201*	253*	189*	126*	421*	316*	210*
	L/360	136	102	68	199	149	99	154	116	77	224	168	112	171	128	85	251	188	125	192	144	96	276	207	138
19	Strength	175*	131*	87*	293	220	146	204*	153*	102*	339*	254*	169*	219*	164*	109*	361*	271*	180*	227*	170*	113*	378*	283*	189*
	L/360	116	87	58	169	126	84	131	98	65	191	143	95	145	109	72	214	160	107	163	122	81	235	176	117
20	Strength	158	118	79	265	198	132	185*	138*	92*	306	229	153	198*	148*	99*	326*	244*	163*	205*	153*	102*	341*	256*	170*
	L/360	99	74	49	145	108	72	112	84	56	163	122	81	124	93	62	183	137	91	140	105	70	201	151	100
21	Strength	143	107	71	240	180	120	167*	125*	83*	278	208	139	179*	134*	89*	296*	222*	148*	185*	139*	92*	309*	232*	154*
	L/360	85	64	42	125	93	62	97	73	48	141	106	70	107	80	53	158	118	79	121	90	60	174	130	87
22	Strength	131	98	65	219	164	109	152*	114*	76*	253	190	126	163*	122*	81*	269	202	134	169*	127*	84*	282*	211*	141*
	L/360	74	56	37	109	81	54	84	63	42	123	92	61	93	70	46	137	103	68	105	79	52	151	113	75
23	Strength	119	89	59	200	150	100	139	104	69	231	173	115	149*	112*	74*	247	185	123	155*	116*	77*	258	193	129
	L/360	65	49	32	95	71	47	74	55	37	107	80	53	82	61	41	120	90	60	92	69	46	132	99	66
24	Strength	110	82	55	184	138	92	128	96	64	212	159	106	137*	103*	68*	226	170	113	142*	106*	71*	237	177	118
	L/360	57	43	28	83	62	41	65	49	32	94	71	47	72	54	36	106	79	53	81	60	40	116	87	58
25	Strength	101	76	50	169	127	84	118	88	59	196	147	98	126	95	63	209	156	104	131*	98*	65*	218	164	109
	L/360	50	38	25	74	55	37	57	43	28	83	62	41	63	47	31	93	70	46	71	53	35	103	77	51
26	Strength	93	70	46	156	117	78	109	82	54	181	136	90	117	88	58	193	144	96	121	90	60	202	151	101
	L/360	45	33	22	66	49	33	51	38	25	74	55	37	56	42	28	83	62	41	63	47	31	91	68	45
27	Strength	87	65	43	145	109	72	101	76	50	168	126	84	108	81	54	179	134	89	112	84	56	187	140	93
	L/360	40	30	20	58	44	29	45	34	22	66	49	33	50	38	25	74	55	37	57	42	28	81	61	40
28	Strength	80	60	40	135	101	67	94	70	47	156	117	78	101	75	50	166	125	83	104	78	52	174	130	87
	L/360	36	27	18	52	39	26	41	30	20	59	44	29	45	34	22	66	50	33	51	38	25	73	55	36
29	Strength	75	56	37	126	94	63	87	65	43	145	109	72	94	70	47	155	116	77	97	73	48	162	121	81
	L/360	32	24	16	47	35	23	37	27	18	53	40	26	40	30	20	60	45	30	46	34	23	66	49	33
30	Strength	70	52	35	117	88	58	82	61	41	136	102	68	88	66	44	145	108	72	91	68	45	151	113	75
	L/360	29	22	14	42	32	21	33	25	16	48	36	24	36	27	18	54	40	27	41	31	20	59	44	29
31	Strength	66	49	33	110	82	55	77	57	38	127	95	63	82	61	41	135	101	67	85	63	42	142	106	71
	L/360	26	20	13	38	29	19	30	22	15	44	33	22	33	25	16	49	36	24	37	28	18	54	40	27
32	Strength	61	46	30	103	77	51	72	54	36	119	89	59	77	58	38	127	95	63	80	60	40	133	100	66
	L/360	24	18	12	35	26	17	27	20	13	40	30	20	30	22	15	44	33	22	34	25	17	49	36	24
33	Strength	58	43	29	97	73	48	67	50	33	112	84	56	72	54	36	119	89	59	75	56	37	125	94	62
	L/360	22	16	11	32	24	16	25	18	12	36	27	18	27	20	13	40	30	20	31	23	15	44	33	22
34	Strength	54	41	27	91	68	45	64	48	32	106	79	53	68	51	34	113	84	56	70	53	35	118	88	59
	L/360	20	15	10	29	22	14	22	17	11	33	25	16	25	19	12	37	28	18	28	21	14	41	30	20
35	Strength	51	38		86	64	43	60	45	30	100	75	50	64	48	32	106	79	53	66	50	33	111	83	55
	L/360	18	13		27	20	13	21	15	10	30	22	15	23	17	11	34	25	17	26	19	13	37	28	18
36	Strength	48	36		81	61	40	57	42		94	70	47	61	45	30	100	75	50	63	47	31	105	79	52
	L/360	17	12		24	18	12	19	14		28	21	14	21	16	10	31	23	15	24	18	12	34	25	17
37	Strength	46	34		77	58	38	54	40		89	67	44	57	43		95	71	47	59	44	29	99	74	49
	L/360	15	11		22	17	11	17	13		25	19	12	19	14		28	21	14	22	16	11	31	23	15
38	Strength	43	32		73	55	36	51	38		84	63	42	54	41		90	67	45	56	42	28	94	70	47
	L/360	14	10		21	15	10	16	12		23	17	11	18	13		26	20	13	20	15	10	29	22	14

NOTES:

* Web stiffeners required at ends of members.

1) Values greater than 500 psf and less than 10 psf are not shown.

2) For other deflection limits such as L/480, multiply the L/360 uniform specified loads by the following factor:

Deflection limit	Factor
L/480	360/480 = 0.75

FLOOR JOIST LOAD TABLE

Uniformly Distributed Single Span Loads (psf) with $K_\varphi = 0$

Strength - Factored Loads | **L/360 - Specified Loads**

	Section	1400S162-68			1400S162-97			1400S200-68			1400S200-97			1400S250-68			1400S250-97			1400S300-68			1400S300-97		
Span	Design	Spacing (in.)			Spacing (in.)			Spacing (in.)			Spacing (in.)			Spacing (in.)			Spacing (in.)			Spacing (in.)			Spacing (in.)		
(ft)	Criteria	12	16	24	12	16	24	12	16	24	12	16	24	12	16	24	12	16	24	12	16	24	12	16	24
14	Strength	363*	272*	181*		466*	311*	431*	323*	215*			362*		323*	215*			389*		323*	215*			408*
	L/360	415	311	207		460	306	469	351	234			344		387	258			383		409	272			414
15	Strength	317*	237*	158*		406*	271*	376*	282*	188*		473*	315*	402*	302*	201*			339*	402*	302*	201*			355*
	L/360	337	253	168		374	249	381	286	190		420	280	419	314	209			312	443	332	221			337
16	Strength	278*	208*	139*	476*	357*	238*	330*	248*	165*		416*	277*	356*	267*	178*		447*	298*	372*	279*	186*		468*	312*
	L/360	278	208	139	411	308	205	314	235	157		346	230	345	259	172		385	257	365	274	182		416	277
17	Strength	246*	185*	123*	422*	316*	211*	292*	219*	146*	491*	368*	245*	316*	237*	158*		396*	264*	329*	247*	164*		415*	276*
	L/360	231	173	115	342	257	171	261	196	130	385	288	192	288	216	144		321	214	304	228	152		347	231
18	Strength	220*	165*	110*	376*	282*	188*	261*	195*	130*	438*	328*	219*	281*	211*	140*	471*	353*	235*	294*	220*	147*	493*	370*	246*
	L/360	195	146	97	288	216	144	220	165	110	324	243	162	242	182	121	361	270	180	256	192	128	390	292	195
19	Strength	197*	148*	98*	337*	253*	168*	234*	175*	117*	393*	295*	196*	253*	189*	126*	422*	317*	211*	264*	198*	132*	443*	332*	221*
	L/360	166	124	83	245	184	122	187	140	93	275	206	137	206	154	103	307	230	153	218	163	109	332	249	166
20	Strength	178*	133*	89*	305*	228*	152*	211*	158*	105*	355*	266*	177*	228*	171*	114*	381*	286*	190*	238*	178*	119*	400*	300*	200*
	L/360	142	106	71	210	157	105	160	120	80	236	177	118	177	132	88	263	197	131	187	140	93	284	213	142
21	Strength	161*	121*	80*	276	207	138	191*	143*	95*	321*	241*	160*	207*	155*	103*	346*	259*	173*	216*	162*	108*	362*	272*	181*
	L/360	123	92	61	181	136	90	138	104	69	204	153	102	152	114	76	227	170	113	161	121	80	245	184	122
22	Strength	147*	110*	73*	252	189	126	174*	131*	87*	293*	220*	146*	188*	141*	94*	315*	236*	157*	196*	147*	98*	330*	247*	165*
	L/360	107	80	53	158	118	79	120	90	60	177	133	88	133	99	66	197	148	98	140	105	70	213	160	106
23	Strength	134	101	67	230	172	115	160*	120*	80*	268*	201*	134*	172*	129*	86*	288*	216*	144*	180*	135*	90*	302*	226*	151*
	L/360	93	70	46	138	103	69	105	79	52	155	116	77	116	87	58	173	129	86	123	92	61	187	140	93
24	Strength	123	92	61	211	158	105	146*	110*	73*	246	184	123	158*	118*	79*	265*	198*	132*	165*	124*	82*	277*	208*	138*
	L/360	82	61	41	121	91	60	93	69	46	136	102	68	102	76	51	152	114	76	108	81	54	164	123	82
25	Strength	114	85	57	195	146	97	135*	101*	67*	227	170	113	146*	109*	73*	244*	183*	122*	152*	114*	76*	256*	192*	128*
	L/360	72	54	36	107	80	53	82	61	41	121	90	60	90	67	45	134	101	67	95	71	47	145	109	72
26	Strength	105	79	52	180	135	90	125*	93*	62*	210	157	105	135*	101*	67*	225	169	112	141*	105*	70*	236*	177*	118*
	L/360	64	48	32	95	71	47	73	54	36	107	80	53	80	60	40	119	89	59	85	63	42	129	97	64
27	Strength	97	73	48	167	125	83	116	87	58	194	146	97	125*	93*	62*	209	157	104	130*	98*	65*	219	164	109
	L/360	57	43	28	85	64	42	65	49	32	96	72	48	71	53	35	107	80	53	76	57	38	115	86	57
28	Strength	90	68	45	155	116	77	107	80	53	181	135	90	116*	87*	58*	194	146	97	121*	91*	60*	204	153	102
	L/360	51	38	25	76	57	38	58	43	29	86	64	43	64	48	32	95	71	47	68	51	34	103	77	51
29	Strength	84	63	42	145	108	72	100	75	50	168	126	84	108	81	54	181	136	90	113*	85*	56*	190	142	95
	L/360	46	35	23	69	51	34	52	39	26	77	58	38	58	43	29	86	64	43	61	46	30	93	70	46
30	Strength	79	59	39	135	101	67	94	70	47	157	118	78	101	76	50	169	127	84	105	79*	52	177	133	88
	L/360	42	31	21	62	46	31	47	35	23	70	52	35	52	39	26	78	58	39	55	41	27	84	63	42
31	Strength	74	55	37	126	95	63	88	66	44	147	110	73	95	71	47	158	119	79	99	74	49	166	124	83
	L/360	38	28	19	56	42	28	43	32	21	63	47	31	47	35	23	70	53	35	50	37	25	76	57	38
32	Strength	69	52	34	119	89	59	82	62	41	138	104	69	89	66	44	149	111	74	93	69	46	156	117	78
	L/360	34	26	17	51	38	25	39	29	19	57	43	28	43	32	21	64	48	32	45	34	22	69	52	34
33	Strength	65	49	32	112	84	56	77	58	38	130	97	65	83	62	41	140	105	70	87	65	43	146	110	73
	L/360	31	23	15	46	35	23	35	26	17	52	39	26	39	29	19	58	43	29	41	31	20	63	47	31
34	Strength	61	46	30	105	79	52	73	54	36	122	92	61	79	59	39	132	99	66	82	61	41	138	103	69
	L/360	28	21	14	42	32	21	32	24	16	48	36	24	36	27	18	53	40	26	38	28	19	57	43	28
35	Strength	58	43	29	99	74	49	69	51	34	115	86	57	74	55	37	124	93	62	77	58	38	130	97	65
	L/360	26	19	13	39	29	19	30	22	15	44	33	22	33	24	16	49	36	24	34	26	17	53	39	26
36	Strength	55	41	27	94	70	47	65	48	32	109	82	54	70	52	35	117	88	58	73	55	36	123	92	61
	L/360	24	18	12	36	27	18	27	20	13	40	30	20	30	22	15	45	33	22	32	24	16	48	36	24
37	Strength	52	39	26	89	66	44	61	46	30	103	77	51	66	50	33	111	83	55	69	52	34	116	87	58
	L/360	22	16	11	33	24	16	25	19	12	37	28	18	27	20	13	41	31	20	29	22	14	44	33	22
38	Strength	49	37	24	84	63	42	58	43	29	98	73	49	63	47	31	105	79	52	66	49	33	110	83	55
	L/360	20	15	10	30	23	15	23	17	11	34	25	17	25	19	12	38	28	19	27	20	13	41	31	20
39	Strength	46	35		80	60	40	55	41	27	93	70	46	60	45	30	100	75	50	62	47	31	105	78	52
	L/360	19	14		28	21	14	21	16	10	31	23	15	23	17	11	35	26	17	25	18	12	38	28	19
40	Strength	44	33		76	57	38	52	39	26	88	66	44	57	42	28	95	71	47	59	44	29	100	75	50
	L/360	17	13		26	19	13	20	15	10	29	22	14	22	16	11	32	24	16						

NOTES:

* Web stiffeners required at ends of members.

1) Values greater than 500 psf and less than 10 psf are not shown.

2) For other deflection limits such as L/480, multiply the L/360 uniform specified loads by the following factor:

Deflection limit	Factor
L/480	360/480 = 0.75

Table Notes

1 Values are for unpunched members and are given in pounds per linear foot.
2 Headers are made from two "boxed" or “back-to-back” C-section members.
3 Factored moment, shear and web crippling resistances are based on twice the resistance of a single member. The moment of inertia for deflection is based on twice the value of a single member.
4 Web crippling check is based on 1" of bearing at end supports.
5 Members are assumed to be adequately braced for bending.
6 Header loads are for simply supported members subjected to uniform bending loads only.

Back-to-Back Header



Boxed Header

UNIFORM DISTRIBUTED HEADER LOADS (PLF)

Strength - Factored Loads **L/360 - Specified Loads**

Section	Design Criteria	F_y (ksi)	Span (ft) 4	5	6	7	8	9	10	11	12	13	14	15	16	17	18	19	20
600S162-33	Strength	33	804e	643e	524e	385e	295e	233e	188e	156e	131e	111e	96e	83e	73e	65e	58e	52e	47e
	L/360		2412	1235	714	450	301	211	154	115	89	70	56	45	37	31	26	22	19
600S162-43	Strength	33	1691e	1082e	751e	552e	422e	334e	270e	223e	187e	160e	138e	120e	105e	93e	83e	74e	67
	L/360		3115	1595	923	581	389	273	199	149	115	90	72	59	48	40	34	29	24
600S162-54	Strength	50	3022e	1934e	1343e	986e	755e	596e	483e	399e	335e	286e	246e	214e	188	167	149	133	120
	L/360		3848	1970	1140	718	481	337	246	185	142	112	89	72	60	50	42	35	30
600S162-68	Strength	50	4086e	2615e	1816e	1334e	1021e	807e	653e	540e	454e	386e	333	290	255	226	201	181	163
	L/360		4742	2428	1405	884	592	416	303	228	175	138	110	89	74	61	52	44	37
600S162-97	Strength	50	7104e	4546e	3157e	2319e	1776e	1403e	1136e	939e	789e	672	579	505	444	393	350	314	284
	L/360		6454	3304	1912	1204	806	566	413	310	239	188	150	122	100	84	70	60	51
600S200-33	Strength	33	804e	643e	536e	438e	335e	265e	214e	177e	149e	127e	109e	95e	83e	74e	66e	59e	53e
	L/360		2746	1406	813	512	343	241	175	132	101	80	64	52	42	35	30	25	21
600S200-43	Strength	33	1784e	1228e	852e	626e	479e	379e	307e	253e	213e	181e	156e	136e	119e	106e	94e	85e	76e
	L/360		3609	1848	1069	673	451	316	231	173	133	105	84	68	56	47	39	33	28
600S200-54	Strength	50	3414e	2185e	1517e	1114e	853e	674e	546e	451e	379e	323e	278e	242e	213e	189e	168	151	136
	L/360		4466	2286	1323	833	558	392	285	214	165	130	104	84	69	58	49	41	35
600S200-68	Strength	50	4615e	2953e	2051e	1506e	1153e	911e	738e	610e	512e	436e	376e	328e	288	255	227	204	184
	L/360		5517	2824	1634	1029	689	484	353	265	204	160	128	104	86	71	60	51	44
600S200-97	Strength	50	8082e	5172e	3592e	2639e	2020e	1596e	1293e	1068e	898e	765e	659e	574	505	447	399	358	323
	L/360		7550	3866	2237	1408	943	662	483	363	279	219	176	143	117	98	82	70	60
600S250-33	Strength	33	804e	643e	536e	458e	351e	277e	224e	185e	156e	132e	114e	99e	87e	77e	69e	62e	56e
	L/360		3038	1555	900	566	379	266	194	146	112	88	70	57	47	39	33	28	24
600S250-43	Strength	33	1784e	1293e	898e	659e	505e	399e	323e	267e	224e	191e	164e	143e	126e	111e	99e	89e	80e
	L/360		4113	2106	1218	767	514	361	263	197	152	119	95	78	64	53	45	38	32
600S250-54	Strength	50	3559e	2290e	1590e	1168e	894e	706e	572e	473e	397e	338e	292e	254e	223e	198e	176e	158	143
	L/360		4913	2515	1455	916	614	431	314	236	181	143	114	93	76	64	53	45	39
600S250-68	Strength	50	4872e	3118e	2165e	1590e	1218e	962e	779e	644e	541e	461e	397e	346e	304e	269	240	215	194
	L/360		6271	3211	1858	1170	783	550	401	301	232	182	146	118	97	81	68	58	50
600S250-97	Strength	50	7684e	4918e	3415e	2509e	1921e	1517e	1229e	1016e	853e	727e	627	546	480	425	379	340	307
	L/360		8740	4475	2589	1630	1092	767	559	420	323	254	203	165	136	113	95	81	69
600S200-33	Strength	33	804e	643e	536e	459e	361e	285e	231e	191e	160e	136e	118e	102e	90e	80e	71e	64e	57e
	L/360		3285	1682	973	613	410	288	210	157	121	95	76	62	51	42	36	30	26
600S300-43	Strength	33	1784e	1338e	929e	682e	522e	413e	334e	276e	232e	197e	170e	148e	130e	115e	103e	92e	83e
	L/360		4429	2267	1312	826	553	388	283	212	164	129	103	83	69	57	48	41	35
600S300-54	Strength	50	3559e	2362e	1640e	1205e	922e	729e	590e	488e	410e	349e	301e	262e	230e	204e	182e	163	147
	L/360		5288	2707	1567	986	661	464	338	254	195	154	123	100	82	68	58	49	42
600S300-68	Strength	50	5052e	3233e	2245e	1649e	1263e	997e	808e	668e	561e	478e	412e	359e	315e	279	249	223	202
	L/360		6795	3479	2013	1267	849	596	434	326	251	197	158	128	106	88	74	63	54
600S300-97	Strength	50	8068e	5163e	3585e	2634e	2017e	1593e	1290e	1066e	896e	763e	658e	573	504	446	398	357	322
	L/360		9749	4991	2888	1819	1218	855	623	468	361	284	227	184	152	126	106	90	77

NOTE: "e" web stiffeners required at ends.

UNIFORM DISTRIBUTED HEADER LOADS (PLF)

Strength - Factored Loads | **L/360 - Specified Loads**

Section	Design Criteria	F_y (ksi)	Span (ft) 4	5	6	7	8	9	10	11	12	13	14	15	16	17	18	19	20
800S162-43	Strength	33	1325e	1060e	883e	746e	571e	451e	365e	302e	253e	216e	186e	162e	142e	126e	112e	101e	91e
	L/360		6026	3085	1785	1124	753	529	385	289	223	175	140	114	94	78	66	56	48
800S162-54	Strength	50	2636e	2109e	1757e	1336e	1022e	808e	654e	541e	454e	387e	334e	290e	255e	226e	202e	181e	163e
	L/360		7485	3832	2218	1396	935	657	479	359	277	218	174	141	116	97	82	69	59
800S162-68	Strength	50	5321e	3601e	2501e	1837e	1406e	1111e	900e	744e	625e	532e	459e	400e	351e	311e	277e	249e	225
	L/360		9481	4854	2809	1769	1185	832	606	455	351	276	221	179	148	123	104	88	75
800S162-97	Strength	50	8984e	5749e	3992e	2933e	2246e	1774e	1437e	1187e	998e	850e	733e	638e	561e	497	443	398	359
	L/360		13068	6691	3872	2438	1633	1147	836	628	484	380	304	247	204	170	143	121	104
800S200-43	Strength	33	1325e	1060e	883e	757e	654e	516e	418e	345e	290e	247e	213e	186e	163e	144e	129e	115e	104e
	L/360		7133	3652	2113	1331	891	626	456	343	264	207	166	135	111	92	78	66	57
800S200-54	Strength	50	2636e	2109e	1757e	1506e	1164e	920e	745e	616e	517e	441e	380e	331e	291e	257e	230e	206e	186e
	L/360		8843	4527	2620	1650	1105	776	565	425	327	257	206	167	138	115	97	82	70
800S200-68	Strength	50	5321e	4080e	2833e	2081e	1593e	1259e	1020e	843e	708e	603e	520e	453e	398e	352e	314e	282e	255e
	L/360		10952	5607	3245	2043	1369	961	700	526	405	319	255	207	171	142	120	102	87
800S200-97	Strength	50	10131e	6484e	4503e	3308e	2532e	2001e	1621e	1339e	1125e	959e	827e	720e	633e	560e	500e	449	405
	L/360		15073	7717	4466	2812	1884	1323	964	724	558	439	351	285	235	196	165	140	120
800S250-43	Strength	33	1325e	1060e	883e	757e	662e	543e	439e	363e	305e	260e	224e	195e	171e	152e	135e	121e	109e
	L/360		8032	4112	2379	1498	1004	705	514	386	297	233	187	152	125	104	88	74	64
800S250-54	Strength	50	2636e	2109e	1757e	1506e	1219e	963e	780e	644e	541e	461e	398e	346e	304e	270e	240e	216e	195e
	L/360		9622	4926	2851	1795	1202	844	615	462	356	280	224	182	150	125	105	89	76
800S250-68	Strength	50	5321e	4257e	2978e	2188e	1675e	1323e	1072e	886e	744e	634e	547e	476e	418e	371e	330e	297e	268e
	L/360		12285	6290	3640	2292	1535	1078	786	590	455	357	286	232	191	160	134	114	98
800S250-97	Strength	50	10770e	6893e	4787e	3517e	2692e	2127e	1723e	1424e	1196e	1019e	879e	765e	673e	596e	531e	477e	430
	L/360		17207	8810	5098	3210	2150	1510	1101	827	637	501	401	326	268	224	188	160	137
800S300-43	Strength	33	1325e	1060e	883e	757e	662e	559e	453e	374e	314e	268e	231e	201e	177e	156e	139e	125e	113e
	L/360		8591	4398	2545	1603	1073	754	549	413	318	250	200	162	134	111	94	80	68
800S300-54	Strength	50	2636e	2109e	1757e	1506e	1253e	990e	801e	662e	556e	474e	409e	356e	313e	277e	247e	222e	200e
	L/360		10295	5271	3050	1920	1286	903	658	495	381	299	240	195	160	134	112	96	82
800S300-68	Strength	50	5321e	4257e	3072e	2257e	1728e	1365e	1106e	914e	768e	654e	564e	491e	432e	382e	341e	306e	276e
	L/360		13210	6763	3914	2464	1651	1159	845	635	489	384	308	250	206	172	144	123	105
800S300-97	Strength	50	11212e	7175e	4983e	3661e	2803e	2214e	1793e	1482e	1245e	1061e	915e	797e	700e	620e	553e	496e	448e
	L/360		18984	9720	5625	3542	2373	1666	1215	912	703	553	442	360	296	247	208	177	151

NOTE: "e" web stiffeners required at ends.

UNIFORM DISTRIBUTED HEADER LOADS (PLF)

Strength - Factored Loads | **L/360 - Specified Loads**

Section	Design Criteria	F_y (ksi)	Span (ft) 4	5	6	7	8	9	10	11	12	13	14	15	16	17	18	19	20
1000S162-54	Strength	50	2093e	1675e	1395e	1196e	1046e	930e	805e	665e	559e	476e	410e	357e	314e	278e	248e	223e	201e
	L/360		12514	6407	3707	2335	1564	1098	800	601	463	364	291	237	195	163	137	116	100
1000S162-68	Strength	50	4217e	3374e	2811e	2295e	1757e	1388e	1124e	929e	780e	665e	573e	499e	439e	389e	347e	311e	281e
	L/360		16022	8203	4747	2989	2002	1406	1025	770	593	466	373	303	250	208	175	149	128
1000S162-97	Strength	50	11553e	7394e	5135e	3772e	2888e	2282e	1848e	1527e	1283e	1093e	943e	821e	722e	639e	570e	512e	462e
	L/360		22828	11687	6763	4259	2853	2004	1460	1097	845	664	532	432	356	297	250	213	182
1000S200-54	Strength	50	2093e	1675e	1395e	1196e	1046e	930e	837e	761e	645e	550e	474e	413e	363e	321e	286e	257e	232e
	L/360		14317	7330	4242	2671	1789	1256	916	688	530	417	333	271	223	186	157	133	114
1000S200-68	Strength	50	4217e	3374e	2811e	2410e	2010e	1588e	1286e	1063e	893e	761e	656e	571e	502e	445e	397e	356e	321e
	L/360		18276	9357	5415	3410	2284	1604	1169	878	676	532	426	346	285	238	200	170	146
1000S200-97	Strength	50	12436e	8365e	5809e	4268e	3267e	2581e	2091e	1728e	1452e	1237e	1067e	929e	816e	723e	645e	579e	522e
	L/360		26015	13320	7708	4854	3251	2283	1665	1250	963	757	606	493	406	338	285	242	208
1000S250-54	Strength	50	2093e	1675e	1395e	1196e	1046e	930e	837e	761e	680e	580e	500e	435e	382e	339e	302e	271e	245e
	L/360		16377	8385	4852	3055	2047	1437	1048	787	606	477	381	310	255	213	179	152	131
1000S250-68	Strength	50	4217e	3374e	2811e	2410e	2108e	1677e	1359e	1123e	943e	804e	693e	604e	530e	470e	419e	376e	339e
	L/360		20902	10702	6193	3900	2612	1835	1337	1005	774	608	487	396	326	272	229	195	167
1000S250-97	Strength	50	12436e	8883e	6169e	4532e	3470e	2741e	2220e	1835e	1542e	1314e	1133e	987e	867e	768e	685e	615e	555e
	L/360		29367	15036	8701	5479	3670	2578	1879	1412	1087	855	684	556	458	382	322	274	234
1000S300-54	Strength	50	2093e	1675e	1395e	1196e	1046e	930e	837e	761e	697e	597e	515e	449e	394e	349e	311e	279e	252e
	L/360		17180	8796	5090	3205	2147	1508	1099	826	636	500	400	325	268	223	188	160	137
1000S300-68	Strength	50	4217e	3374e	2811e	2410e	2108e	1733e	1403e	1160e	974e	830e	716e	623e	548e	485e	433e	388e	350e
	L/360		22342	11439	6620	4168	2792	1961	1429	1074	827	650	521	423	349	291	245	208	178
1000S300-97	Strength	50	12436e	9229e	6409e	4709e	3605e	2848e	2307e	1906e	1602e	1365e	1177e	1025e	901e	798e	712e	639e	576e
	L/360		32128	16449	9519	5994	4016	2820	2056	1544	1189	935	749	609	502	418	352	299	257

NOTE: "e" web stiffeners required at ends.

UNIFORM DISTRIBUTED HEADER LOADS (PLF)

Strength - Factored Loads | **L/360 - Specified Loads**

Section	Design Criteria	F_y (ksi)	Span (ft) 4	5	6	7	8	9	10	11	12	13	14	15	16	17	18	19	20
1200S162-68	Strength	50	3493e	2794e	2328e	1996e	1746e	1552e	1319e	1090e	916e	780e	673e	586e	515e	456e	407e	365e	329e
	L/360		24535	12561	7269	4577	3066	2153	1570	1179	908	714	572	465	383	319	269	228	196
1200S162-97	Strength	50	10271e	8217e	6172e	4535e	3472e	2743e	2222e	1836e	1543e	1314e	1133e	987e	868e	768e	685e	615e	555e
	L/360		35772	18315	10599	6674	4471	3140	2289	1720	1324	1042	834	678	558	465	392	333	286
1200S200-68	Strength	50	3493e	2794e	2328e	1996e	1746e	1552e	1397e	1262e	1060e	903e	779e	678e	596e	528e	471e	423e	381e
	L/360		27834	14251	8247	5193	3479	2443	1781	1338	1030	810	649	527	434	362	305	259	222
1200S200-97	Strength	50	10271e	8217e	6847e	5168e	3957e	3126e	2532e	2093e	1758e	1498e	1292e	1125e	989e	876e	781e	701e	633e
	L/360		40422	20696	11976	7542	5052	3548	2587	1943	1497	1177	942	766	631	526	443	377	323
1200S250-68	Strength	50	3493e	2794e	2328e	1996e	1746e	1552e	1397e	1270e	1130e	962e	830e	723e	635e	563e	502e	450e	406e
	L/360		30747	15742	9110	5737	3843	2699	1967	1478	1138	895	717	583	480	400	337	286	245
1200S250-97	Strength	50	10271e	8217e	6847e	5514e	4221e	3335e	2701e	2233e	1876e	1598e	1378e	1200e	1055e	934e	833e	748e	675e
	L/360		45269	23177	13413	8446	5658	3974	2897	2176	1676	1318	1055	858	707	589	496	422	362
1200S300-68	Strength	50	3493e	2794e	2328e	1996e	1746e	1552e	1397e	1270e	1164e	1000e	862e	751e	660e	585e	521e	468e	422e
	L/360		34576	17703	10244	6451	4322	3035	2212	1662	1280	1007	806	655	540	450	379	322	276
1200S300-97	Strength	50	10271e	8217e	6847e	5744e	4397e	3474e	2814e	2326e	1954e	1665e	1436e	1250e	1099e	973e	868e	779e	703e
	L/360		49728	25460	14734	9278	6216	4365	3182	2391	1841	1448	1159	942	777	647	545	464	397

NOTE: "e" web stiffeners required at ends.

UNIFORM DISTRIBUTED HEADER LOADS (PLF)

Strength - Factored Loads | **L/360 - Specified Loads**

Section	Design Criteria	F_y (ksi)	Span (ft) 4	5	6	7	8	9	10	11	12	13	14	15	16	17	18	19	20
1400S162-68	Strength	50	2981e	2384e	1987e	1703e	1490e	1324e	1192e	1084e	993e	879e	758e	660e	580e	514e	459e	411e	371e
	L/360		35103	17972	10400	6549	4387	3081	2246	1687	1300	1022	818	665	548	457	385	327	280
1400S162-97	Strength	50	8748e	6999e	5832e	4999e	3990e	3153e	2554e	2110e	1773e	1511e	1303e	1135e	997e	883e	788e	707e	638e
	L/360		51894	26569	15376	9682	6486	4555	3321	2495	1922	1511	1210	984	810	676	569	484	415
1400S200-68	Strength	50	2981e	2384e	1987e	1703e	1490e	1324e	1192e	1084e	993e	917e	851e	772e	678e	601e	536e	481e	434e
	L/360		39661	20306	11751	7400	4957	3481	2538	1907	1468	1155	925	752	619	516	435	370	317
1400S200-97	Strength	50	8748e	6999e	5832e	4999e	4374e	3621e	2933e	2424e	2037e	1735e	1496e	1303e	1145e	1015e	905e	812e	733e
	L/360		58294	29846	17272	10877	7286	5117	3730	2803	2159	1698	1359	1105	910	759	639	543	466
1400S250-68	Strength	50	2981e	2384e	1987e	1703e	1490e	1324e	1192e	1084e	993e	917e	851e	794e	730e	647e	577e	518e	467e
	L/360		43602	22324	12919	8135	5450	3827	2790	2096	1614	1270	1016	826	681	567	478	406	348
1400S250-97	Strength	50	8748e	6999e	5832e	4999e	4374e	3888e	3151e	2604e	2188e	1864e	1608e	1400e	1231e	1090e	972e	873e	787e
	L/360		64926	33242	19237	12114	8115	5699	4155	3121	2404	1891	1514	1231	1014	845	712	605	519
1400S300-68	Strength	50	2981e	2384e	1987e	1703e	1490e	1324e	1192e	1084e	993e	917e	851e	794e	745e	677e	604e	542e	489e
	L/360		46013	23558	13633	8585	5751	4039	2944	2212	1704	1340	1073	872	718	599	504	429	368
1400S300-97	Strength	50	8748e	6999e	5832e	4999e	4374e	3888e	3301e	2728e	2292e	1953e	1684e	1467e	1289e	1142e	1018e	914e	825e
	L/360		70147	35915	20784	13088	8768	6158	4489	3372	2598	2043	1636	1330	1096	913	769	654	561

NOTE: "e" web stiffeners required at ends.

Table Notes

1 The factored web cripping data is based on Section G5 of S136-16.

2 For single web members, the coefficients and resistance factors are based on Table G5-2. If N/h > 2, then N can not be greater than 2h. If N/t > 210, then N can not be greater than 210t.

3 For back-to-back members, the cofficients and resistance factors are based on Table G5-1. If N/h > 1, then N can not be greater than h. If N/t > 210, then N can not be greater than 210t.

4 Coefficients and resistance factors are based on members "Fastened to Support", except for back-to-back members under two-flange loading, the coefficients and resistance factors "Unfastened to Support" are used.

5 For back-to-back members, the distance between web connectors and flange shall be kept to a minimun.

6 Calculations are based on unperforated webs. Resistance reductions for end and interior one flange loading near punchouts can be calculated based on Section G6 of S136-16.

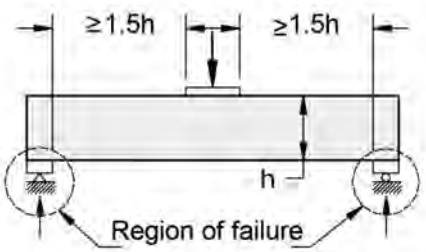

End One Flange Loading (EOF)

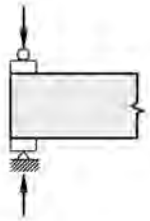

End Two Flange Loading (ETF)

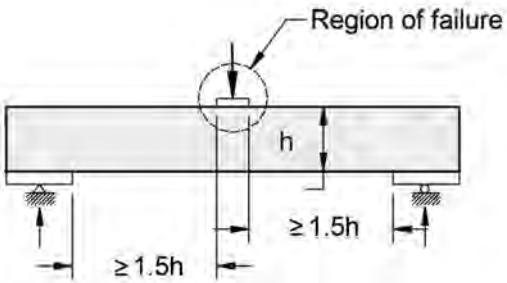

Interior One Flange Loading (IOF)

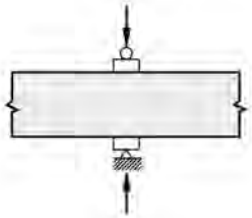

Interior Two Flange Loading (ITF)

Bailey Metal Products, DCM Metal Corp., EB Metal Inc., Imperial Building Products, Manugypse, Groupe UP, Trebor Building Products Ltd.

FACTORED WEB CRIPPLING DATA FOR *SINGLE* WEB MEMBERS (Imperial)

Section Depth (in.)	Designation Thickness (mil)	Base Design Thickness (in.)	F_y (ksi)	h/t	FACTORED WEB CRIPPLING DATA (lb)							
					EOF		*IOF*		*ETF*		*ITF*	
					P_{eo1}	P_{eo2}	P_{io1}	P_{io2}	P_{et1}	P_{et2}	P_{it1}	P_{it2}
3.625	33	0.0346	33	98.3	75.2	26.3	244	34.1	103	12.3	349	28.0
	43	0.0451	33	75.2	137	48.0	453	63.5	198	23.8	644	51.5
	54	0.0566	50	59.0	337	118	1105	155	513	61.6	1606	129
	68	0.0713	50	45.8	546	191	1770	248	871	105	2644	212
	97	0.1017	50	30.6	1143	400	3649	511	1927	231	5639	451
4.00	33	0.0346	33	109	74.2	26.0	242	33.9	97.6	11.7	341	27.3
	43	0.0451	33	83.5	136	47.5	451	63.1	191	22.9	631	50.5
	54	0.0566	50	65.7	334	117	1100	154	497	59.6	1579	126
	68	0.0713	50	51.1	542	190	1763	247	847	102	2604	208
	97	0.1017	50	34.3	1135	397	3637	509	1886	226	5571	446
6.00	33	0.0346	33	167	69.6	24.4	235	33.0	74.3	8.90	302	24.2
	43	0.0451	33	128	128	44.9	440	61.6	155	18.6	572	45.7
	54	0.0566	50	101	318	111	1076	151	421	50.5	1452	116
	68	0.0713	50	79.2	519	182	1730	242	739	88.7	2423	194
	97	0.1017	50	54.0	1097	384	3579	501	1698	204	5256	421
8.00	43	0.0451	33	172	122	42.8	431	60.4	126	15.1	522	41.8
	54	0.0566	50	136	305	107	1057	148	357	42.9	1345	108
	68	0.0713	50	107	501	175	1702	238	649	77.8	2272	182
	97	0.1017	50	73.7	1065	373	3532	494	1543	185	4996	400
10.0	54	0.0566	50	172	294	103	1040	146	302	36.2	1252	100
	68	0.0713	50	135	485	170	1678	235	570	68.4	2140	171
	97	0.1017	50	93.3	1037	363	3490	489	1407	169	4769	382
12.0	68	0.0713	50	163	470	165	1656	232	499	59.8	2020	162
	97	0.1017	50	113	1012	354	3453	483	1285	154	4564	365
14.0	68	0.0713	50	191	457	160	1636	229	433	52.0	1911	153
	97	0.1017	50	133	989	346	3418	479	1173	141	4377	350

NOTES:

1. Factored end one flange web crippling resistance (EOF), $P_{reo} = P_{eo1} + P_{eo2}[N/t]^{1/2}$
2. Factored interior one flange web crippling resistance (IOF), $P_{rio} = P_{io1} + P_{io2}[N/t]^{1/2}$
3. Factored end two flange web crippling resistance (ETF), $P_{ret} = P_{et1} + P_{et2}[N/t]^{1/2}$
4. Factored interior two flange web crippling resistance (ITF), $P_{rit} = P_{it1} + P_{it2}[N/t]^{1/2}$

FACTORED WEB CRIPPLING DATA FOR *BACK TO BACK* WEB MEMBERS (Imperial)

Section Depth (in.)	Designation Thickness (mil)	Base Design Thickness (in.)	F_y (ksi)	h/t	FACTORED WEB CRIPPLING DATA (lb)							
					EOF		*IOF*		*ETF*		*ITF*	
					P_{eo1}	P_{eo2}	P_{io1}	P_{io2}	P_{et1}	P_{et2}	P_{it1}	P_{it2}
3.625	33	0.0346	33	98.3	372	104	899	98.9	384	30.7	1019	81.5
	43	0.0451	33	75.2	658	184	1609	177	723	57.9	1951	156
	54	0.0566	50	59.0	1580	443	3870	426	1836	147	4964	397
	68	0.0713	50	45.8	2510	703	6147	676	3067	245	8293	663
	97	0.1017	50	30.6	5113	1432	12522	1377	6664	533	18014	1441
4.00	33	0.0346	33	109	372	104	898	98.8	371	29.6	983	78.7
	43	0.0451	33	83.5	658	184	1608	177	703	56.2	1895	152
	54	0.0566	50	65.7	1580	442	3868	426	1792	143	4843	388
	68	0.0713	50	51.1	2509	703	6145	676	3004	240	8121	650
	97	0.1017	50	34.3	5112	1431	12517	1377	6553	524	17715	1417
6.00	33	0.0346	33	167	371	104	896	98.6	308	24.6	816	65.3
	43	0.0451	33	128	656	184	1605	177	606	48.5	1636	131
	54	0.0566	50	101	1577	441	3861	425	1585	127	4286	343
	68	0.0713	50	79.2	2505	701	6134	675	2710	217	7325	586
	97	0.1017	50	54.0	5104	1429	12499	1375	6043	483	16337	1307
8.00	43	0.0451	33	172	655	183	1602	176	526	42.1	1419	114
	54	0.0566	50	136	1574	441	3854	424	1413	113	3819	306
	68	0.0713	50	107	2501	700	6125	674	2465	197	6663	533
	97	0.1017	50	73.7	5098	1427	12483	1373	5620	450	15194	1216
10.0	54	0.0566	50	172	1572	440	3849	423	1262	101	3411	273
	68	0.0713	50	135	2498	699	6117	673	2250	180	6082	487
	97	0.1017	50	93.3	5092	1426	12470	1372	5251	420	14197	1136
12.0	68	0.0713	50	163	2495	699	6110	672	2056	165	5559	445
	97	0.1017	50	113	5087	1424	12457	1370	4920	394	13300	1064
14.0	68	0.0713	50	191	2492	698	6103	671	1879	150	5080	406
	97	0.1017	50	133	5083	1423	12446	1369	4616	369	12478	998

NOTES:

1. Factored end one flange web crippling resistance (EOF), $P_{reo} = P_{eo1} + P_{eo2}[N/t]^{1/2}$
2. Factored interior one flange web crippling resistance (IOF), $P_{rio} = P_{io1} + P_{io2}[N/t]^{1/2}$
3. Factored end two flange web crippling resistance (ETF), $P_{ret} = P_{et1} + P_{et2}[N/t]^{1/2}$
4. Factored interior two flange web crippling resistance (ITF), $P_{rit} = P_{it1} + P_{it2}[N/t]^{1/2}$

S-Section Ceiling Span Tables

Table Notes

1 Values are for simple span conditions.
2 For "Unbraced" case, the factored moment resistance is based on Sections F2 and F3 of S136-16 with the unbraced length assumed to be the listed span.
3 For "Midspan" braced case, the factored moment resistance is based on Sections F2 and F3 of S136-16 with the unbraced length assumed to be half of the listed span.
4 Web crippling check is based on 1" of bearing at end supports.
5 Web crippling and shear capacity have not been reduced for punchouts. If web punchouts occur near supports, members must be checked for reduced shear and web crippling in accordance with S136-16.

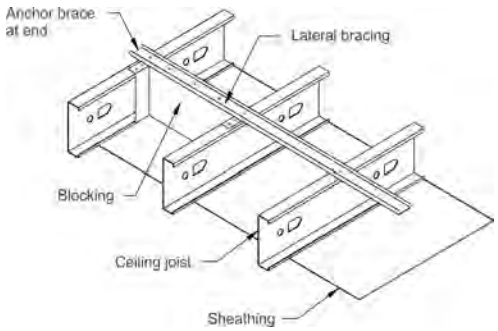

LIMITING CEILING SPANS (ft) - *L/240*

Specified dead load		4 psf						6 psf						13 psf					
		Lateral Support of Compression Flange						Lateral Support of Compression Flange						Lateral Support of Compression Flange					
		Unsupported			Midspan			Unsupported			Midspan			Unsupported			Midspan		
Stud	F_y	Joist Spacing (in.) o.c.			Joist Spacing (in.) o.c.			Joist Spacing (in.) o.c.			Joist Spacing (in.) o.c.			Joist Spacing (in.) o.c.			Joist Spacing (in.) o.c.		
Designation	(ksi)	12	16	24	12	16	24	12	16	24	12	16	24	12	16	24	12	16	24
162S125-18	33	7' 11"	7' 4"	6' 7"	8' 3"	7' 5"	6' 5"	7' 1"	6' 7"	5' 9"	7' 2"	6' 5"	5' 7"	5' 7"	5' 1"	4' 5"	5' 6"	5' 0"	4' 4"
162S125-33	33	10' 0"	9' 2"	8' 2"	10' 3"	9' 4"	8' 1"	8' 11"	8' 2"	7' 1"	8' 11"	8' 1"	7' 1"	6' 11"	6' 3"	5' 6"	6' 11"	6' 3"	5' 6"
250S125-18	33	8' 11"	8' 3"	7' 5"	11' 6"	10' 5"	9' 0"	8' 0"	7' 5"	6' 8"	10' 0"	9' 0"	7' 10"	6' 6"	6' 1"	5' 5" e	7' 7"	6' 11" e	5' 11" e
250S125-33	33	11' 0"	10' 2"	9' 0"	14' 3"	12' 11"	11' 3"	9' 10"	9' 0"	8' 1"	12' 5"	11' 3"	9' 10"	7' 10"	7' 3"	6' 6"	9' 7"	8' 8"	7' 7"
250S125-43	33	12' 5"	11' 5"	10' 1"	15' 6"	14' 0"	12' 3"	11' 0"	10' 1"	8' 11"	13' 6"	12' 3"	10' 9"	8' 9"	8' 0"	7' 2"	10' 5"	9' 6"	8' 3"
362S125-18	33	10' 0"	9' 3"	8' 4"	13' 4"	12' 3"	10' 8"	9' 0"	8' 4"	7' 6"	11' 9"	10' 8"	9' 2" e	7' 4"	6' 10" e	6' 2" e	8' 11" e	7' 11" e	6' 7" e
362S125-33	33	12' 1"	11' 2"	10' 0"	16' 11"	15' 7"	13' 11"	10' 9"	10' 0"	8' 11"	15' 1"	13' 11"	12' 6"	8' 9"	8' 1"	7' 3"	12' 2"	11' 2"	9' 7"
362S125-43	33	13' 6"	12' 4"	11' 0"	18' 8"	17' 2"	15' 4"	11' 11"	11' 0"	9' 9"	16' 8"	15' 4"	13' 9"	9' 7"	8' 10"	7' 10"	13' 5"	12' 4"	10' 10"
362S162-33	33	15' 6"	14' 4"	12' 10"	20' 9"	18' 10"	16' 6"	13' 10"	12' 10"	11' 6"	18' 2"	16' 6"	14' 5"	11' 3"	10' 5"	9' 5"	14' 0"	12' 9"	11' 1"
362S162-43	33	17' 1"	15' 9"	14' 0"	22' 7"	20' 6"	17' 11"	15' 2"	14' 0"	12' 6"	19' 9"	17' 11"	15' 8"	12' 3"	11' 4"	10' 2"	15' 3"	13' 10"	12' 1"
400S125-18	33	10' 3"	9' 6"	8' 7"	13' 9"	12' 7"	11' 1"	9' 3"	8' 7"	7' 9"	12' 2"	11' 1"	9' 7" e	7' 7"	7' 0" e	6' 4" e	9' 3" e	8' 3" e	6' 11" e
400S125-33	33	12' 5"	11' 5"	10' 3"	17' 5"	16' 1"	14' 4"	11' 1"	10' 3"	9' 2"	15' 6"	14' 4"	12' 10"	9' 0"	8' 4"	7' 5"	12' 6"	11' 6"	10' 0"
400S125-43	33	13' 9"	12' 8"	11' 3"	19' 2"	17' 8"	15' 9"	12' 3"	11' 3"	10' 0"	17' 1"	15' 9"	14' 1"	9' 10"	9' 1"	8' 1"	13' 9"	12' 8"	11' 2"
400S162-33	33	15' 10"	14' 8"	13' 2"	22' 5"	20' 4"	17' 9"	14' 3"	13' 2"	11' 10"	19' 7"	17' 9"	15' 6"	11' 7"	10' 9"	9' 8"	15' 1"	13' 9"	12' 0"
400S162-43	33	17' 6"	16' 1"	14' 4"	24' 5"	22' 2"	19' 4"	15' 7"	14' 4"	12' 10"	21' 4"	19' 4"	16' 11"	12' 7"	11' 7"	10' 5"	16' 6"	14' 11"	13' 1"
600S125-33	33	13' 10"	12' 9"	11' 6"	19' 10"	18' 5"	16' 6"	12' 5"	11' 6"	10' 4"	17' 10"	16' 6"	14' 10"	10' 1"	9' 4"	8' 5"	14' 6"	13' 5"	12' 0"
600S125-43	33	15' 2"	14' 0"	12' 6"	21' 6"	19' 10"	17' 10"	13' 6"	12' 6"	11' 2"	19' 3"	17' 10"	16' 0"	10' 11"	10' 1"	9' 1"	15' 8"	14' 6"	13' 1"
600S162-33	33	17' 8"	16' 5"	14' 9"	25' 6"	23' 8"	21' 4"	15' 11"	14' 9"	13' 3"	23' 0"	21' 4"	19' 3"	13' 0"	12' 1"	10' 10"	18' 10"	17' 6"	15' 7" e
600S162-43	33	19' 4"	17' 10"	16' 0"	27' 6"	25' 6"	22' 11"	17' 3"	16' 0"	14' 4"	24' 9"	22' 11"	20' 8"	14' 0"	13' 0"	11' 8"	20' 3"	18' 9"	16' 10"

NOTE: "e" indicates that web stiffeners are required at ends.

LIMITING CEILING SPANS (ft) - *L/360*

Specified dead load		4 psf						6 psf						13 psf					
		Lateral Support of Compression Flange						Lateral Support of Compression Flange						Lateral Support of Compression Flange					
		Unsupported			Midspan			Unsupported			Midspan			Unsupported			Midspan		
Stud	F_y	Joist Spacing (in.) o.c.			Joist Spacing (in.) o.c.			Joist Spacing (in.) o.c.			Joist Spacing (in.) o.c.			Joist Spacing (in.) o.c.			Joist Spacing (in.) o.c.		
Designation	(ksi)	12	16	24	12	16	24	12	16	24	12	16	24	12	16	24	12	16	24
162S125-18	33	7' 5"	6' 8"	5' 10"	7' 2"	6' 6"	5' 8"	6' 5"	5' 10"	5' 0"	6' 3"	5' 8"	4' 11"	4' 11"	4' 5"	3' 10"	4' 9"	4' 4"	3' 9"
162S125-33	33	9' 0"	8' 2"	7' 1"	9' 0"	8' 1"	7' 1"	7' 10"	7' 1"	6' 3"	7' 10"	7' 1"	6' 2"	6' 0"	5' 6"	4' 9"	6' 0"	5' 6"	4' 9"
250S125-18	33	8' 11"	8' 3"	7' 5"	10' 1"	9' 1"	7' 10"	8' 0"	7' 5"	6' 8"	8' 9"	7' 10"	6' 10"	6' 6"	6' 1"	5' 4" e	6' 8"	6' 0"	5' 3" e
250S125-33	33	11' 0"	10' 2"	9' 0"	12' 5"	11' 3"	9' 10"	9' 10"	9' 0"	8' 1"	10' 10"	9' 10"	8' 7"	7' 10"	7' 3"	6' 6"	8' 4"	7' 7"	6' 7"
250S125-43	33	12' 5"	11' 5"	10' 1"	13' 6"	12' 3"	10' 9"	11' 0"	10' 1"	8' 11"	11' 9"	10' 9"	9' 4"	8' 9"	8' 0"	7' 2"	9' 1"	8' 3"	7' 3"
362S125-18	33	10' 0"	9' 3"	8' 4"	13' 4"	12' 3"	10' 7"	9' 0"	8' 4"	7' 6"	11' 8"	10' 7"	9' 2" e	7' 4"	6' 10" e	6' 2" e	8' 11" e	7' 11" e	6' 7" e
362S125-33	33	12' 1"	11' 2"	10' 0"	16' 7"	15' 1"	13' 2"	10' 9"	10' 0"	8' 11"	14' 6"	13' 2"	11' 6"	8' 9"	8' 1"	7' 3"	11' 2"	10' 1"	8' 10"
362S125-43	33	13' 6"	12' 4"	11' 0"	18' 0"	16' 4"	14' 4"	11' 11"	11' 0"	9' 9"	15' 9"	14' 4"	12' 6"	9' 7"	8' 10"	7' 10"	12' 2"	11' 0"	9' 8"
362S162-33	33	15' 6"	14' 4"	12' 10"	18' 2"	16' 6"	14' 5"	13' 10"	12' 10"	11' 6"	15' 10"	14' 5"	12' 7"	11' 3"	10' 5"	9' 5"	12' 3"	11' 1"	9' 8"
362S162-43	33	17' 1"	15' 9"	14' 0"	19' 9"	17' 11"	15' 8"	15' 2"	14' 0"	12' 6"	17' 3"	15' 8"	13' 8"	12' 3"	11' 4"	10' 2"	13' 4"	12' 1"	10' 7"
400S125-18	33	10' 3"	9' 6"	8' 7"	13' 9"	12' 7"	11' 1"	9' 3"	8' 7"	7' 9"	12' 2"	11' 1"	9' 7" e	7' 7"	7' 0" e	6' 4" e	9' 3" e	8' 3" e	6' 11" e
400S125-33	33	12' 5"	11' 5"	10' 3"	17' 5"	16' 1"	14' 3"	11' 1"	10' 3"	9' 2"	15' 6"	14' 3"	12' 5"	9' 0"	8' 4"	7' 5"	12' 1"	10' 11"	9' 6"
400S125-43	33	13' 9"	12' 8"	11' 3"	19' 2"	17' 8"	15' 5"	12' 3"	11' 3"	10' 0"	17' 0"	15' 5"	13' 6"	9' 10"	9' 1"	8' 1"	13' 2"	11' 11"	10' 5"
400S162-33	33	15' 10"	14' 8"	13' 2"	19' 7"	17' 9"	15' 6"	14' 3"	13' 2"	11' 10"	17' 1"	15' 6"	13' 7"	11' 7"	10' 9"	9' 8"	13' 2"	12' 0"	10' 6"
400S162-43	33	17' 6"	16' 1"	14' 4"	21' 4"	19' 4"	16' 11"	15' 7"	14' 4"	12' 10"	18' 7"	16' 11"	14' 9"	12' 7"	11' 7"	10' 5"	14' 4"	13' 1"	11' 5"
600S125-33	33	13' 10"	12' 9"	11' 6"	19' 10"	18' 5"	16' 6"	12' 5"	11' 6"	10' 4"	17' 10"	16' 6"	14' 10"	10' 1"	9' 4"	8' 5"	14' 6"	13' 5"	12' 0"
600S125-43	33	15' 2"	14' 0"	12' 6"	21' 6"	19' 10"	17' 10"	13' 6"	12' 6"	11' 2"	19' 3"	17' 10"	16' 0"	10' 11"	10' 1"	9' 1"	15' 8"	14' 6"	13' 1"
600S162-33	33	17' 8"	16' 5"	14' 9"	25' 6"	23' 8"	21' 4"	15' 11"	14' 9"	13' 3"	23' 0"	21' 4"	18' 8"	13' 0"	12' 1"	10' 10"	18' 2"	16' 6"	14' 5" e
600S162-43	33	19' 4"	17' 10"	16' 0"	27' 6"	25' 6"	22' 11"	17' 3"	16' 0"	14' 4"	24' 9"	22' 11"	20' 4"	14' 0"	13' 0"	11' 8"	19' 9"	18' 0"	15' 8"

NOTE: "e" indicates that web stiffeners are required at ends.

U-Channel Section Properties

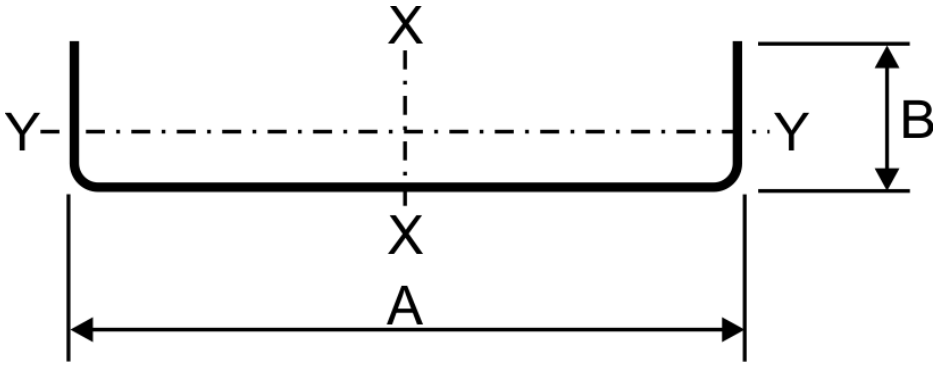

Note: Inside bend radius taken as 3/32"

Section Designation	Base Design Thickness (in.)	Depth A (in.)	Flange B (in.)	F_y (ksi)	GROSS							EFFECTIVE		
					Weight (lb/ft)	Area (in.^{2})	I_x (in.^{4})	r_x (in.)	I_y (in.^{4})	r_y (in.)	V_{rg} (kip)	I_{xd} (in.^{4})	S_{xe} (in.^{3})	M_{rx} (k-in.)
75U50-54	0.0566	0.75	0.50	33	0.296	0.0871	0.00726	0.289	0.00211	0.156	0.419	0.00726	0.0194	0.687
75U50-54	0.0566	0.75	0.50	50	0.296	0.0871	0.00726	0.289	0.00211	0.156	0.634	0.00726	0.0194	1.02
150U50-43	0.0451	1.50	0.50	33	0.357	0.105	0.0324	0.555	0.00226	0.147	0.905	0.0324	0.0431	1.49
150U50-43	0.0451	1.50	0.50	50	0.357	0.105	0.0324	0.555	0.00226	0.147	1.37	0.0324	0.0431	2.21
150U50-54	0.0566	1.50	0.50	33	0.441	0.130	0.0390	0.549	0.00272	0.145	1.09	0.0390	0.0520	1.85
150U50-54	0.0566	1.50	0.50	50	0.441	0.130	0.0390	0.549	0.00272	0.145	1.65	0.0390	0.0520	2.73
150U75-54	0.0566	1.50	0.75	33	0.537	0.158	0.0537	0.583	0.00865	0.234	1.09	0.0537	0.0716	2.41
150U75-54	0.0566	1.50	0.75	50	0.537	0.158	0.0537	0.583	0.00865	0.234	1.65	0.0537	0.0705	3.17
200U50-54	0.0566	2.00	0.50	33	0.158	0.537	0.0796	0.710	0.0029	0.137	1.54	0.0796	0.0796	2.83
250U50-54	0.0566	2.50	0.50	33	0.186	0.634	0.140	0.867	0.00310	0.129	1.99	0.140	0.112	3.98

NOTE: Cold work of forming is applied when applicable.

Table Notes

1 Multiple span indicates two or more equal spans continuous over interior supports.
2 Compression flanges assumed unbraced.
3 Web crippling based on 3/4" bearing at end and interior supports.

Limiting Ceiling Spans of U-Channels (ft) - *L/240*

	Specified dead loads		4 psf					6 psf					13 psf					15 psf				
Section Designation	F_y (ksi)	Span Type	Spacing (in.) o.c.					Spacing (in.) o.c.					Spacing (in.) o.c.					Spacing (in.) o.c.				
			24	36	48	60	72	24	36	48	60	72	24	36	48	60	72	24	36	48	60	72
75U050-54	33	Single	3' 10"	3' 4"	3' 1"	2' 10"	2' 8"	3' 4"	2' 11"	2' 8"	2' 6"	2' 4"	2' 7"	2' 3"	2' 1"	1' 11"	1' 9"	2' 6"	2' 2"	1' 11"	1' 10"	1' 8"
	33	Multiple	4' 9"	4' 2"	3' 9"	3' 6"	3' 4"	4' 2"	3' 8"	3' 4"	3' 1"	2' 11"	3' 3"	2' 10"	2' 6"	2' 4"	2' 2"	3' 1"	2' 8"	2' 5"	2' 2"	2' 0"
150U050-54	33	Single	5' 11"	5' 2"	4' 8"	4' 4"	4' 1"	5' 2"	4' 6"	4' 1"	3' 9"	3' 7"	4' 0"	3' 6"	3' 2"	2' 11"	2' 9"	3' 9"	3' 4"	3' 0"	2' 10"	2' 8"
	33	Multiple	7' 6"	6' 7"	6' 0"	5' 7"	5' 3"	6' 7"	5' 9"	5' 3"	4' 10"	4' 7"	5' 1"	4' 5"	4' 0"	3' 9"	3' 6"	4' 10"	4' 3"	3' 10"	3' 7"	3' 3"
200U050-54	33	Single	6' 2"	5' 5"	4' 11"	4' 7"	4' 4"	5' 5"	4' 9"	4' 4"	4' 0"	3' 9"	4' 2"	3' 8"	3' 4"	3' 1"	2' 11"	4' 0"	3' 6"	3' 2"	3' 0"	2' 10"
	33	Multiple	7' 11"	6' 11"	6' 3"	5' 10"	5' 6"	6' 11"	6' 0"	5' 6"	5' 1"	4' 10"	5' 4"	4' 8"	4' 3"	4' 0"	3' 9"	5' 1"	4' 6"	4' 1"	3' 9"	3' 7"
250U050-54	33	Single	6' 5"	5' 7"	5' 1"	4' 9"	4' 6"	5' 7"	4' 11"	4' 6"	4' 2"	3' 11"	4' 4"	3' 10"	3' 6"	3' 3"	3' 1"	4' 2"	3' 8"	3' 4"	3' 1"	2' 11"
	33	Multiple	8' 2"	7' 2"	6' 6"	6' 1"	5' 9"	7' 2"	6' 3"	5' 9"	5' 4"	5' 0"	5' 7"	4' 10"	4' 5"	4' 2"	3' 11"	5' 4"	4' 8"	4' 3"	3' 11"	3' 9"

Limiting Ceiling Spans of U-Channels (ft) - *L/360*

	Specified dead loads		4 psf					6 psf					13 psf					15 psf				
Section Designation	F_y (ksi)	Span Type	Spacing (in.) o.c.					Spacing (in.) o.c.					Spacing (in.) o.c.					Spacing (in.) o.c.				
			24	36	48	60	72	24	36	48	60	72	24	36	48	60	72	24	36	48	60	72
75U050-54	33	Single	3' 4"	2' 11"	2' 8"	2' 6"	2' 4"	2' 11"	2' 7"	2' 4"	2' 2"	2' 0"	2' 3"	2' 0"	1' 9"	1' 8"	1' 7"	2' 2"	1' 11"	1' 8"	1' 7"	1' 6"
	33	Multiple	4' 2"	3' 8"	3' 4"	3' 1"	2' 11"	3' 8"	3' 2"	2' 11"	2' 8"	2' 6"	2' 10"	2' 5"	2' 3"	2' 1"	1' 11"	2' 8"	2' 4"	2' 1"	2' 0"	1' 10"
150U050-54	33	Single	5' 11"	5' 2"	4' 8"	4' 4"	4' 1"	5' 2"	4' 6"	4' 1"	3' 9"	3' 7"	4' 0"	3' 6"	3' 2"	2' 11"	2' 9"	3' 9"	3' 4"	3' 0"	2' 9"	2' 8"
	33	Multiple	7' 4"	6' 5"	5' 10"	5' 5"	5' 1"	6' 5"	5' 7"	5' 1"	4' 9"	4' 5"	4' 11"	4' 4"	3' 11"	3' 8"	3' 5"	4' 9"	4' 1"	3' 9"	3' 6"	3' 3"
200U050-54	33	Single	6' 2"	5' 5"	4' 11"	4' 7"	4' 4"	5' 5"	4' 9"	4' 4"	4' 0"	3' 9"	4' 2"	3' 8"	3' 4"	3' 1"	2' 11"	4' 0"	3' 6"	3' 2"	3' 0"	2' 10"
	33	Multiple	7' 11"	6' 11"	6' 3"	5' 10"	5' 6"	6' 11"	6' 0"	5' 6"	5' 1"	4' 10"	5' 4"	4' 8"	4' 3"	4' 0"	3' 9"	5' 1"	4' 6"	4' 1"	3' 9"	3' 7"
250U050-54	33	Single	6' 5"	5' 7"	5' 1"	4' 9"	4' 6"	5' 7"	4' 11"	4' 6"	4' 2"	3' 11"	4' 4"	3' 10"	3' 6"	3' 3"	3' 1"	4' 2"	3' 8"	3' 4"	3' 1"	2' 11"
	33	Multiple	8' 2"	7' 2"	6' 6"	6' 1"	5' 9"	7' 2"	6' 3"	5' 9"	5' 4"	5' 0"	5' 7"	4' 10"	4' 5"	4' 2"	3' 11"	5' 4"	4' 8"	4' 3"	3' 11"	3' 9"

Furring Channel Section Properties

Table Notes

1 If present, hems and offsets in flanges are ignored.
2 Effective properties are the minimum for positive and negative bending.

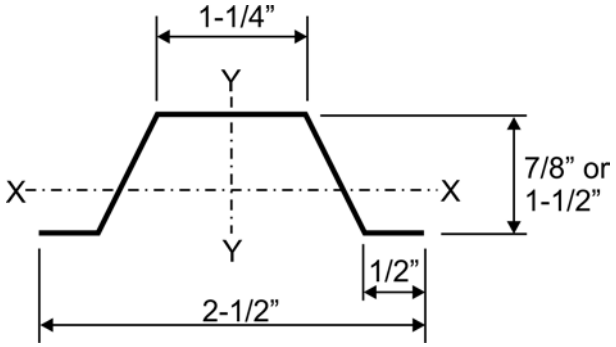

Section Designation	F_y (ksi)	Base Design Thickness (in.)	Gross						Effective		
			Weight (lb/ft)	Area (in.^{2})	I_x (in.^{4})	r_x (in.)	I_y (in.^{4})	r_y (in.)	I_{xd} (in.^{4})	S_{xe} (in.^{3})	M_{rx} (k-in.)
087F125-18	33	0.0188	0.245	0.0721	0.00913	0.356	0.0360	0.707	0.00888	0.0162	0.482
087F125-27	33	0.0283	0.366	0.108	0.0133	0.352	0.0535	0.705	0.0133	0.0275	0.816
087F125-30	33	0.0312	0.402	0.118	0.0146	0.351	0.0587	0.705	0.0146	0.0310	0.919
087F125-33	33	0.0346	0.444	0.131	0.0160	0.350	0.0648	0.704	0.0160	0.0343	1.02
087F125-43	33	0.0451	0.573	0.168	0.0201	0.345	0.0832	0.703	0.0201	0.0432	1.28
150F125-18	33	0.0188	0.323	0.0950	0.0315	0.576	0.0466	0.700	0.0308	0.0346	1.03
150F125-27	33	0.0283	0.483	0.142	0.0464	0.572	0.0692	0.698	0.0464	0.0573	1.70
150F125-30	33	0.0312	0.532	0.156	0.0509	0.571	0.0760	0.697	0.0509	0.0644	1.91
150F125-33	33	0.0346	0.588	0.173	0.0560	0.569	0.0838	0.696	0.0560	0.0712	2.11
150F125-43	33	0.0451	0.760	0.224	0.0713	0.565	0.108	0.694	0.0713	0.0907	2.69

Table Notes

1 Single spans are the minimum span based on moment, shear, web crippling, or deflection.

2 Multiple spans are for two or more equal continuous spans with span length measured from support to support.

3 Web crippling check is based on a bearing length of 1" at end and interior supports.

4 Multiple spans are the minimum span based on moment, shear, web crippling, combined bending and shear, combined bending and web crippling, or deflection.

Limiting Ceiling Spans of Furring Channels (ft) - *L/240*

Specified dead loads			4 psf			6 psf			13 psf		
Section	F_y	Span	Spacing (in.) o.c.			Spacing (in.) o.c.			Spacing (in.) o.c.		
Designation	(ksi)	Type	12	16	24	12	16	24	12	16	24
087F125-18	**33**	Single	5' 3"	4' 9"	4' 2"	4' 7"	4' 2"	3' 7"	3' 6"	3' 2"	2' 9"
	33	Multiple	6' 5"	5' 10"	5' 1"	5' 8"	5' 1"	4' 6"	4' 4"	3' 10"	3' 1"
087F125-27	**33**	Single	6' 0"	5' 5"	4' 9"	5' 3"	4' 9"	4' 2"	4' 0"	3' 8"	3' 2"
	33	Multiple	7' 5"	6' 9"	5' 10"	6' 6"	5' 10"	5' 1"	5' 0"	4' 6"	3' 11"
087F125-30	**33**	Single	6' 2"	5' 7"	4' 11"	5' 4"	4' 11"	4' 3"	4' 2"	3' 9"	3' 3"
	33	Multiple	7' 7"	6' 11"	6' 0"	6' 8"	6' 0"	5' 3"	5' 2"	4' 8"	4' 1"
087F125-33	**33**	Single	6' 4"	5' 9"	5' 0"	5' 6"	5' 0"	4' 5"	4' 3"	3' 11"	3' 5"
	33	Multiple	7' 10"	7' 2"	6' 3"	6' 10"	6' 3"	5' 5"	5' 3"	4' 10"	4' 2"
087F125-43	**33**	Single	6' 10"	6' 3"	5' 5"	6' 0"	5' 5"	4' 9"	4' 7"	4' 2"	3' 8"
	33	Multiple	8' 6"	7' 9"	6' 9"	7' 5"	6' 9"	5' 10"	5' 9"	5' 2"	4' 6"
150F125-18	**33**	Single	7' 11"	7' 2"	6' 3"	6' 11"	6' 3"	5' 6"	5' 4"	4' 10"	4' 3"
	33	Multiple	9' 9"	8' 11"	7' 9"	8' 7"	7' 9"	6' 9"	6' 6"	5' 7"	4' 7"
150F125-27	**33**	Single	9' 1"	8' 3"	7' 2"	7' 11"	7' 2"	6' 3"	6' 1"	5' 7"	4' 10"
	33	Multiple	11' 3"	10' 2"	8' 11"	9' 10"	8' 11"	7' 9"	7' 7"	6' 11"	5' 10"
150F125-30	**33**	Single	9' 4"	8' 6"	7' 5"	8' 2"	7' 5"	6' 6"	6' 4"	5' 9"	5' 0"
	33	Multiple	11' 7"	10' 6"	9' 2"	10' 1"	9' 2"	8' 0"	7' 10"	7' 1"	6' 2"
150F125-33	**33**	Single	9' 8"	8' 9"	7' 8"	8' 5"	7' 8"	6' 8"	6' 6"	5' 11"	5' 2"
	33	Multiple	12' 0"	10' 10"	9' 6"	10' 5"	9' 6"	8' 3"	8' 1"	7' 4"	6' 5"
150F125-43	**33**	Single	10' 6"	9' 6"	8' 4"	9' 2"	8' 4"	7' 3"	7' 1"	6' 5"	5' 7"
	33	Multiple	13' 0"	11' 9"	10' 3"	11' 4"	10' 3"	9' 0"	8' 9"	7' 11"	6' 11"

Limiting Ceiling Spans of Furring Channels (ft) - *L/360*

Specified dead loads			4 psf			6 psf			13 psf		
Section	F_y	Span	Spacing (in.) o.c.			Spacing (in.) o.c.			Spacing (in.) o.c.		
Designation	(ksi)	Type	12	16	24	12	16	24	12	16	24
087F125-18	**33**	Single	4' 7"	4' 2"	3' 7"	4' 0"	3' 7"	3' 2"	3' 1"	2' 9"	2' 5"
	33	Multiple	5' 8"	5' 1"	4' 6"	4' 11"	4' 6"	3' 11"	3' 9"	3' 5"	3' 0"
087F125-27	**33**	Single	5' 3"	4' 9"	4' 2"	4' 7"	4' 2"	3' 7"	3' 6"	3' 2"	2' 9"
	33	Multiple	6' 6"	5' 10"	5' 1"	5' 8"	5' 1"	4' 6"	4' 4"	3' 11"	3' 5"
087F125-30	**33**	Single	5' 4"	4' 11"	4' 3"	4' 8"	4' 3"	3' 9"	3' 7"	3' 3"	2' 10"
	33	Multiple	6' 8"	6' 0"	5' 3"	5' 10"	5' 3"	4' 7"	4' 6"	4' 1"	3' 6"
087F125-33	**33**	Single	5' 6"	5' 0"	4' 5"	4' 10"	4' 5"	3' 10"	3' 9"	3' 5"	2' 11"
	33	Multiple	6' 10"	6' 3"	5' 5"	6' 0"	5' 5"	4' 9"	4' 7"	4' 2"	3' 8"
087F125-43	**33**	Single	6' 0"	5' 5"	4' 9"	5' 3"	4' 9"	4' 2"	4' 0"	3' 8"	3' 2"
	33	Multiple	7' 5"	6' 9"	5' 10"	6' 6"	5' 10"	5' 1"	5' 0"	4' 6"	3' 11"
150F125-18	**33**	Single	6' 11"	6' 3"	5' 6"	6' 0"	5' 6"	4' 9"	4' 8"	4' 3"	3' 8"
	33	Multiple	8' 7"	7' 9"	6' 9"	7' 6"	6' 9"	5' 11"	5' 9"	5' 3"	4' 7"
150F125-27	**33**	Single	7' 11"	7' 2"	6' 3"	6' 11"	6' 3"	5' 6"	5' 4"	4' 10"	4' 3"
	33	Multiple	9' 10"	8' 11"	7' 9"	8' 7"	7' 9"	6' 9"	6' 7"	6' 0"	5' 3"
150F125-30	**33**	Single	8' 2"	7' 5"	6' 6"	7' 2"	6' 6"	5' 8"	5' 6"	5' 0"	4' 4"
	33	Multiple	10' 1"	9' 2"	8' 0"	8' 10"	8' 0"	7' 0"	6' 10"	6' 2"	5' 5"
150F125-33	**33**	Single	8' 5"	7' 8"	6' 8"	7' 4"	6' 8"	5' 10"	5' 8"	5' 2"	4' 6"
	33	Multiple	10' 5"	9' 6"	8' 3"	9' 1"	8' 3"	7' 3"	7' 0"	6' 5"	5' 7"
150F125-43	**33**	Single	9' 2"	8' 4"	7' 3"	8' 0"	7' 3"	6' 4"	6' 2"	5' 7"	4' 11"
	33	Multiple	11' 4"	10' 3"	9' 0"	9' 11"	9' 0"	7' 10"	7' 8"	6' 11"	6' 1"

BAILEY®

BAILEY
EST. 1950

sales@bmp-group.com • www.bmp-group.com

MONTREAL

525 Avenue Edward VII
Dorval, QC H9P 1E7
Tel. (514) 735-3455
800-263-3455
Fax. (514) 735-5052

TORONTO

1 Caldari Road
Concord, ON L4K 3Z9
Tel. (905) 738-9267
800-668-2154
Fax. (905) 738-5712

CALGARY

3924 27th Street NE
Calgary, AB T1Y 5K7
Tel. (403) 248-3536
800-665-2013
Fax. (403) 248-0288

EDMONTON

101-5710 Roper Road NW
Edmonton, AB T6B 3G7
Tel. (780) 462-5757
800-563-1751
Fax. (780) 450-3378

VANCOUVER

7715 Anvil Way
Surrey, BC V3W 6A2
Tel. (604) 590-5100
800-818-2666
Fax. (604) 590-5105